



US00D949992S

(12) **United States Design Patent** (10) **Patent No.:** **US D949,992 S**
Kennedy et al. (45) **Date of Patent:** **** Apr. 26, 2022**

(54) **GOLF BALL**

(71) Applicant: **Taylor Made Golf Company, Inc.**,
Carlsbad, CA (US)

(72) Inventors: **Dennis Kennedy**, Carlsbad, CA (US);
Michael Fox, Carlsbad, CA (US); **Rick
Fowler**, Jupiter, FL (US)

(73) Assignee: **Taylor Made Golf Company, Inc.**,
Carlsbad, CA (US)

(**) Term: **15 Years**

(21) Appl. No.: **29/724,831**

(22) Filed: **Feb. 19, 2020**

(51) **LOC (13) Cl.** **21-02**

(52) **U.S. Cl.**
USPC **D21/708**

(58) **Field of Classification Search**
USPC D21/707-714; 473/351-385
CPC . A63B 37/00-14; A63B 43/008; A63B 45/02;
A63B 69/3655; A63B 69/3688
See application file for complete search history.

(56) **References Cited**

U.S. PATENT DOCUMENTS

| | | | | |
|-----------------|---------|-------------|-------|-------------------------|
| D29,949 S * | 1/1899 | Barnes | | D21/708 |
| D52,500 S * | 9/1918 | Vaile | | D21/708 |
| D79,224 S * | 8/1929 | Binnie | | D21/708 |
| D359,093 S * | 6/1995 | Shishido | | D21/713 |
| 5,427,378 A * | 6/1995 | Murphy | | A63B 37/0003 473/353 |
| D377,065 S * | 12/1996 | Soofi | | D21/713 |
| D718,821 S * | 12/2014 | Beyrich | | D21/478 |
| D729,890 S * | 5/2015 | Smith | | D21/713 |
| D761,366 S * | 7/2016 | Smith | | D21/707 |
| D816,786 S * | 5/2018 | Loffelmann | | D21/713 |
| D829,836 S * | 10/2018 | Loffelmann | | D21/713 |
| D860,344 S * | 9/2019 | Brewer, III | | D21/708 |
| 10,532,251 B1 * | 1/2020 | Madson | | A63B 1/00 |

| | | | | |
|-------------------|--------|----------|-------|-------------------------|
| D886,218 S * | 6/2020 | Fox | | D21/708 |
| D886,924 S * | 6/2020 | Fox | | D21/708 |
| D886,925 S * | 6/2020 | Fox | | D21/708 |
| D888,171 S * | 6/2020 | Fox | | D21/708 |
| D892,242 S * | 8/2020 | Hasell | | D21/713 |
| 2005/0054463 A1 * | 3/2005 | Ninomiya | | A63B 37/0038 473/371 |
| 2005/0192120 A1 * | 9/2005 | Morley | | A63B 43/008 473/351 |
| 2007/0167258 A1 * | 7/2007 | Sato | | A63B 37/0019 473/378 |

(Continued)

FOREIGN PATENT DOCUMENTS

| | | | |
|----|----------------|---|--------|
| AT | 3528/1995-0001 | * | 3/1996 |
| CN | 301999451 | * | 7/2012 |

(Continued)

Primary Examiner — Catherine A Tuttle

(74) *Attorney, Agent, or Firm* — Klarquist Sparkman,
LLP

(57) **CLAIM**

We claim the ornamental design for a golf ball, as shown and described.

DESCRIPTION

FIG. 1 is a front elevation view of a golf ball showing the new design.

FIG. 2 is a rear elevation view thereof.

FIG. 3 is a right side elevation view thereof.

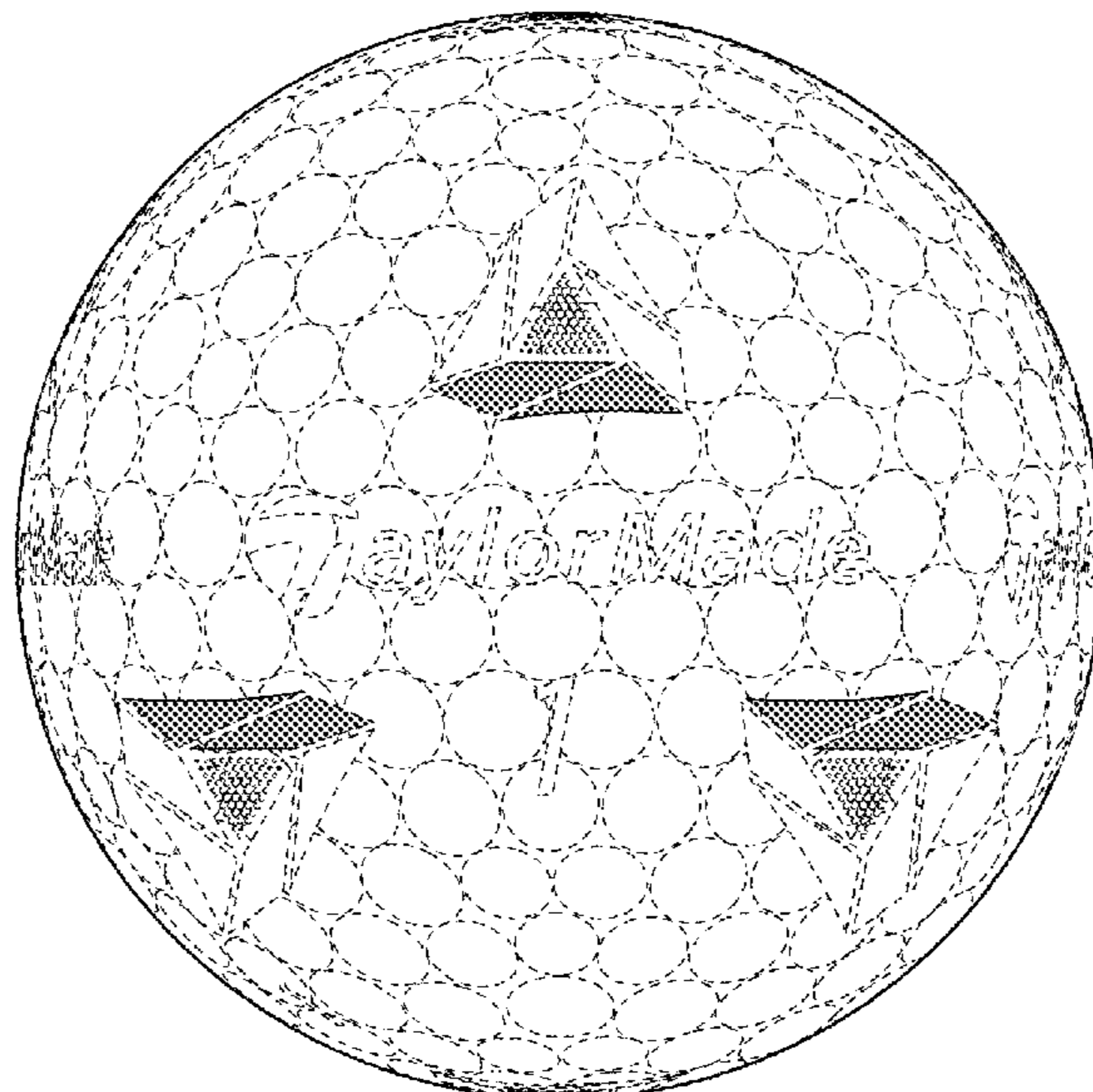
FIG. 4 is a left side elevation view thereof.

FIG. 5 is a top plan view thereof; and,

FIG. 6 is a bottom plan view thereof.

The grayscale shading represents a contrast in color consonant with the visual appearance shown in the drawings. The broken lines depict boundaries adjacent to the grayscale pattern units and other features of the golf ball that form no pattern of the claimed design.

1 Claim, 3 Drawing Sheets



(56)

References Cited

U.S. PATENT DOCUMENTS

2009/0054177 A1* 2/2009 Simonds A63B 37/002
473/383
2010/0240472 A1* 9/2010 Nardacci A63B 37/14
473/383
2021/0031076 A1* 2/2021 Fox A63B 37/0022

FOREIGN PATENT DOCUMENTS

CN 301999460 * 7/2012
CN 302436355 * 5/2013
CN 302436375 * 5/2013
CN 302704358 * 1/2014
CN 303468130 * 11/2015
DE M9102433-0003 * 12/1991
DE M9600571-0003 * 8/1996
DE 402019000328-0001 * 5/2019
FR 922825-001 * 6/1992
GB 4019905 * 5/2011
WO D020695-001 * 11/1991
WO D073023-001 * 2/2010

* cited by examiner

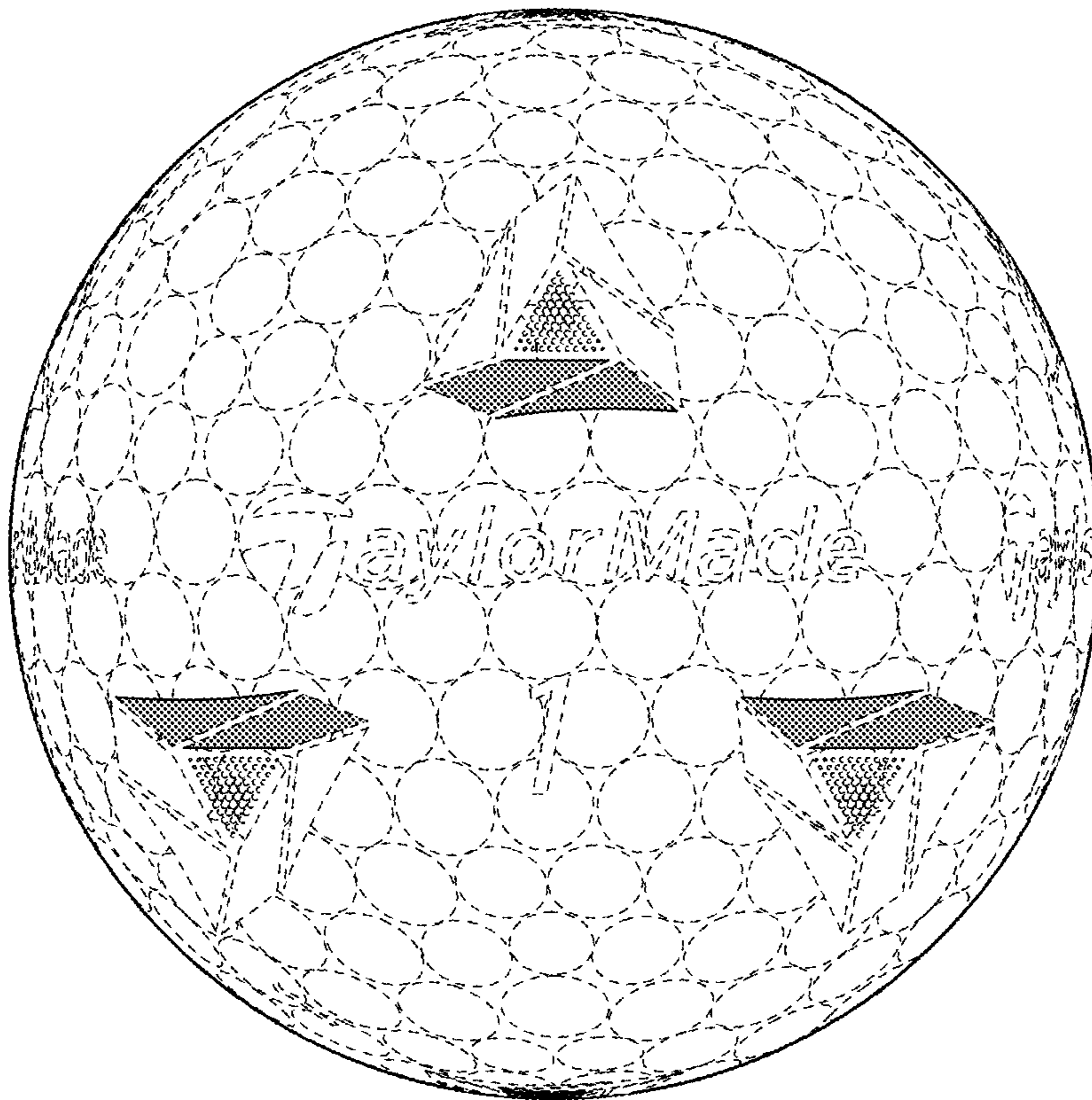


FIG. 1

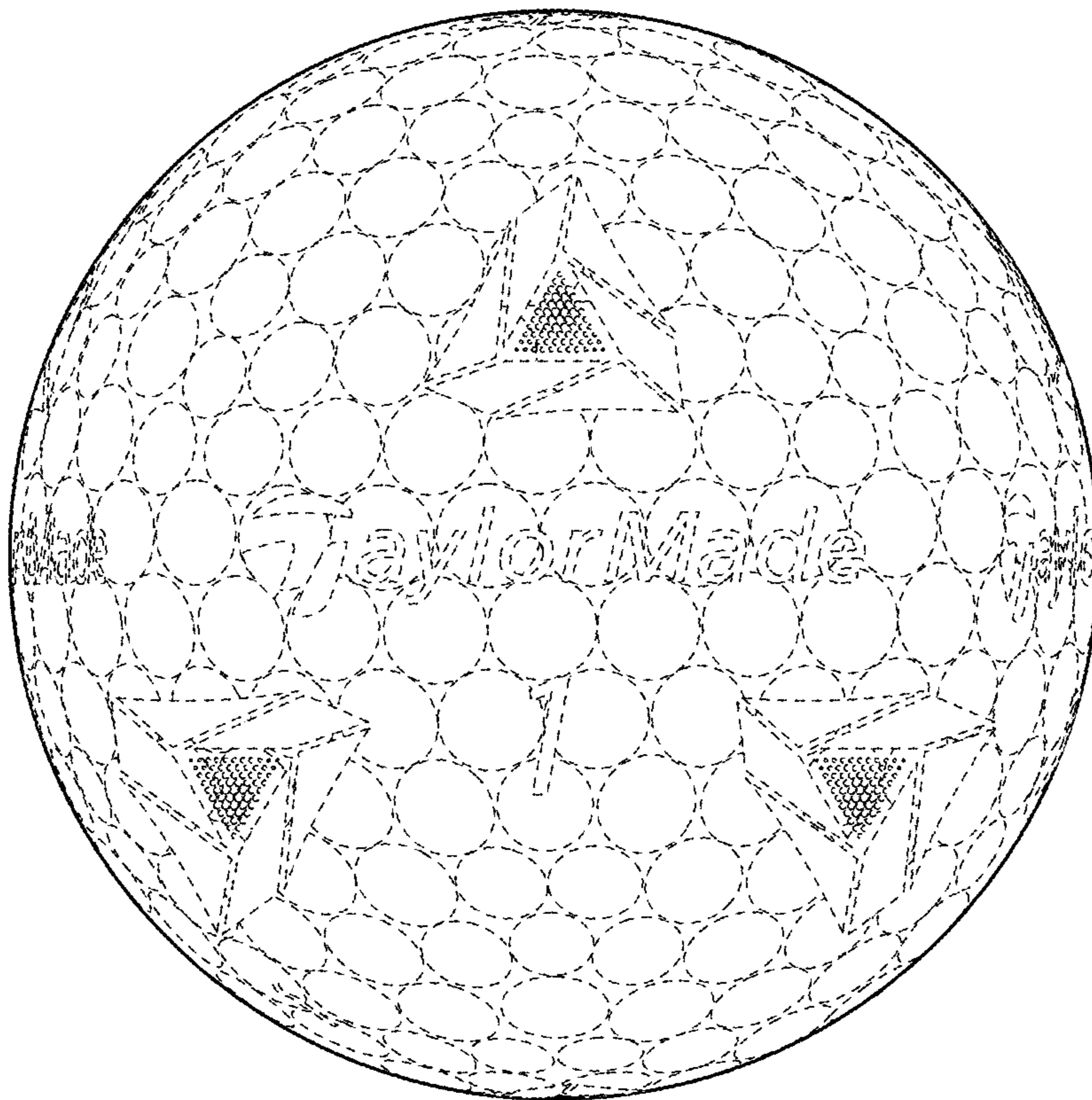


FIG. 2

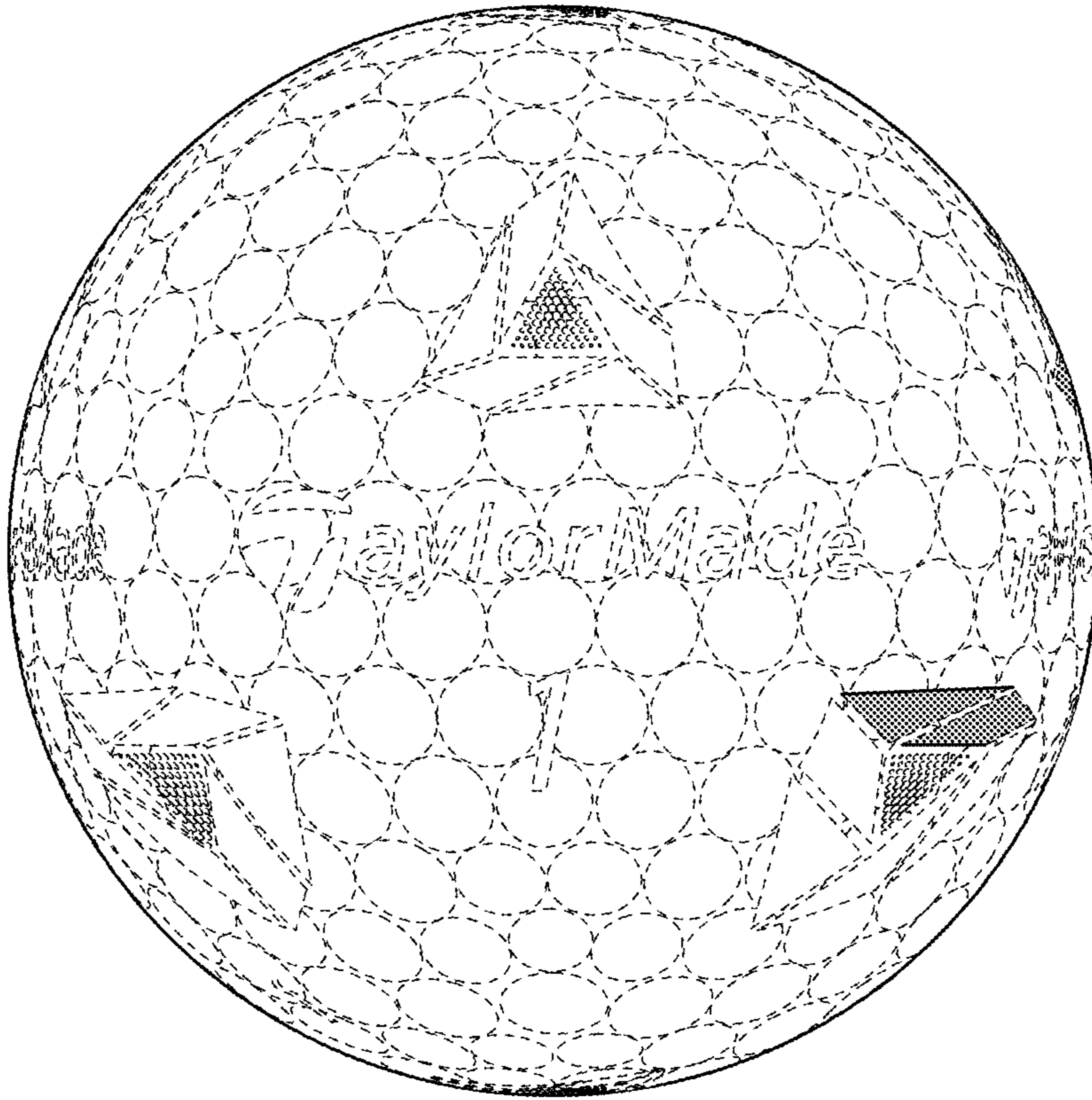


FIG. 3

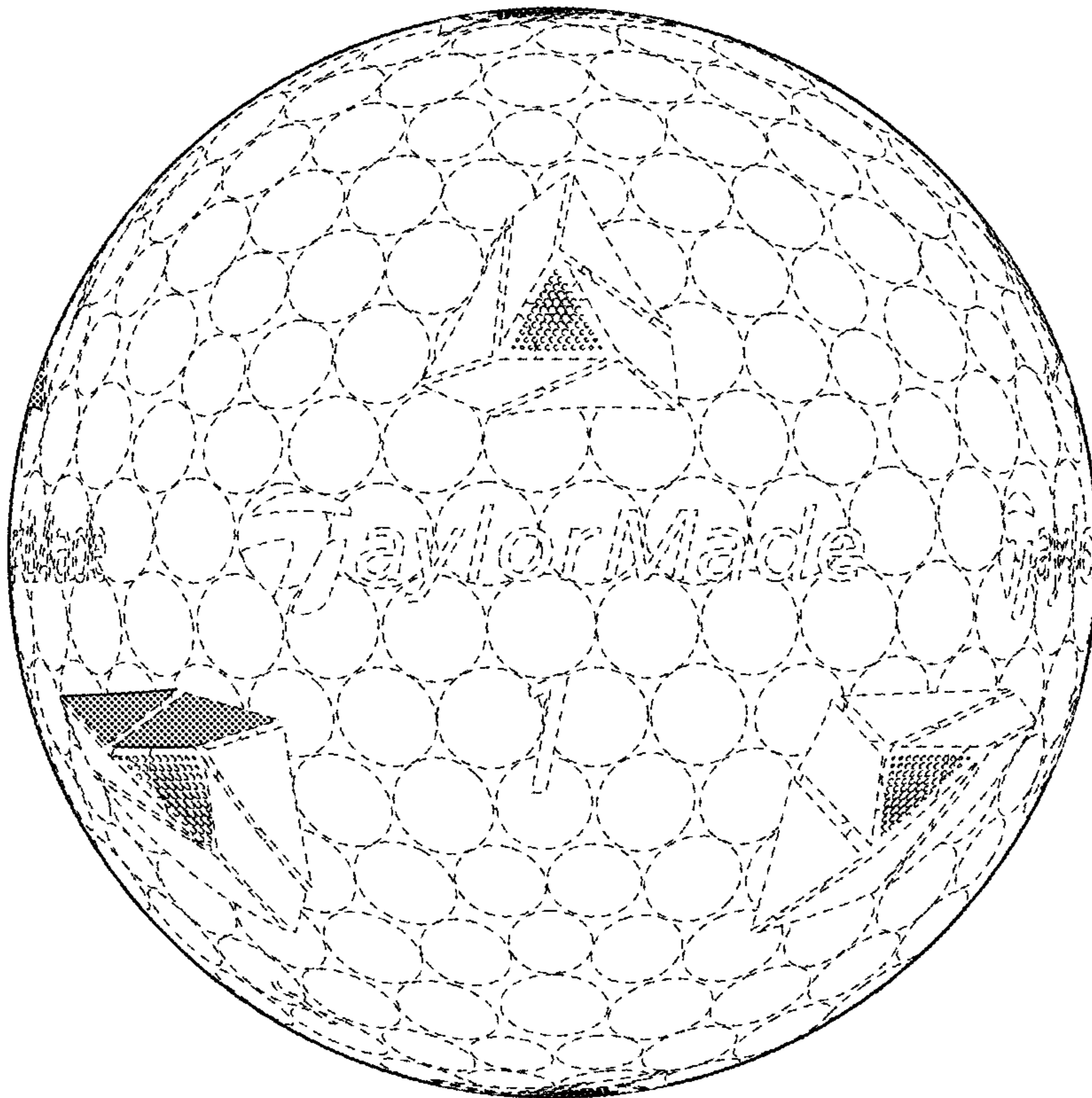


FIG. 4

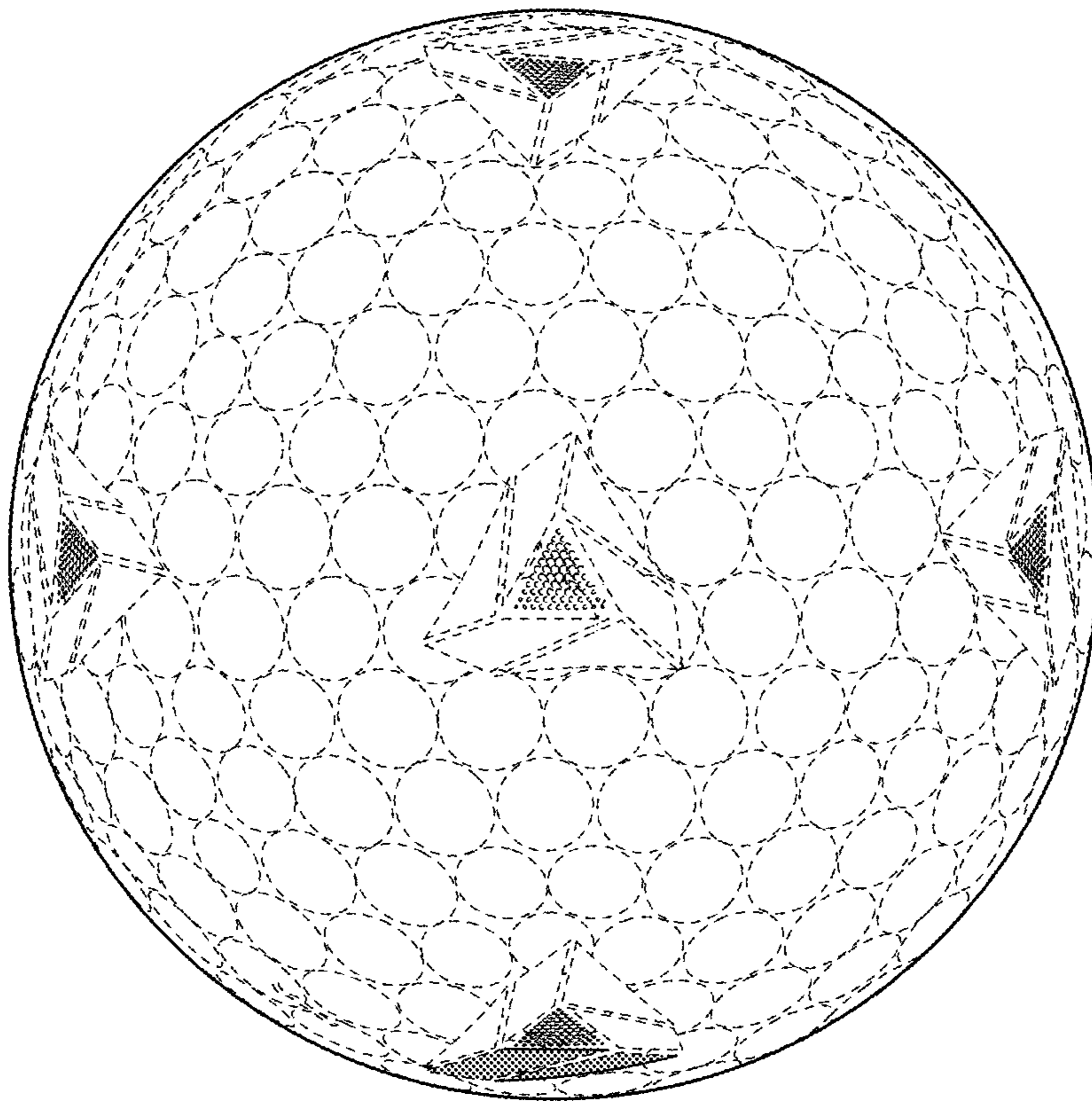


FIG. 5

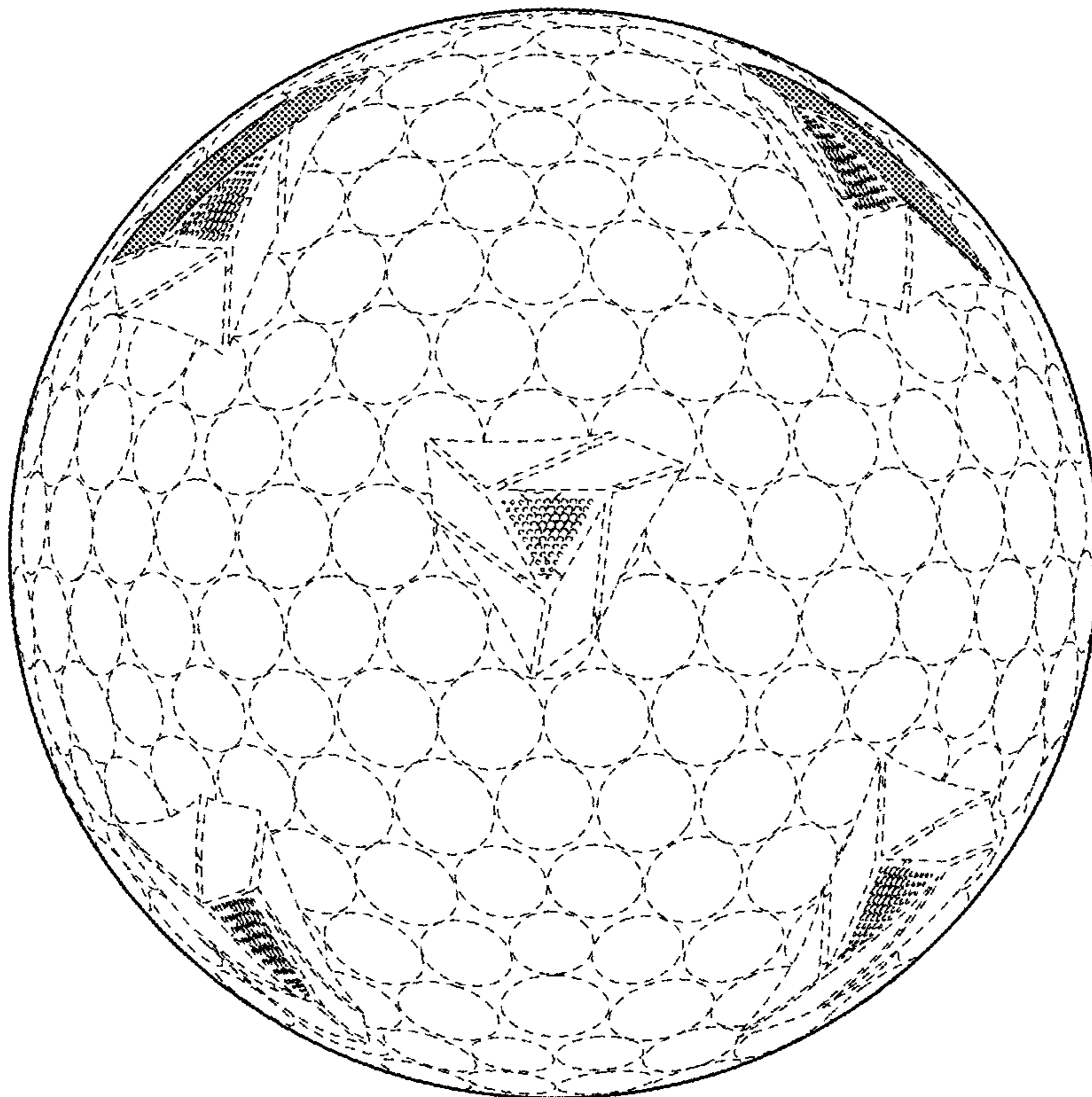


FIG. 6