



US00D949991S

(12) **United States Design Patent** (10) **Patent No.:** **US D949,991 S**  
**Kennedy et al.** (45) **Date of Patent:** **\*\* Apr. 26, 2022**

(54) **GOLF BALL**  
(71) Applicant: **Taylor Made Golf Company, Inc.**,  
Carlsbad, CA (US)  
(72) Inventors: **Dennis Kennedy**, Carlsbad, CA (US);  
**Michael Fox**, Carlsbad, CA (US); **Rick  
Fowler**, Jupiter, FL (US)  
(73) Assignee: **Taylor Made Golf Company, Inc.**,  
Carlsbad, CA (US)

D886,218 S \* 6/2020 Fox ..... D21/708  
D886,924 S \* 6/2020 Fox ..... D21/708  
D886,925 S \* 6/2020 Fox ..... D21/708  
D888,171 S \* 6/2020 Fox ..... D21/708  
D892,242 S \* 8/2020 Hasell ..... D21/713  
2005/0054463 A1\* 3/2005 Ninomiya ..... A63B 37/0038  
473/371  
2005/0192120 A1\* 9/2005 Morley ..... A63B 43/008  
473/351  
2007/0167258 A1\* 7/2007 Sato ..... A63B 37/0019  
473/378

(Continued)

(\*\*) Term: **15 Years**

FOREIGN PATENT DOCUMENTS

(21) Appl. No.: **29/724,829**

AT 3528/1995-0001 \* 3/1996  
CN 301999451 \* 7/2012

(22) Filed: **Feb. 19, 2020**

(Continued)

(51) **LOC (13) Cl.** ..... **21-02**

*Primary Examiner* — Catherine A Tuttle

(52) **U.S. Cl.**  
USPC ..... **D21/708**

(74) *Attorney, Agent, or Firm* — Klarquist Sparkman,  
LLP

(58) **Field of Classification Search**  
USPC ..... D21/707–714; 473/351–385  
CPC . A63B 37/00–14; A63B 43/008; A63B 45/02;  
A63B 69/3655; A63B 69/3688  
See application file for complete search history.

(57) **CLAIM**

We claim the ornamental design for a golf ball, as shown and described.

(56) **References Cited**

**DESCRIPTION**

U.S. PATENT DOCUMENTS

D29,949 S \* 1/1899 Barnes ..... D21/708  
D52,500 S \* 9/1918 Vaile ..... D21/708  
D79,224 S \* 8/1929 Binnie ..... D21/708  
D359,093 S \* 6/1995 Shishido ..... D21/713  
5,427,378 A \* 6/1995 Murphy ..... A63B 37/0003  
473/353  
D377,065 S \* 12/1996 Soofi ..... D21/713  
D718,821 S \* 12/2014 Beyrich ..... D21/478  
D729,890 S \* 5/2015 Smith ..... D21/713  
D761,366 S \* 7/2016 Smith ..... D21/707  
D816,786 S \* 5/2018 Loffelmann ..... D21/713  
D829,836 S \* 10/2018 Loffelmann ..... D21/713  
D860,344 S \* 9/2019 Brewer, III ..... D21/708  
10,532,251 B1 \* 1/2020 Madson ..... A63B 1/00

FIG. 1 is a front elevation view of a golf ball showing the new design.

FIG. 2 is a rear elevation view thereof.

FIG. 3 is a right side elevation view thereof.

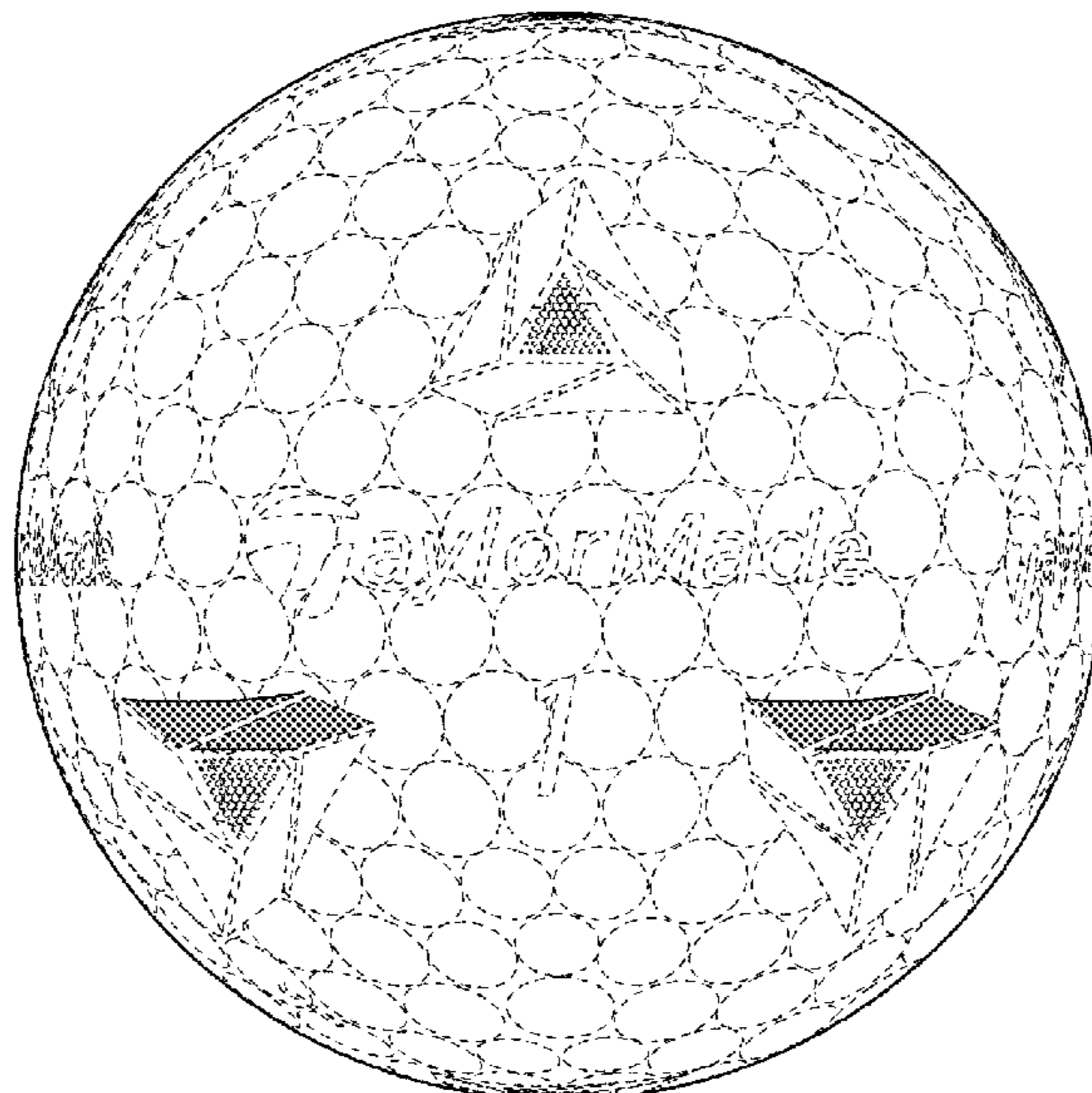
FIG. 4 is a left side elevation view thereof.

FIG. 5 is a top plan view thereof; and,

FIG. 6 is a bottom plan view thereof.

The grayscale shading represents a contrast in color consonant with the visual appearance shown in the drawings. The broken lines depict boundaries adjacent the grayscale pattern units and other features of the golf ball that form no part of the claimed design.

**1 Claim, 3 Drawing Sheets**



(56)

**References Cited**

U.S. PATENT DOCUMENTS

2009/0054177 A1\* 2/2009 Simonds ..... A63B 37/002  
473/383  
2010/0240472 A1\* 9/2010 Nardacci ..... A63B 37/14  
473/383  
2021/0031076 A1\* 2/2021 Fox ..... A63B 37/0022

FOREIGN PATENT DOCUMENTS

CN 301999460 \* 7/2012  
CN 302436355 \* 5/2013  
CN 302436375 \* 5/2013  
CN 302704358 \* 1/2014  
CN 303468130 \* 11/2015  
DE M9102433-0003 \* 12/1991  
DE M9600571-0003 \* 8/1996  
DE 402019000328-0001 \* 5/2019  
FR 922825-001 \* 6/1992  
GB 4019905 \* 5/2011  
WO D020695-001 \* 11/1991  
WO D073023-001 \* 2/2010

\* cited by examiner

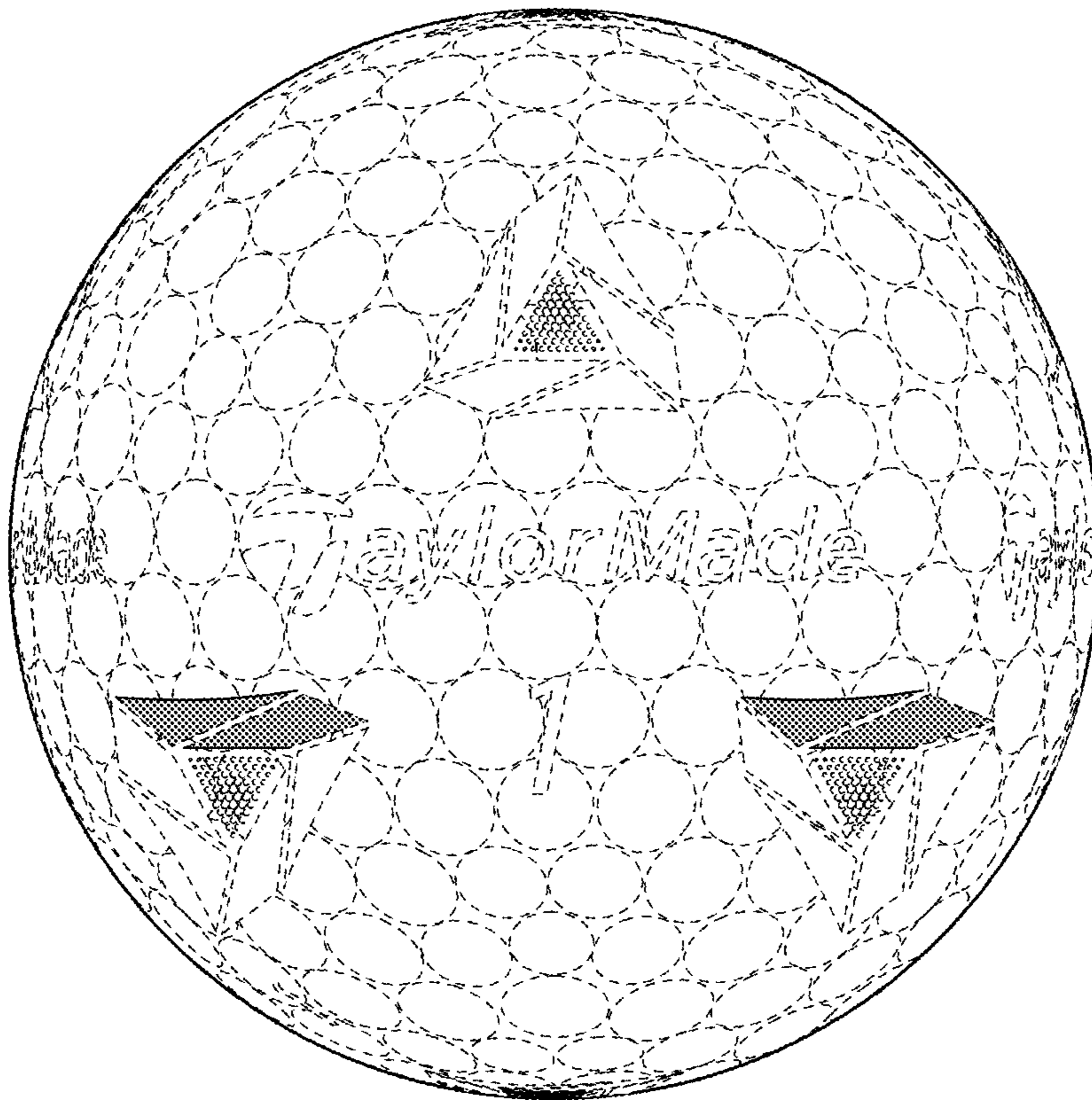


FIG. 1

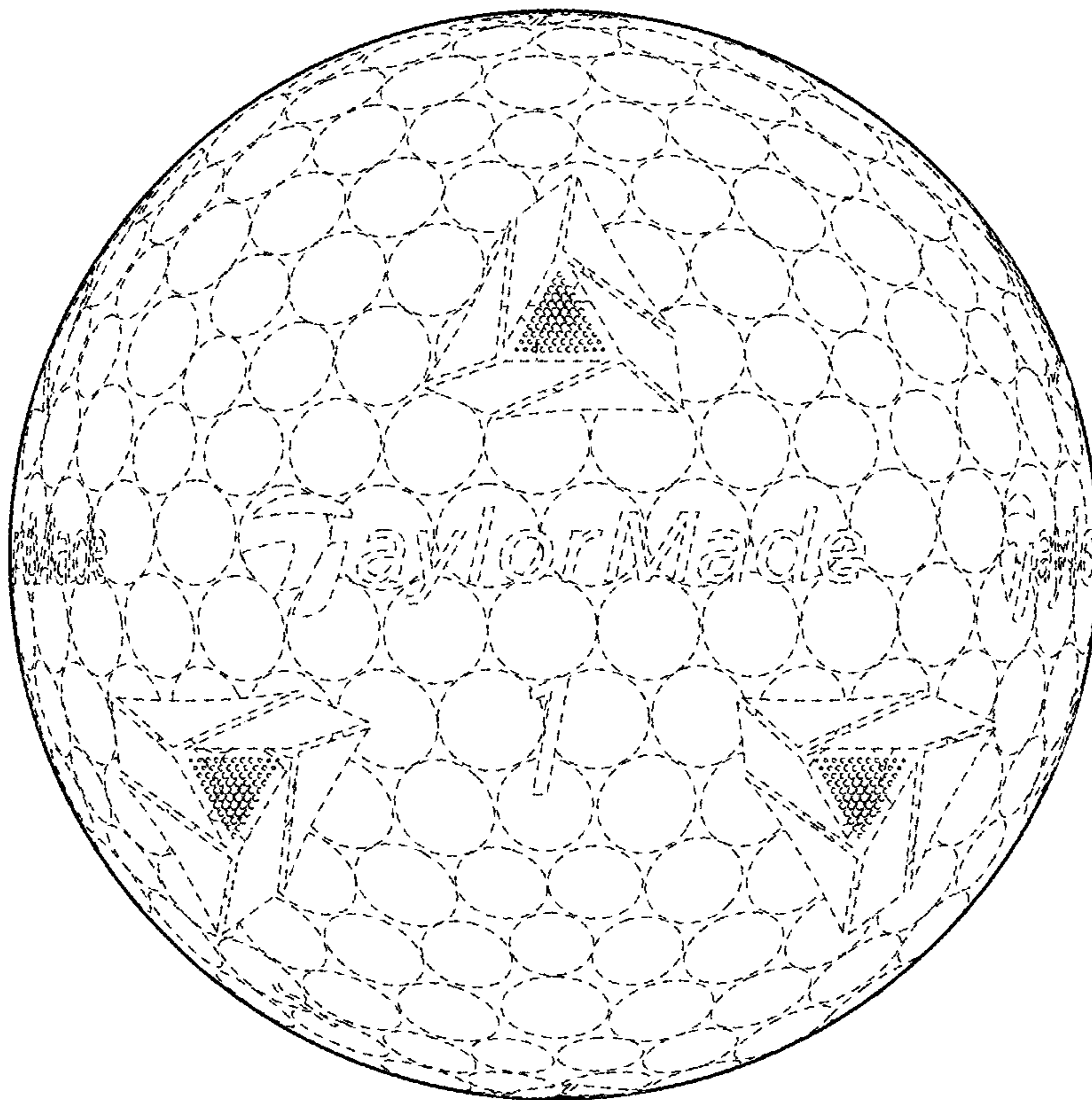


FIG. 2



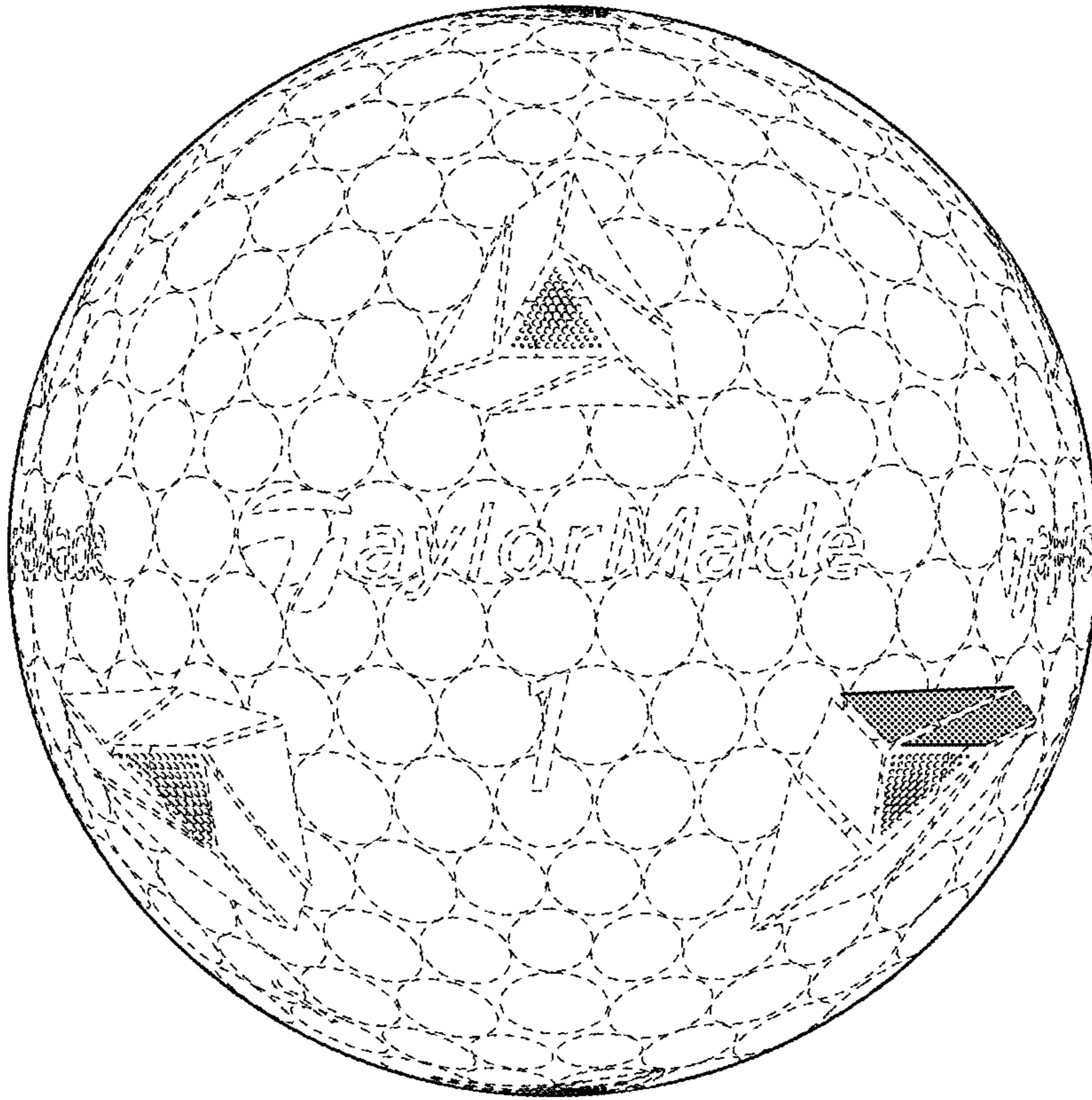


FIG. 3

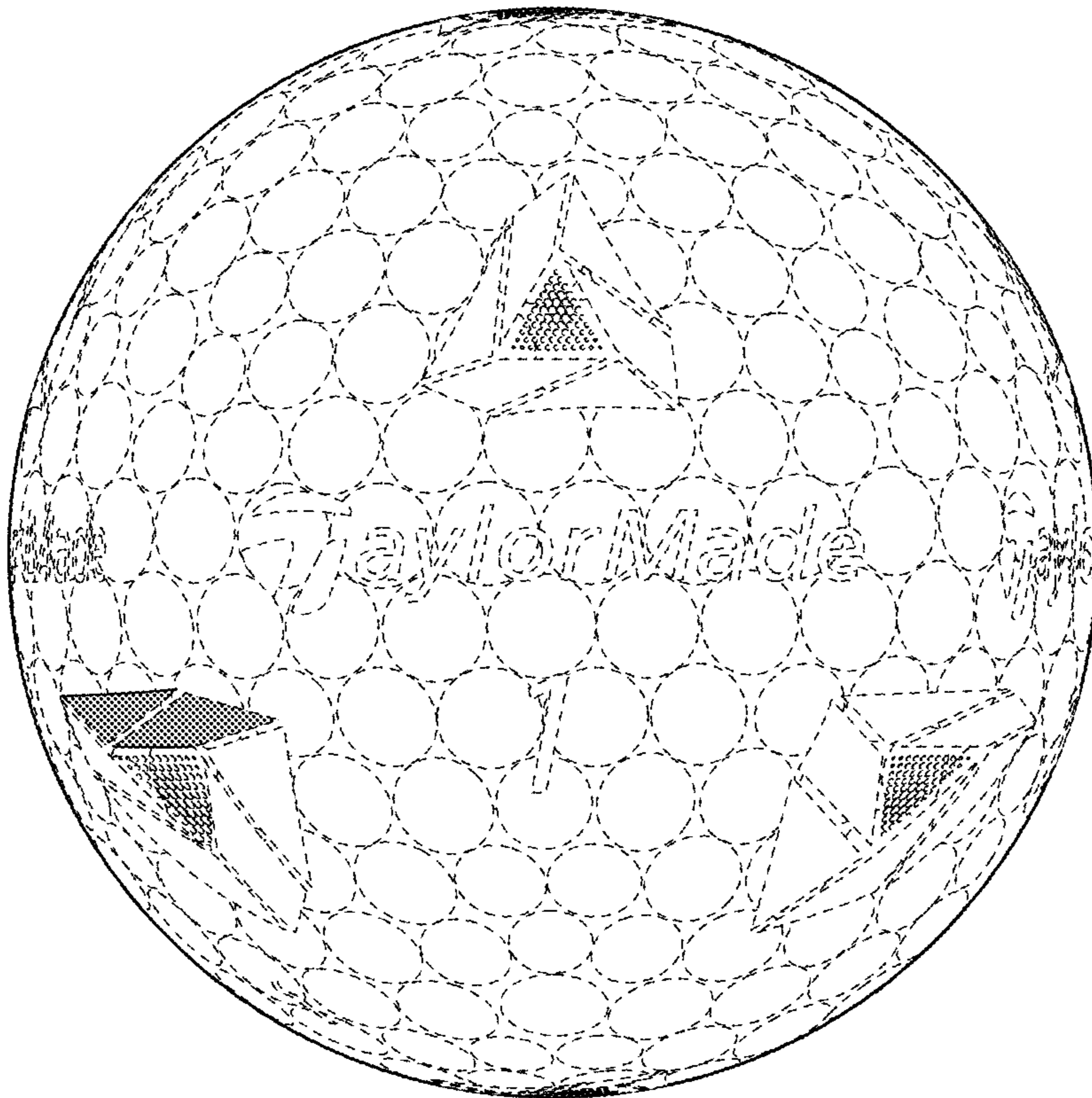


FIG. 4

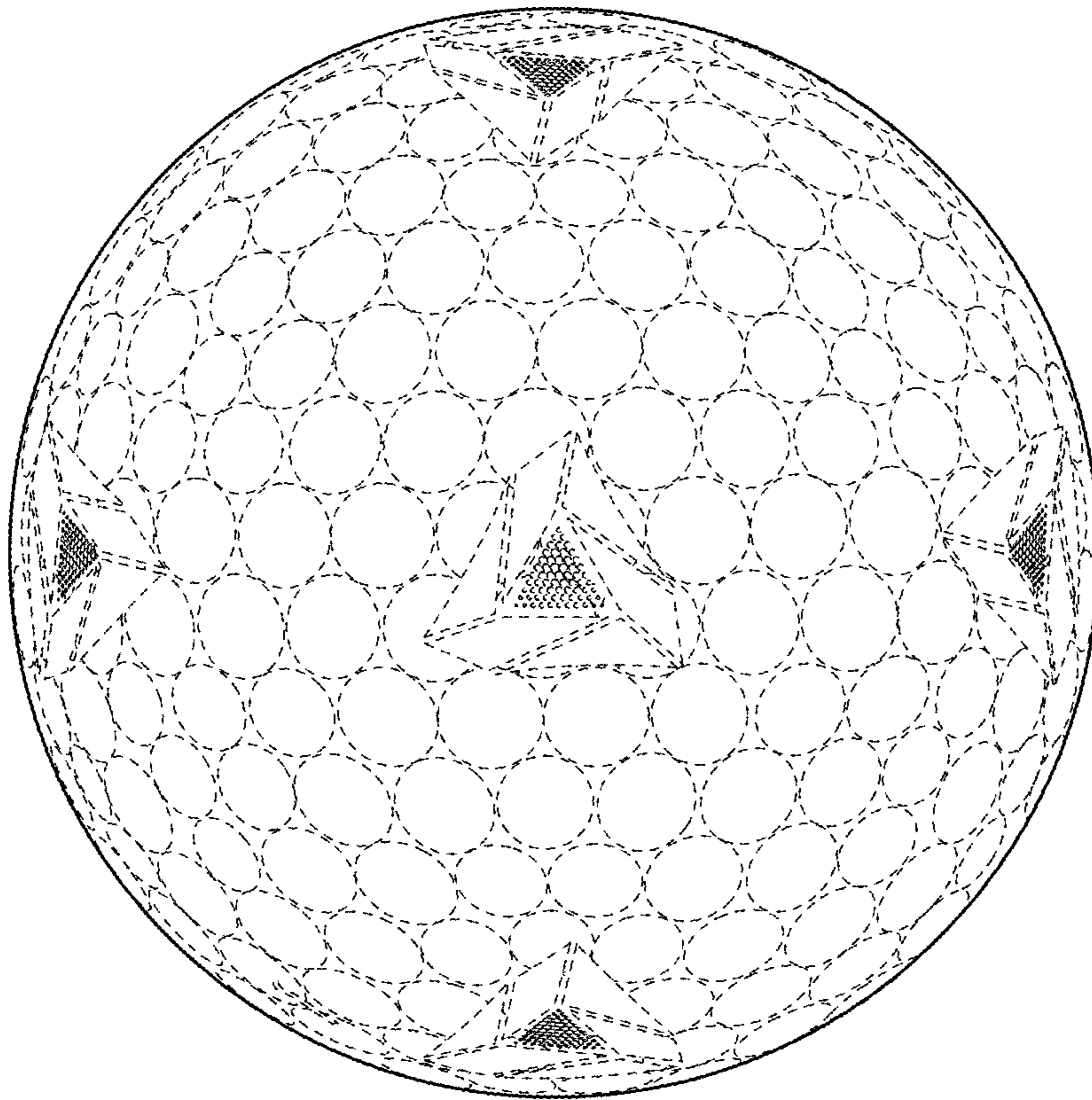


FIG. 5

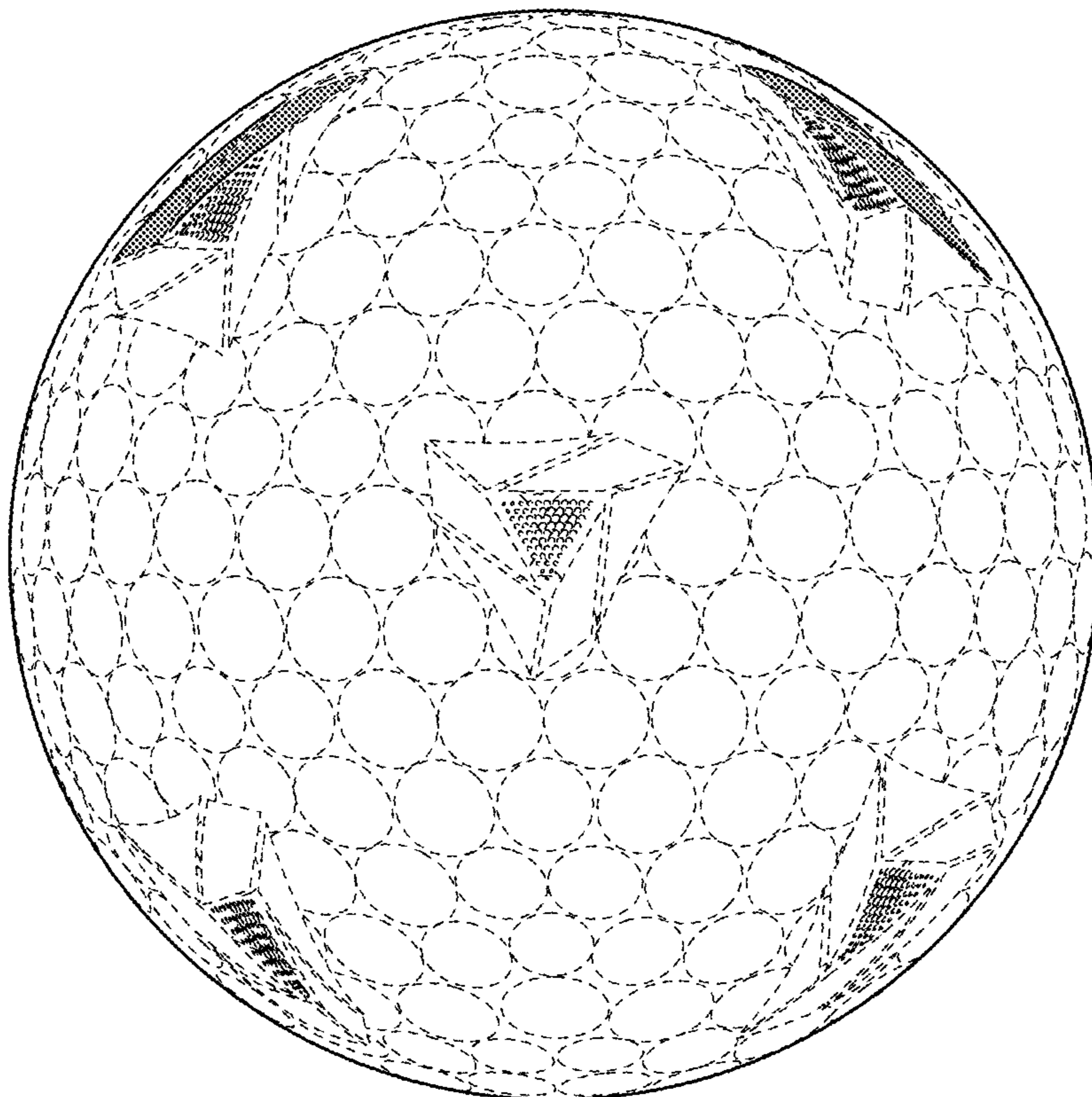


FIG. 6