



US00D949990S

(12) **United States Design Patent** (10) **Patent No.:** **US D949,990 S**  
**Kennedy et al.** (45) **Date of Patent:** **\*\* Apr. 26, 2022**

(54) **GOLF BALL**

(71) Applicant: **Taylor Made Golf Company, Inc.**,  
Carlsbad, CA (US)

(72) Inventors: **Dennis Kennedy**, Carlsbad, CA (US);  
**Michael Fox**, Carlsbad, CA (US)

(73) Assignee: **Taylor Made Golf Company, Inc.**,  
Carlsbad, CA (US)

(\*\*) Term: **15 Years**

(21) Appl. No.: **29/724,826**

(22) Filed: **Feb. 19, 2020**

(51) **LOC (13) Cl.** ..... **21-02**

(52) **U.S. Cl.**  
USPC ..... **D21/708**

(58) **Field of Classification Search**  
USPC ..... D21/707-714; 473/351-385  
CPC . A63B 37/00-14; A63B 43/008; A63B 45/02;  
A63B 69/3655; A63B 69/3688  
See application file for complete search history.

(56) **References Cited**

**U.S. PATENT DOCUMENTS**

D29,949 S *	1/1899	Barnes	.....	D21/708
D52,500 S *	9/1918	Vaile	.....	D21/708
D79,224 S *	8/1929	Binnie	.....	D21/708
D359,093 S *	6/1995	Shishido	.....	D21/713
5,427,378 A *	6/1995	Murphy	.....	A63B 37/0003 473/353
D377,065 S *	12/1996	Soofi	.....	D21/713
D718,821 S *	12/2014	Beyrich	.....	D21/478
D729,890 S *	5/2015	Smith	.....	D21/713
D761,366 S *	7/2016	Smith	.....	D21/707
D816,786 S *	5/2018	Loffelmann	.....	D21/713
D829,836 S *	10/2018	Loffelmann	.....	D21/713
D860,344 S *	9/2019	Brewer, III	.....	D21/708
10,532,251 B1 *	1/2020	Madson	.....	A63B 1/00
D886,218 S *	6/2020	Fox	.....	D21/708

D886,924 S *	6/2020	Fox	.....	D21/708
D886,925 S *	6/2020	Fox	.....	D21/708
D888,171 S *	6/2020	Fox	.....	D21/708
D892,242 S *	8/2020	Hasell	.....	D21/713
2005/0054463 A1 *	3/2005	Ninomiya	.....	A63B 37/0038 473/371
2005/0192120 A1 *	9/2005	Morley	.....	A63B 43/008 473/351
2007/0167258 A1 *	7/2007	Sato	.....	A63B 37/0019 473/378

(Continued)

**FOREIGN PATENT DOCUMENTS**

AT	3528/1995-0001	*	3/1996
CN	301999451	*	7/2012

(Continued)

*Primary Examiner* — Catherine A Tuttle

(74) *Attorney, Agent, or Firm* — Klarquist Sparkman,  
LLP

(57) **CLAIM**

We claim the ornamental design for a golf ball, as shown and described.

**DESCRIPTION**

FIG. 1 is a front elevation view of a golf ball showing the new design.

FIG. 2 is a rear elevation view thereof.

FIG. 3 is a right side elevation view thereof.

FIG. 4 is a left side elevation view thereof.

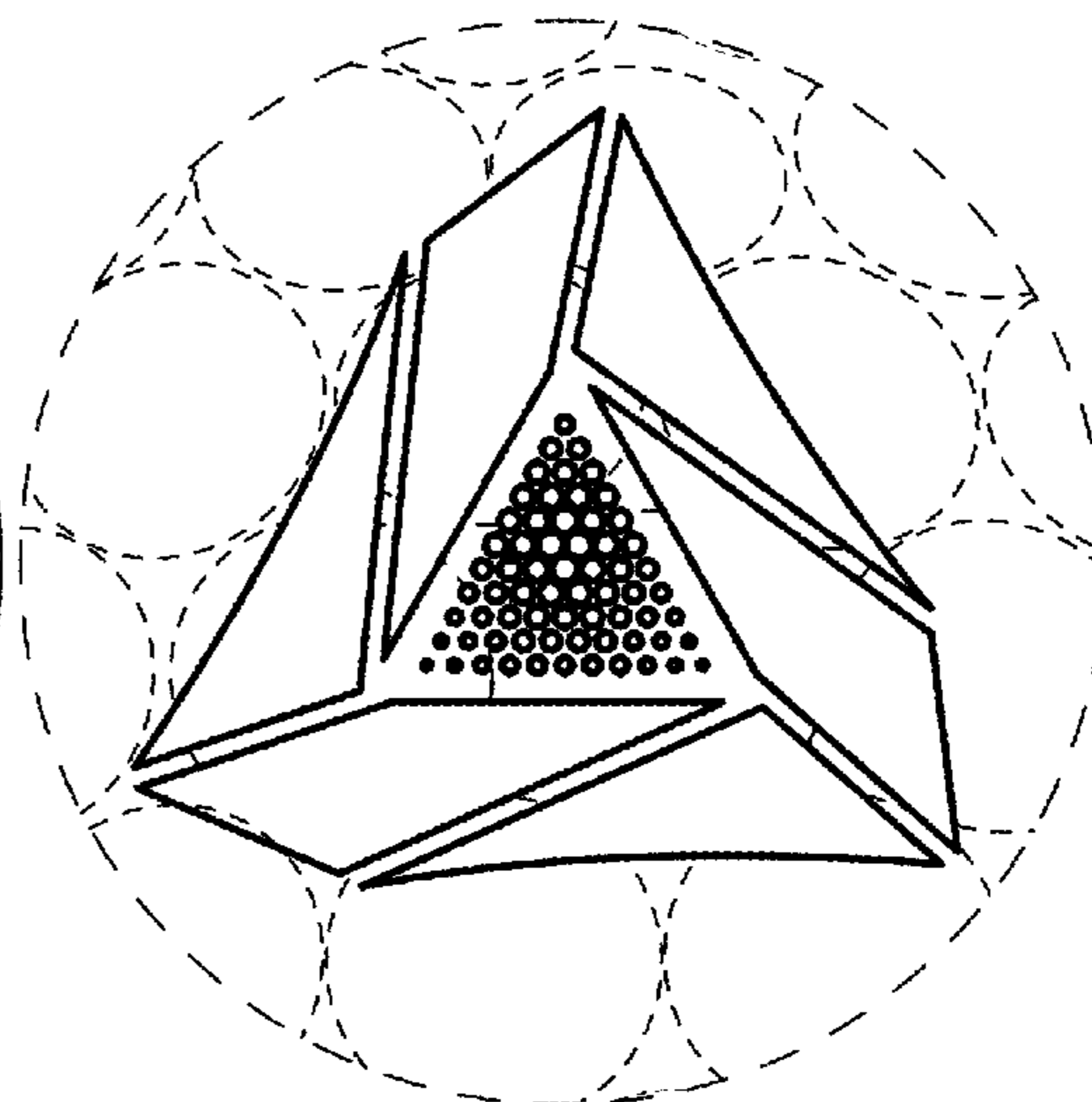
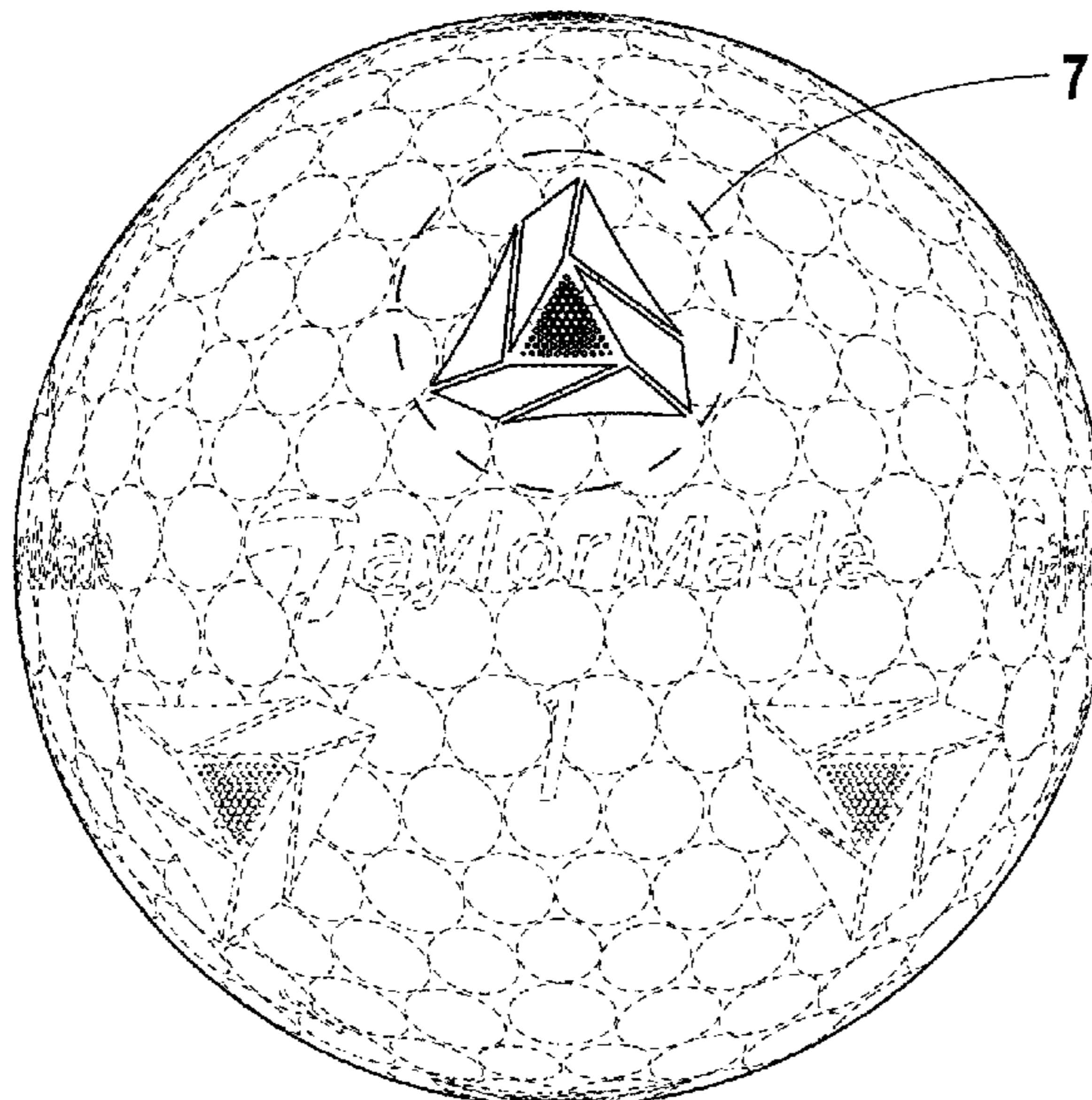
FIG. 5 is a top plan view thereof.

FIG. 6 is a bottom plan view thereof; and,

FIG. 7 is an enlargement of the area indicated by circle 7 in FIG. 1.

The broken lines depict features of the golf ball that form no part of the claimed design. The broken lines denoting the circumscribed area in FIG. 1 likewise form no part of the claimed design.

**1 Claim, 4 Drawing Sheets**



(56)

**References Cited**

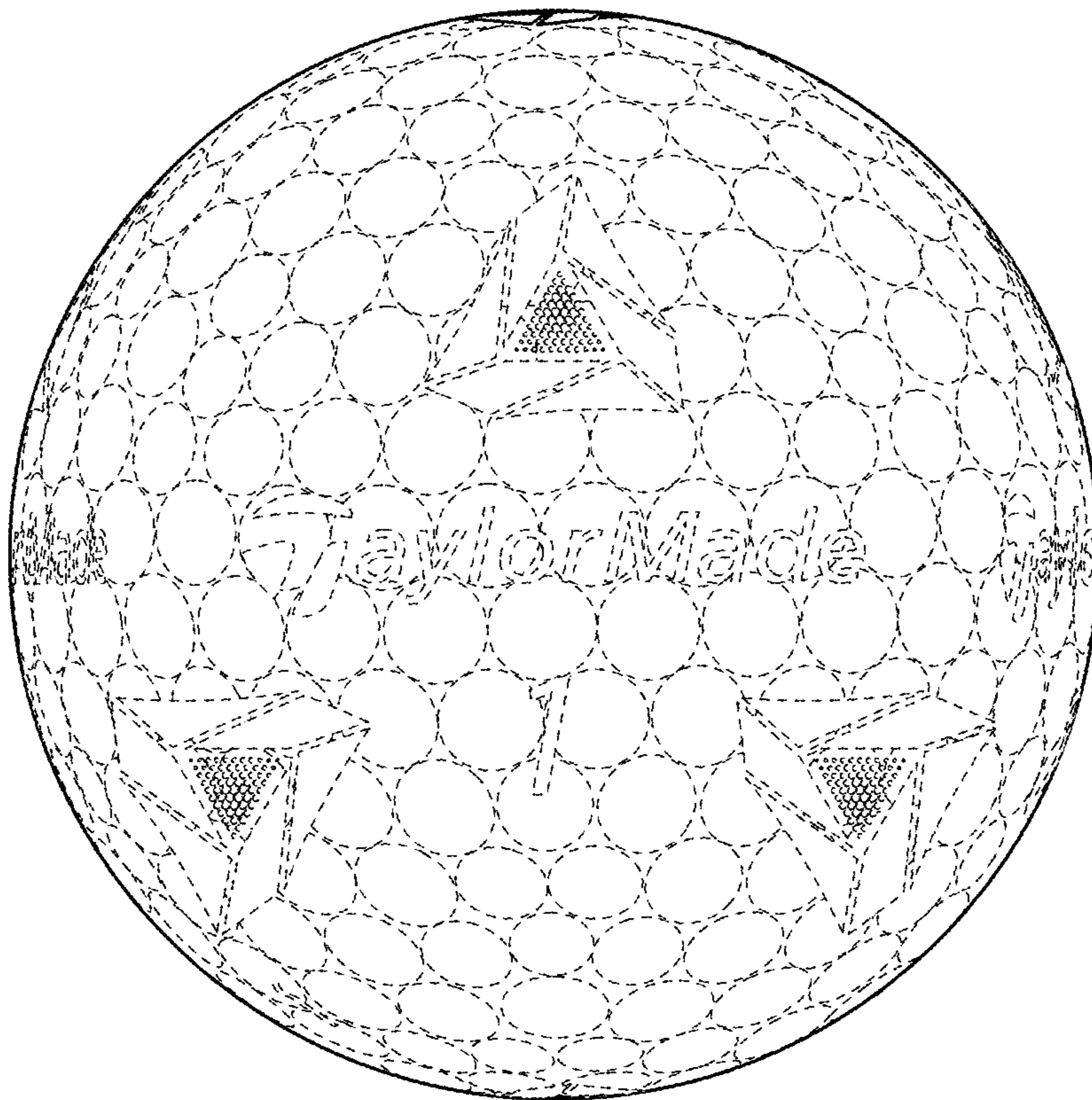
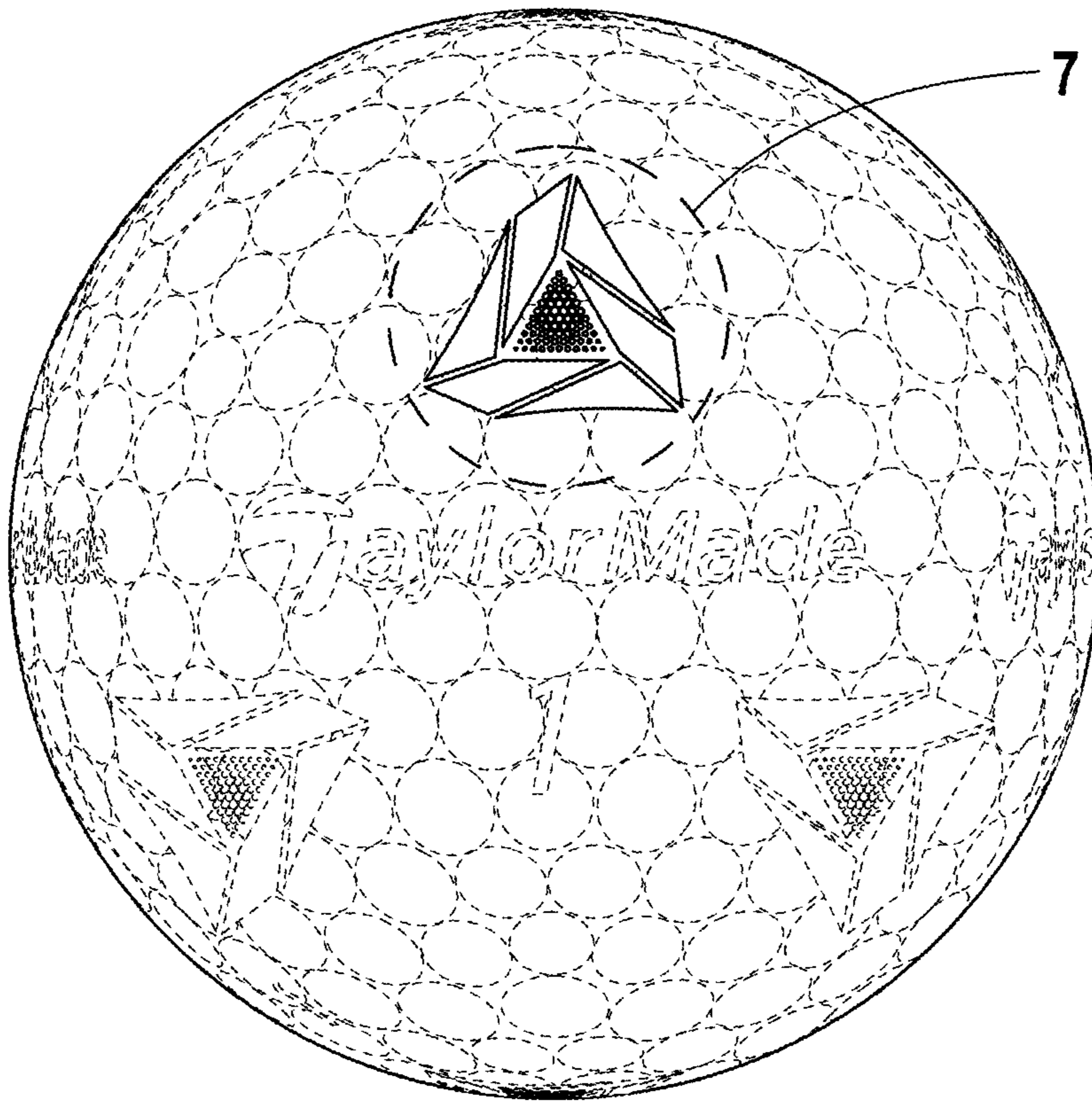
U.S. PATENT DOCUMENTS

2009/0054177 A1\* 2/2009 Simonds ..... A63B 37/002  
473/383  
2010/0240472 A1\* 9/2010 Nardacci ..... A63B 37/14  
473/383  
2021/0031076 A1\* 2/2021 Fox ..... A63B 37/0022

FOREIGN PATENT DOCUMENTS

CN 301999460 \* 7/2012  
CN 302436355 \* 5/2013  
CN 302436375 \* 5/2013  
CN 302704358 \* 1/2014  
CN 303468130 \* 11/2015  
DE M9102433-0003 \* 12/1991  
DE M9600571-0003 \* 8/1996  
DE 402019000328-0001 \* 5/2019  
FR 922825-001 \* 6/1992  
GB 4019905 \* 5/2011  
WO D020695-001 \* 11/1991  
WO D073023-001 \* 2/2010

\* cited by examiner



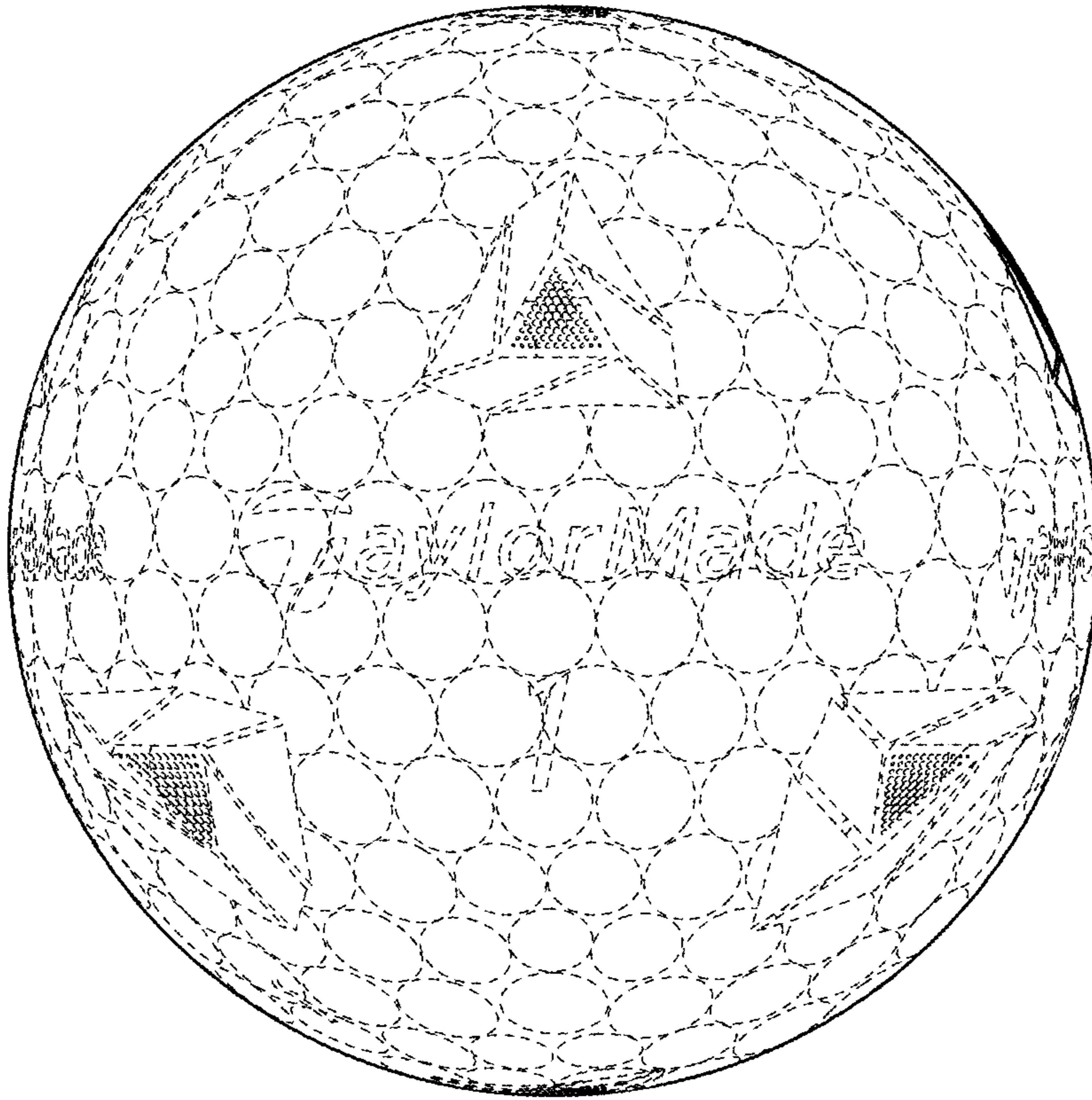


FIG. 3

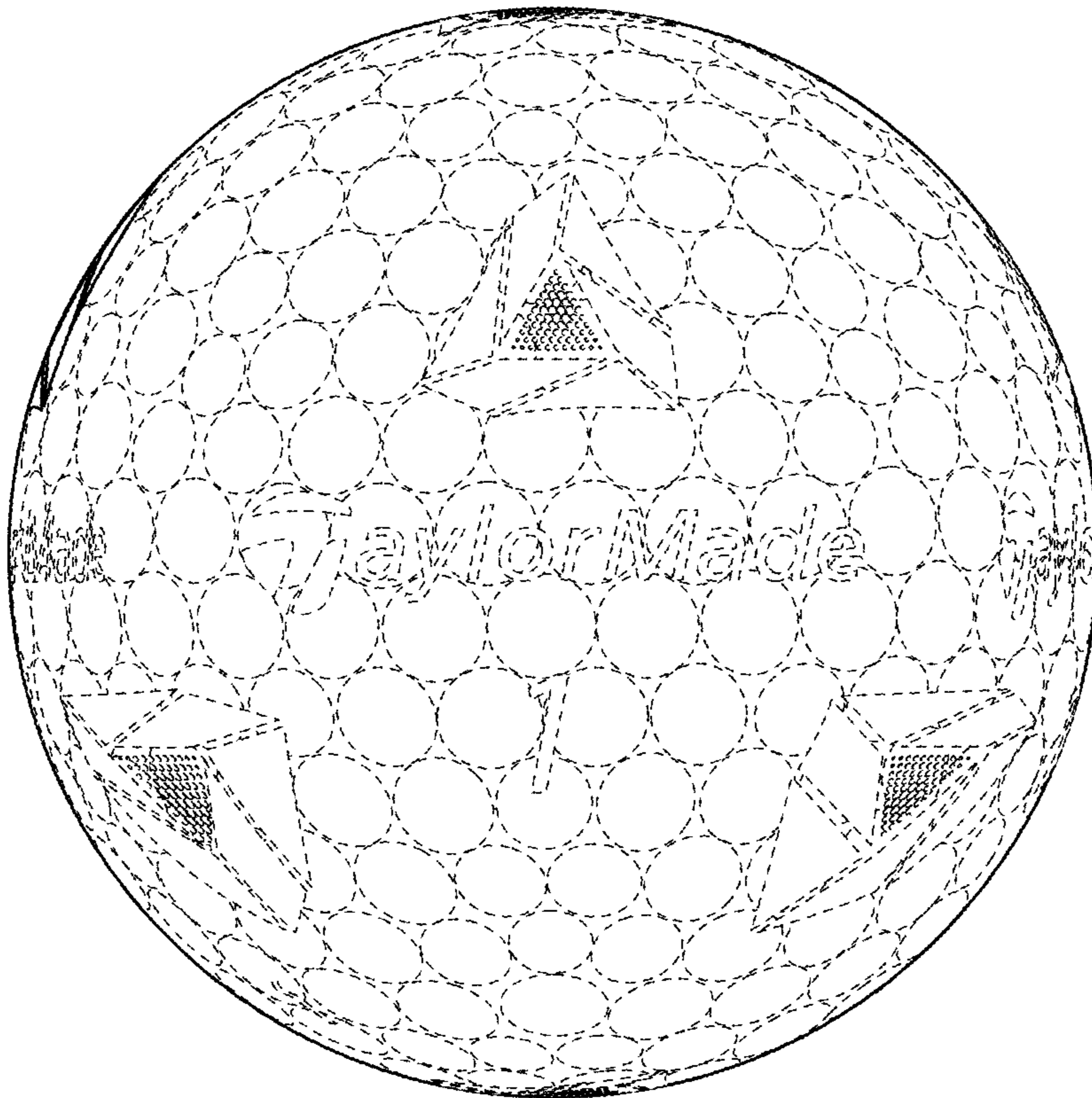


FIG. 4

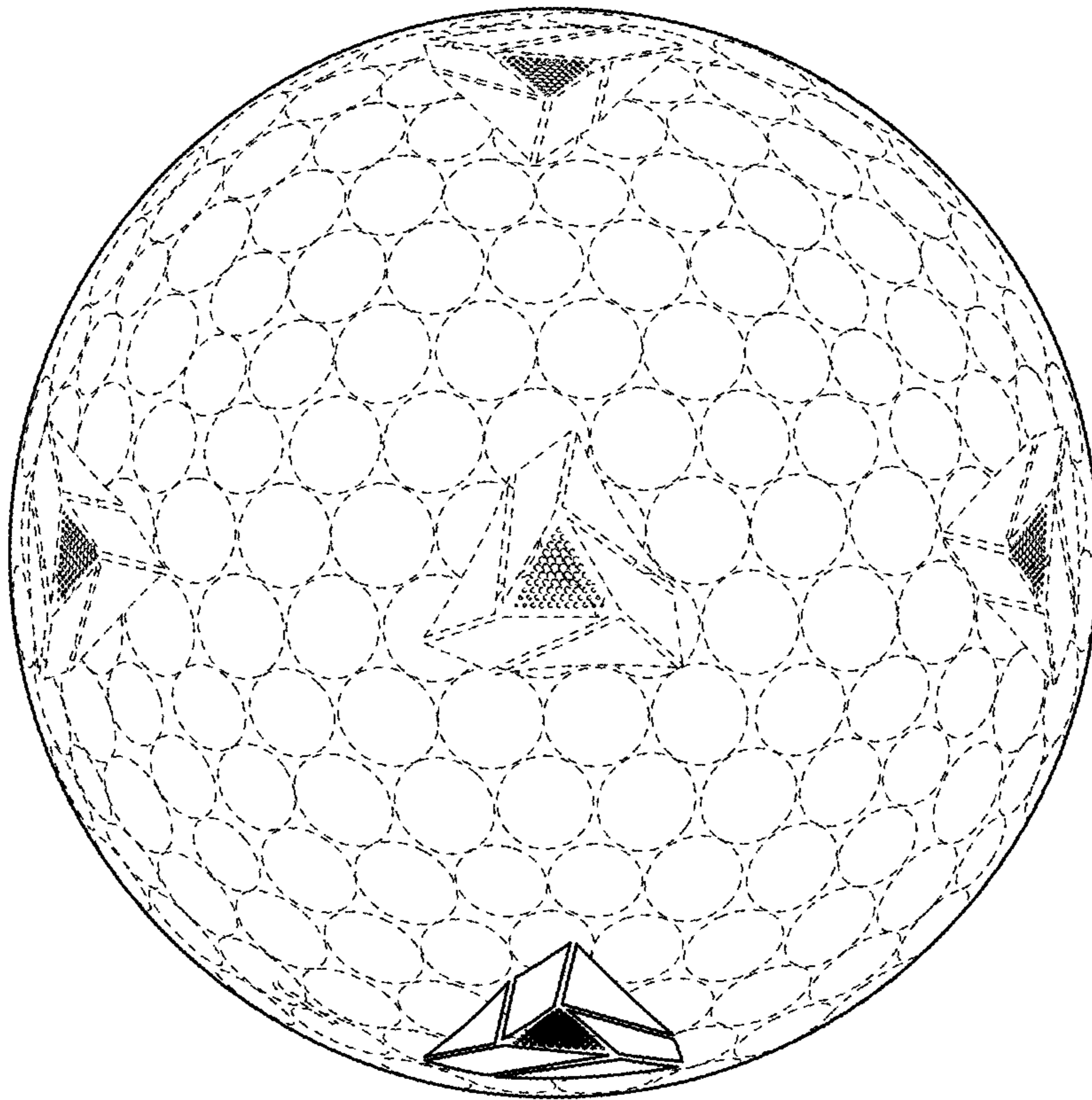


FIG. 5

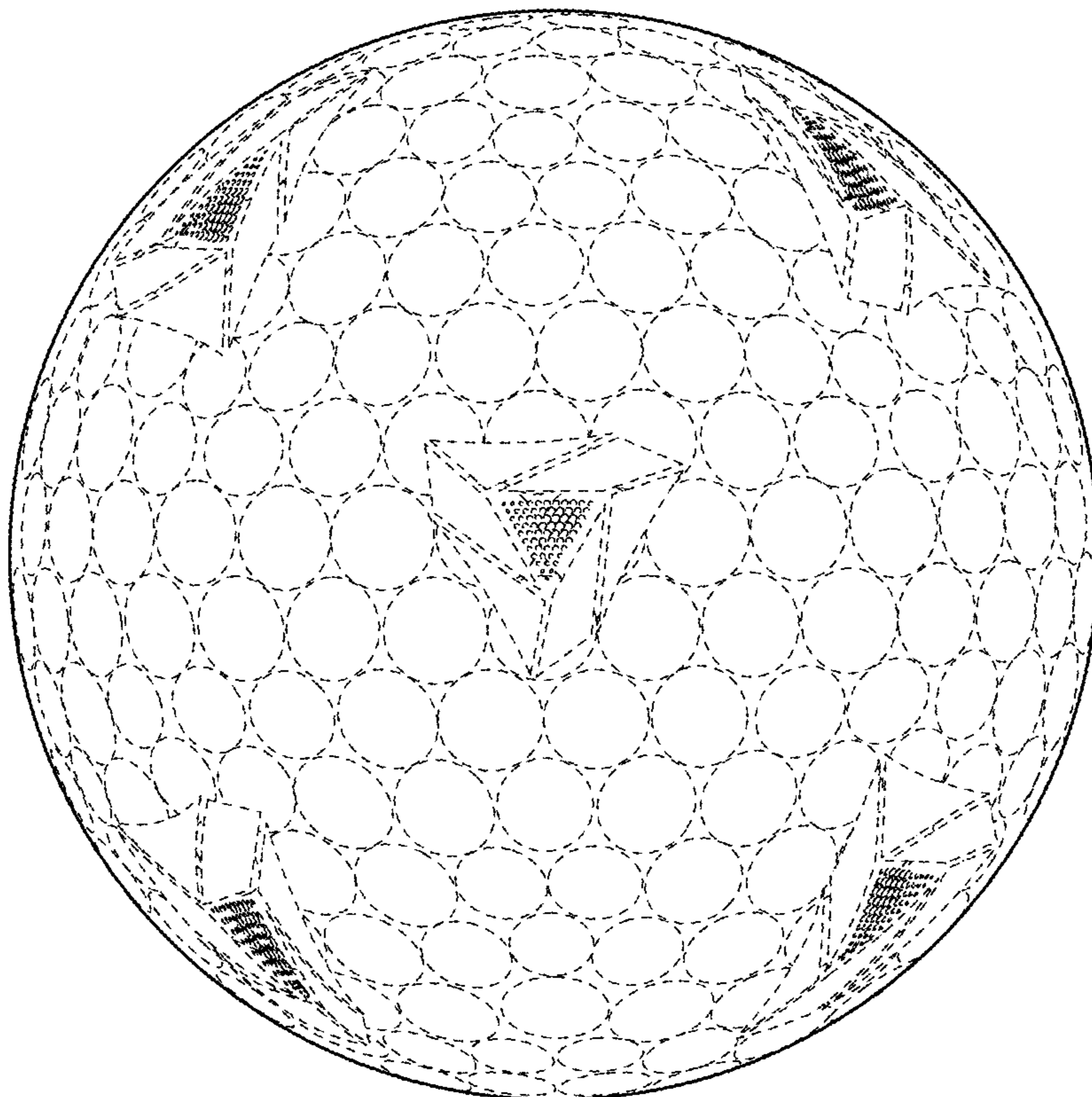


FIG. 6

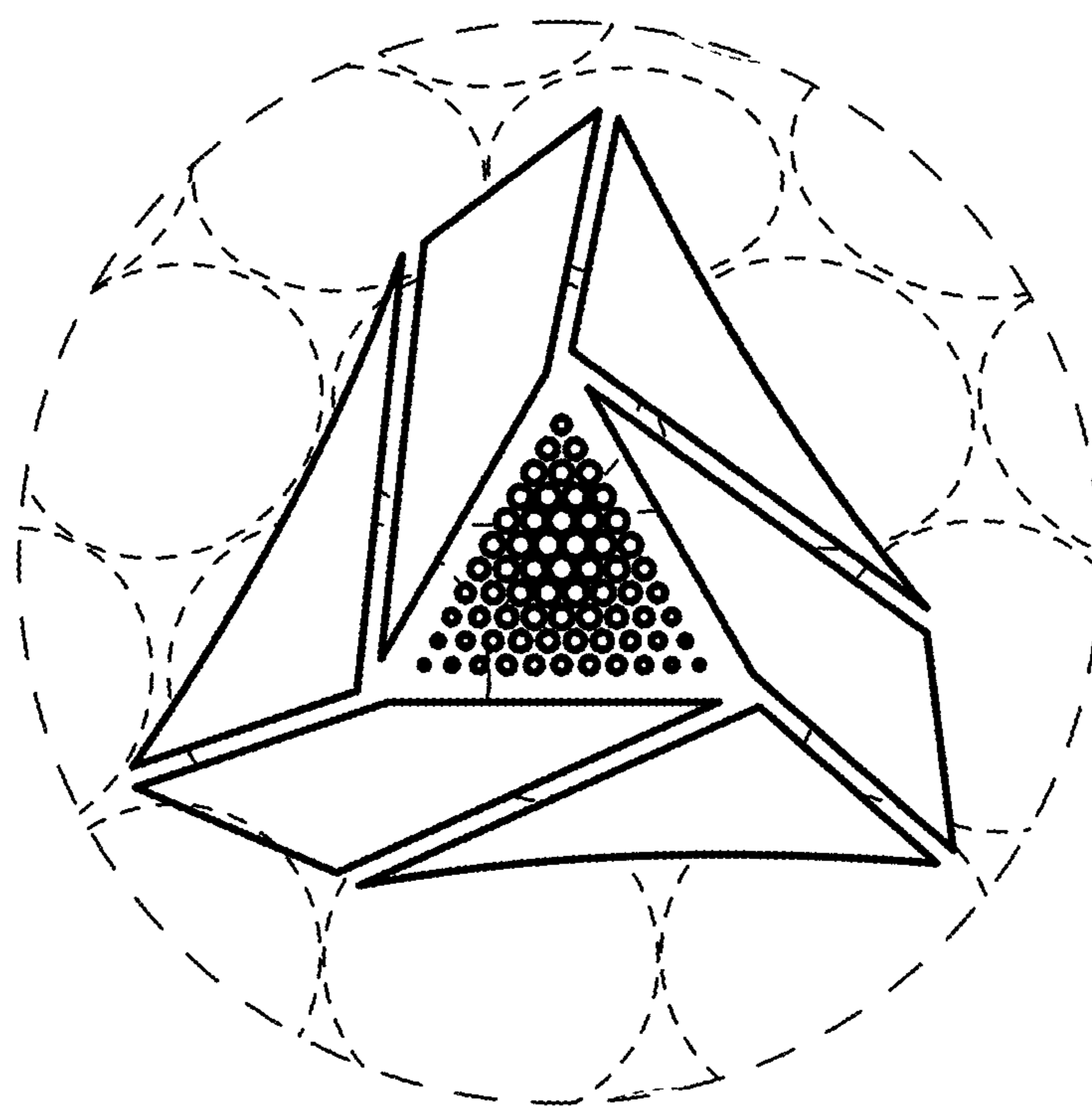


FIG. 7