



US00D949986S

(12) **United States Design Patent**  
**Luo**

(10) **Patent No.:** **US D949,986 S**

(45) **Date of Patent:** **\*\* Apr. 26, 2022**

(54) **DOLL**

(71) Applicant: **Beijing Source Technology Co., Ltd.**,  
Beijing (CN)

(72) Inventor: **Zixiong Luo**, Beijing (CN)

(73) Assignee: **BEIJING SOURCE TECHNOLOGY**  
**CO., LTD.**, Beijing (CN)

(\*\*) Term: **15 Years**

(21) Appl. No.: **29/764,058**

(22) Filed: **Dec. 28, 2020**

(30) **Foreign Application Priority Data**

Jun. 28, 2020 (CN) ..... 202030336009.6

(51) **LOC (13) Cl.** ..... **21-02**

(52) **U.S. Cl.**  
USPC ..... **D21/611**

(58) **Field of Classification Search**  
USPC ..... D21/490, 576, 596, 598-599, 602, 611,  
D21/618-620, 653, 661, 658;  
D6/597-599, 601; D11/57, 134, 137,  
D11/158, 162, 141  
See application file for complete search history.

(56) **References Cited**

**U.S. PATENT DOCUMENTS**

D392,003 S	*	3/1998	Terzian	.....	D21/611
D397,900 S	*	9/1998	Besen	.....	D21/611
D400,664 S	*	11/1998	Rosenstadt	.....	D23/367
D401,799 S	*	12/1998	Rosenstadt	.....	D6/598
D401,800 S	*	12/1998	Rosenstadt	.....	D6/598
D406,717 S	*	3/1999	Rosenstadt	.....	D6/598

D408,671 S	*	4/1999	Bear	.....	D6/598
D411,068 S	*	6/1999	Bear	.....	D6/598
D417,356 S	*	12/1999	Rosenstadt	.....	D21/576
D418,554 S	*	1/2000	E.	.....	D21/613
D420,237 S	*	2/2000	Rosenstadt	.....	5/636
D423,065 S	*	4/2000	Wong	.....	D21/611
D430,767 S	*	9/2000	Rosenstadt	.....	D21/596
D433,862 S	*	11/2000	Rosenstadt	.....	D21/604
D433,863 S	*	11/2000	Rosenstadt	.....	D21/616
D434,261 S	*	11/2000	Rosenstadt	.....	D21/611
D565,127 S	*	3/2008	Walwyn-Jones	.....	D21/613
D647,670 S	*	10/2011	Byrne	.....	D30/160
D648,906 S	*	11/2011	Byrne	.....	D30/160
D882,885 S	*	4/2020	Seadler	.....	D30/160
D891,009 S	*	7/2020	Seadler	.....	D30/160

\* cited by examiner

*Primary Examiner* — Michael C Stout

*Assistant Examiner* — Melvin L Davis

(74) *Attorney, Agent, or Firm* — Dragon Sun Law Firm,  
PC; Jinggao Li, Esq.



(57) **CLAIM**

The ornamental design for a doll, as shown and described.

**DESCRIPTION**

FIG. 1 is a front, left perspective view of a doll showing my new design;  
FIG. 2 is a front elevation view thereof;  
FIG. 3 is a back elevation view thereof;  
FIG. 4 is a left side view thereof;  
FIG. 5 is a right side view thereof;  
FIG. 6 is a top plan view thereof; and,  
FIG. 7 is a bottom plan view thereof.  
The broken lines in the figures depict portions of the doll and form no part of the claimed design.

**1 Claim, 7 Drawing Sheets**






FIG. 1




FIG. 2

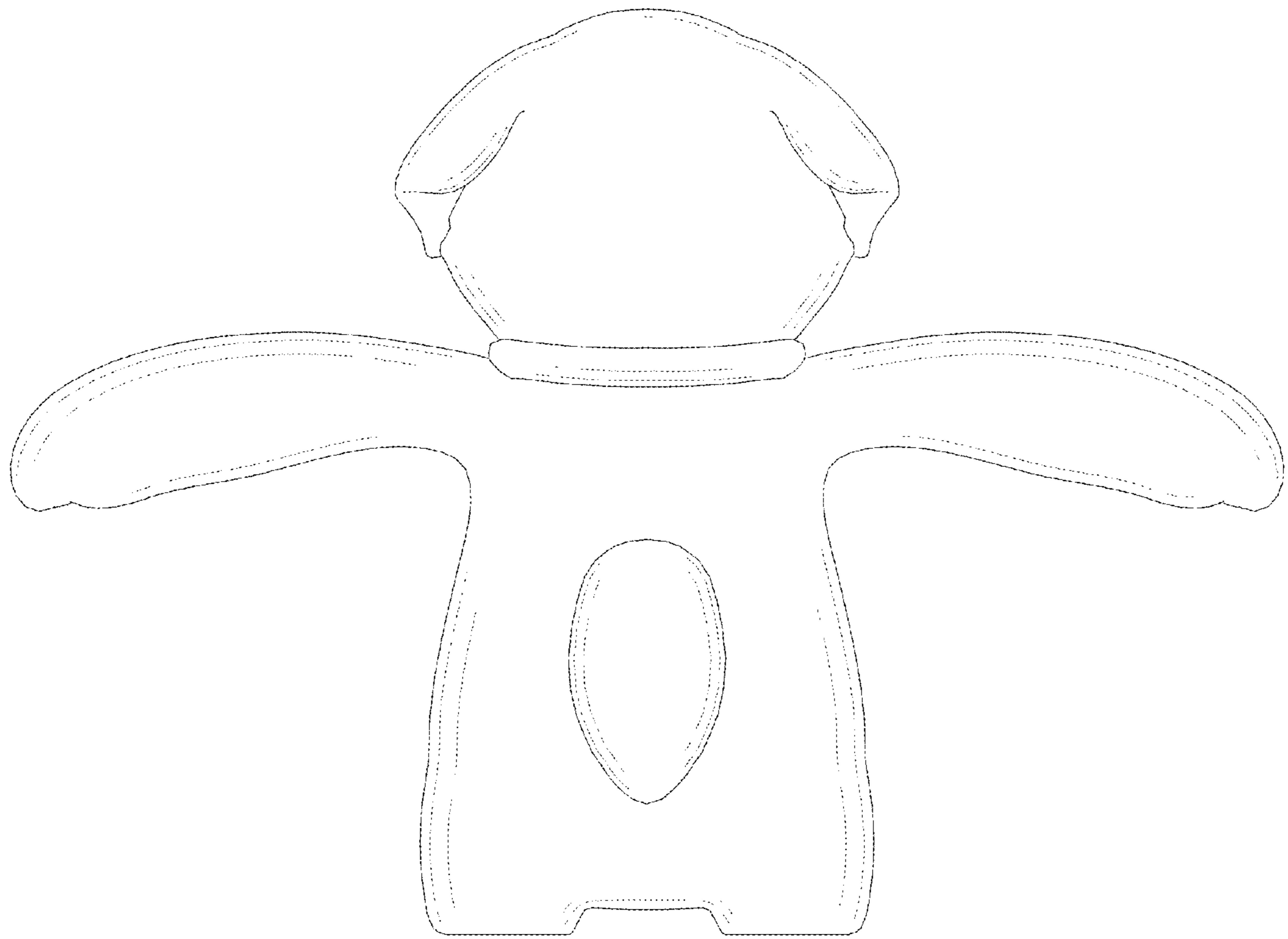


FIG. 3



FIG. 4




FIG. 5

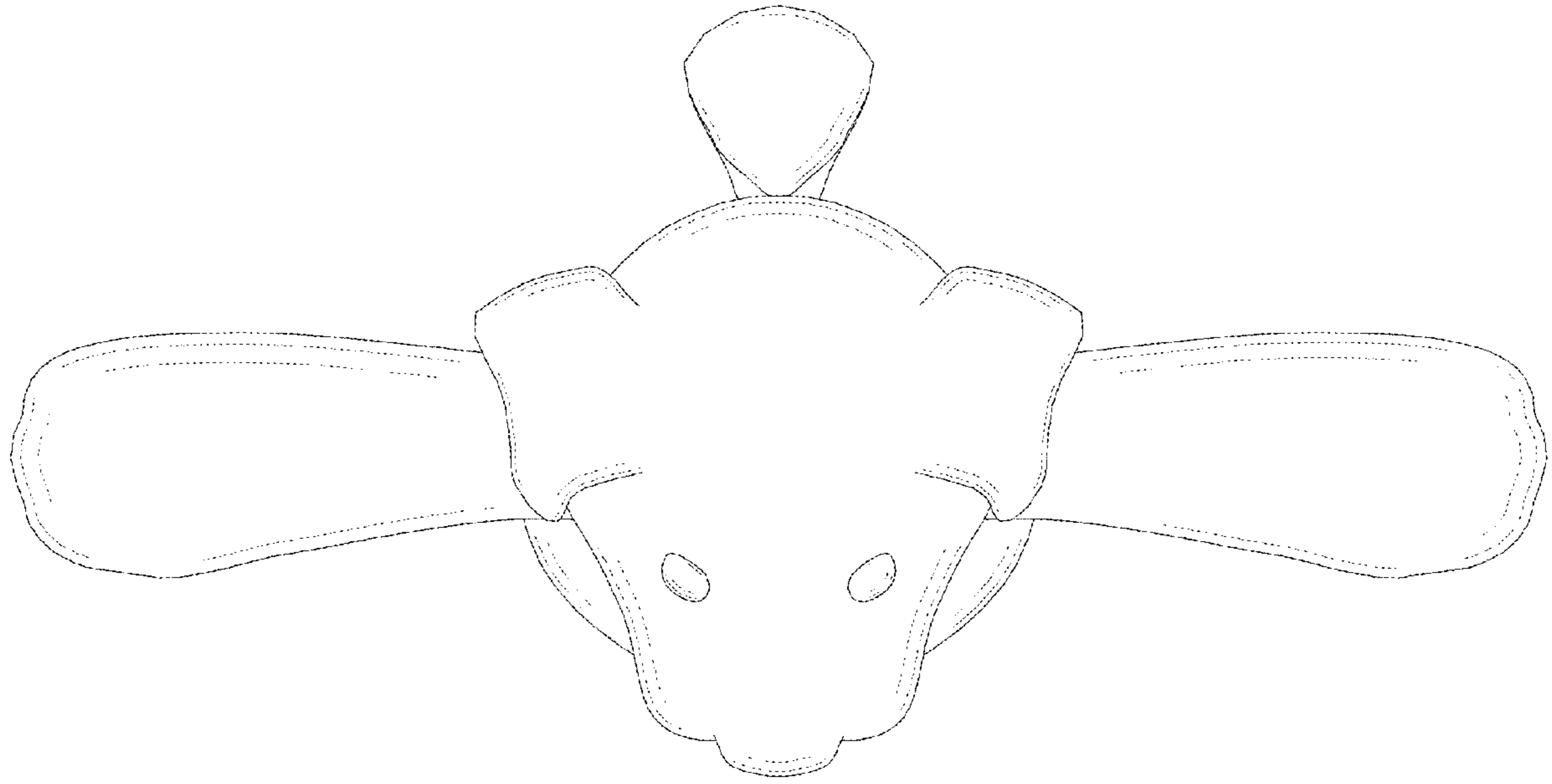


FIG. 6



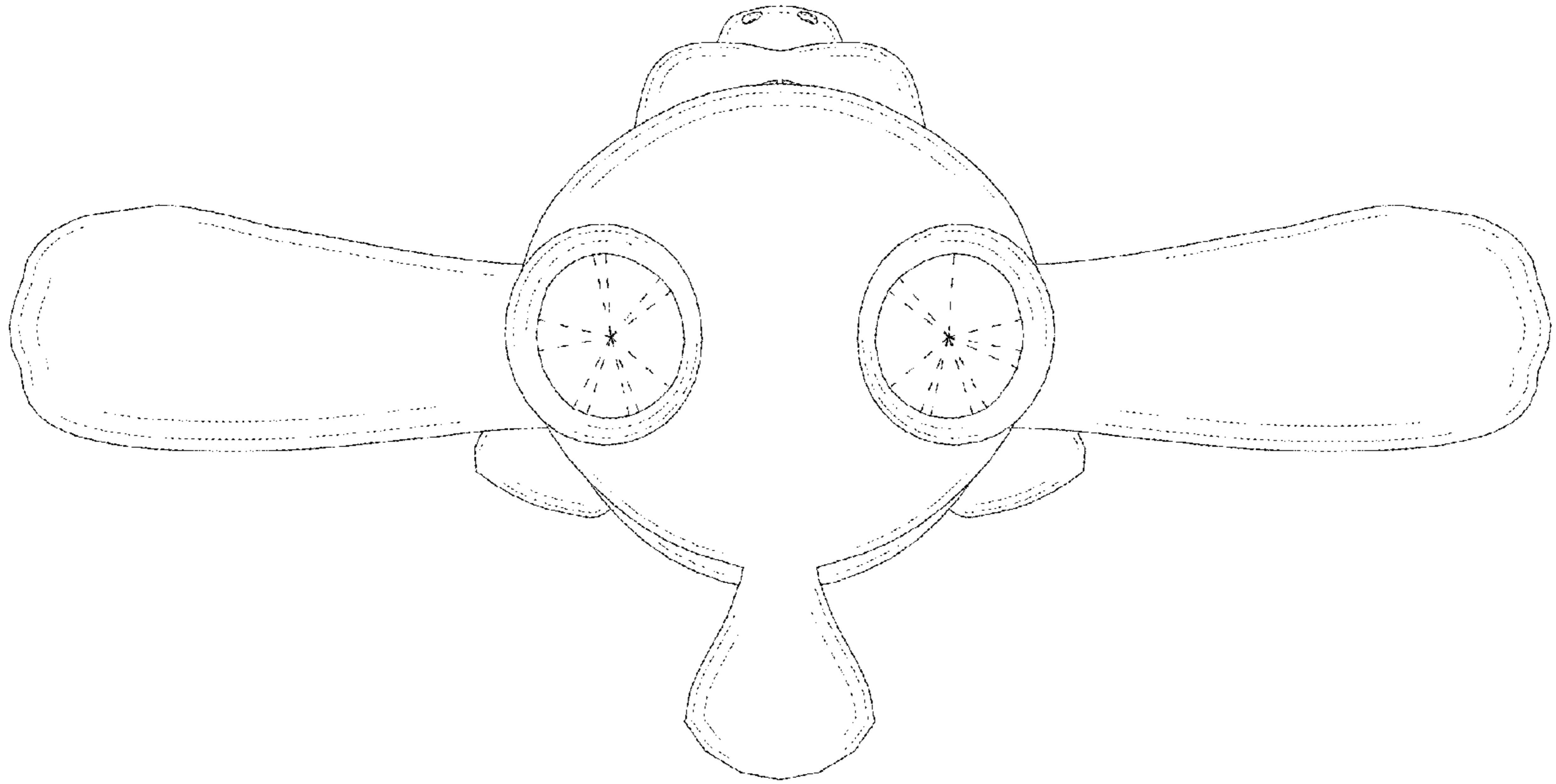


FIG. 7