



US00D949967S

(12) **United States Design Patent**  
**Iliev et al.**

(10) **Patent No.:** **US D949,967 S**

(45) **Date of Patent:** **\*\* Apr. 26, 2022**

(54) **TACTILE PAYMENT CARD**

(71) Applicant: **Mastercard International Incorporated**, Purchase, NY (US)

(72) Inventors: **Issidor L Iliev**, White Plains, NY (US);  
**Paul Bousquet**, Mamaroneck, NY (US)

(73) Assignee: **MASTERCARD INTERNATIONAL INCORPORATED**, Purchase, NY (US)

(\*\*) Term: **15 Years**

(21) Appl. No.: **29/709,991**

(22) Filed: **Oct. 18, 2019**

**Related U.S. Application Data**

(63) Continuation-in-part of application No. 29/696,912, filed on Jul. 2, 2019, now Pat. No. Des. 926,252.

(51) **LOC (13) Cl.** ..... **19-08**

(52) **U.S. Cl.**  
USPC ..... **D19/9**

(58) **Field of Classification Search**  
USPC ..... D19/1-12, 20-34, 100;  
40/124.01-124.15, 672, 661, 726, 776,  
40/617; 283/72, 74-75, 103, 105-117,  
283/82, 70, 94, 81, 907; 206/449;  
D21/385; D20/10, 22, 27, 40, 42, 11;  
(Continued)

(56) **References Cited**

**U.S. PATENT DOCUMENTS**

D274,099 S 6/1984 Belser  
D615,585 S 5/2010 Skinner  
(Continued)

**OTHER PUBLICATIONS**

“New NatWest Debit Cards Now Accessible for All Customers.”  
NatWest Group, [www.rbs.com/rbs/news/2019/05/new-natwest-debit-cards-now-accessible-for-all-customers-.html](http://www.rbs.com/rbs/news/2019/05/new-natwest-debit-cards-now-accessible-for-all-customers-.html). May 30, 2019.

*Primary Examiner* — Abraham Bahta

(74) *Attorney, Agent, or Firm* — Leason Ellis LLP

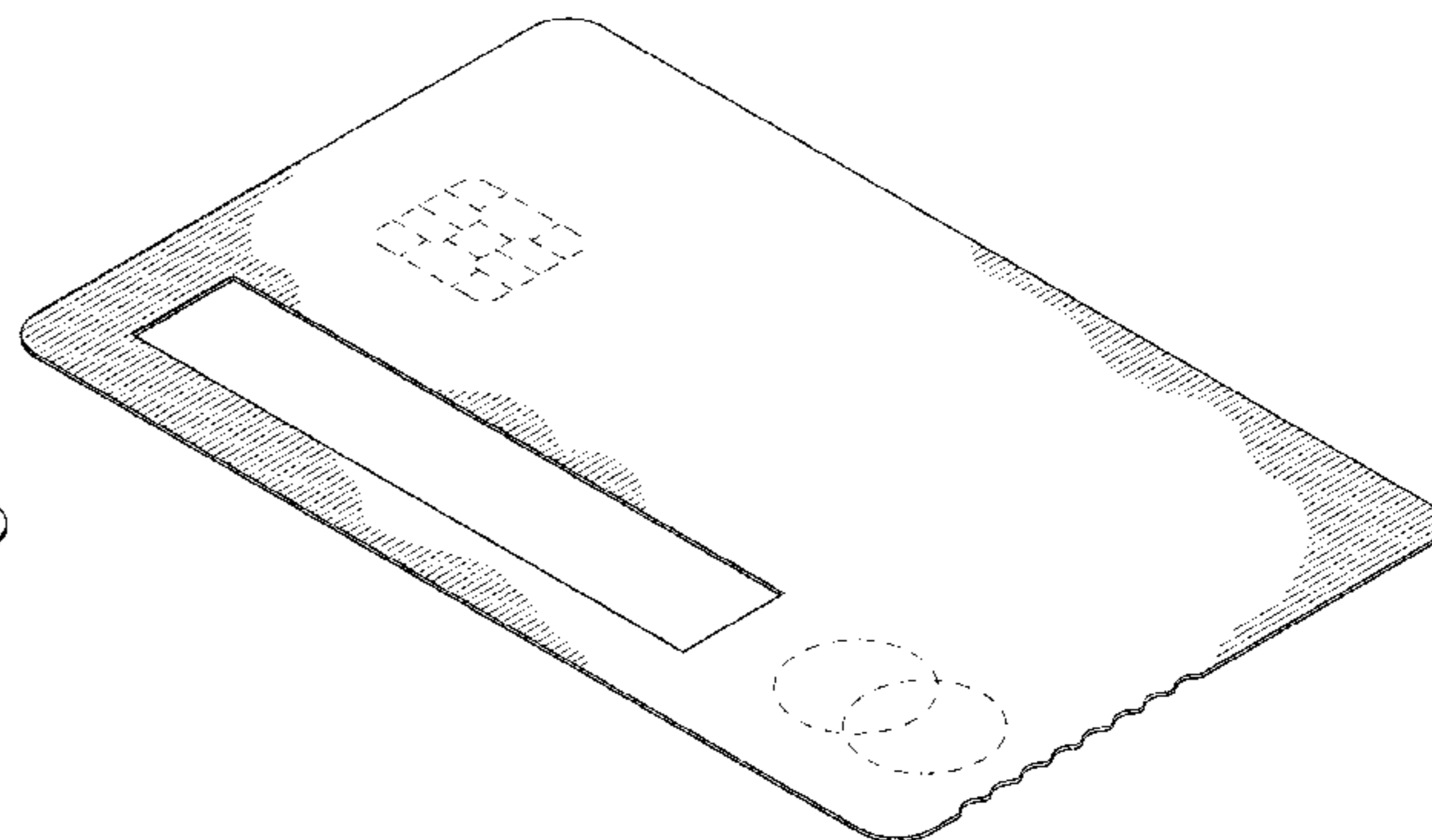

(57) **CLAIM**

The ornamental design for a tactile payment card, as shown and described.

**DESCRIPTION**

FIG. 1 is a perspective view of a tactile payment card showing my new design according to a first embodiment; FIG. 2 is a front plan view thereof; FIG. 3 is a rear plan view thereof; FIG. 4 shows a top elevation view thereof; FIG. 5 shows a bottom elevation view thereof; FIG. 6 is a left elevation thereof; FIG. 7 is a right elevation view thereof; FIG. 8 is a perspective view of the second embodiment of the tactile payment card; FIG. 9 is a front plan view thereof; FIG. 10 is a rear plan view thereof; FIG. 11 shows a top elevation view thereof; FIG. 12 shows a bottom elevation view thereof; FIG. 13 is a left elevation view thereof; FIG. 14 is a right elevation view thereof; FIG. 15 is a perspective view of the third embodiment of the tactile payment card; FIG. 16 is a front plan view thereof; FIG. 17 is a rear plan view thereof; FIG. 18 shows a top elevation view thereof; FIG. 19 shows a bottom elevation view thereof; FIG. 20 is a left elevation view thereof; and, FIG. 21 is a right elevation view thereof. The broken lines shown in the drawings, including in FIGS. 1, 2, 8, 9, 15, and 16 are for illustrative purposes only and form no part of the claimed design.

**1 Claim, 9 Drawing Sheets**



(58) **Field of Classification Search**

USPC ..... D14/435-437; 235/380, 382, 487, 493,  
235/488; D6/613, 583; 360/2; 702/158,  
702/86, 97, 163, 166, 170  
CPC .... B42D 15/00; B42D 15/022; B42D 15/027;  
B42D 15/042; B42D 15/045; B42D  
25/00; B42D 25/20; B42D 25/30; B42D  
25/23; B42D 25/26; B42D 25/29; B42D  
25/285; B42D 2033/00; B42D 2033/02;  
B42D 2033/04; B42D 2033/08; B42D  
2033/10; B42D 2033/18; B42D 2033/20;  
B42D 2033/22; B42D 2033/28; G09F  
3/02; G09F 2003/0201

See application file for complete search history.

(56) **References Cited**

U.S. PATENT DOCUMENTS

|              |         |             |       |
|--------------|---------|-------------|-------|
| D628,627 S   | 12/2010 | Halbur      |       |
| D634,780 S   | 3/2011  | Schumann    |       |
| D765,171 S   | 8/2016  | Tattersall  |       |
| D926,252 S * | 7/2021  | Iliev ..... | D19/9 |

\* cited by examiner

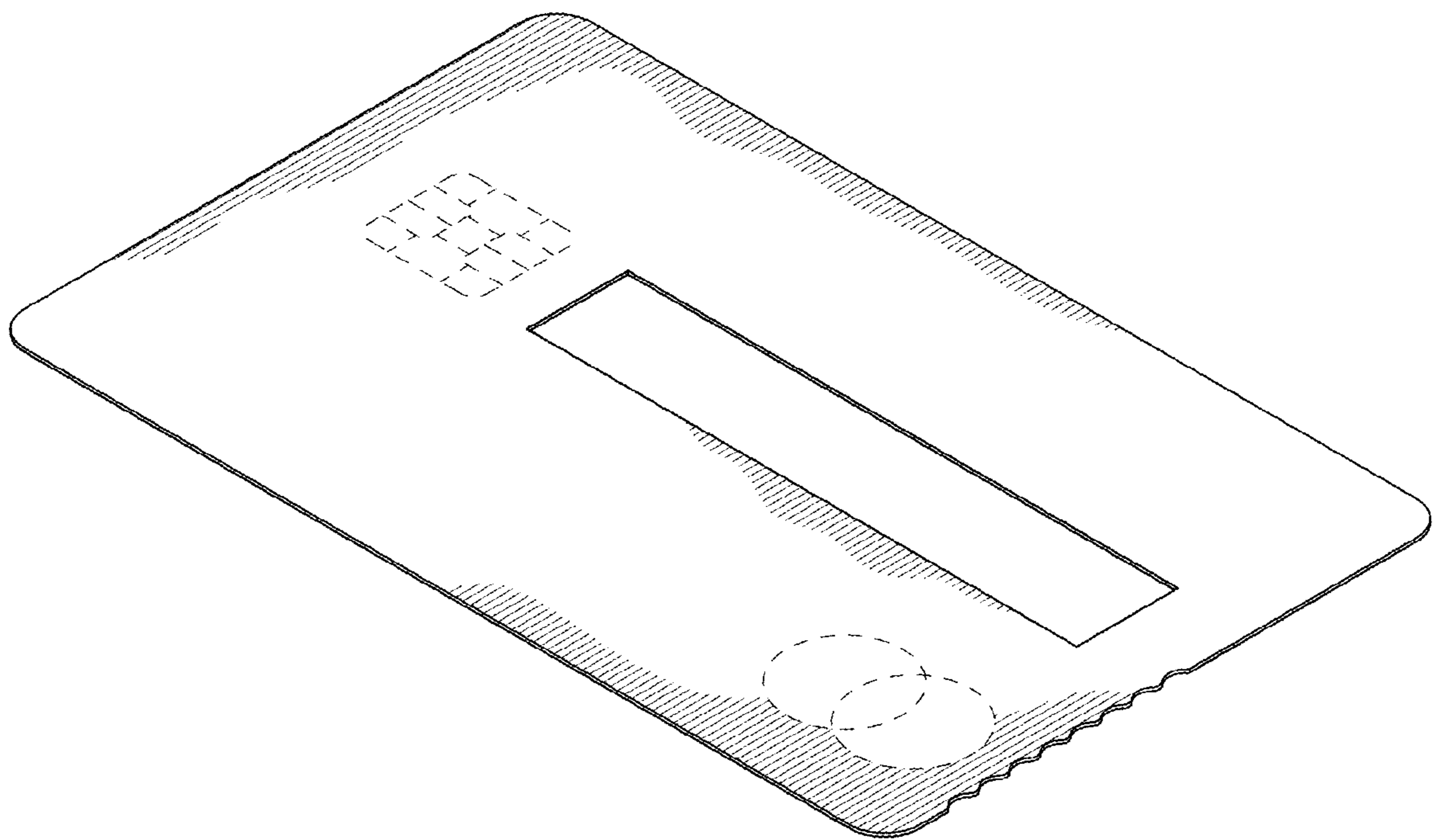


FIG. 1

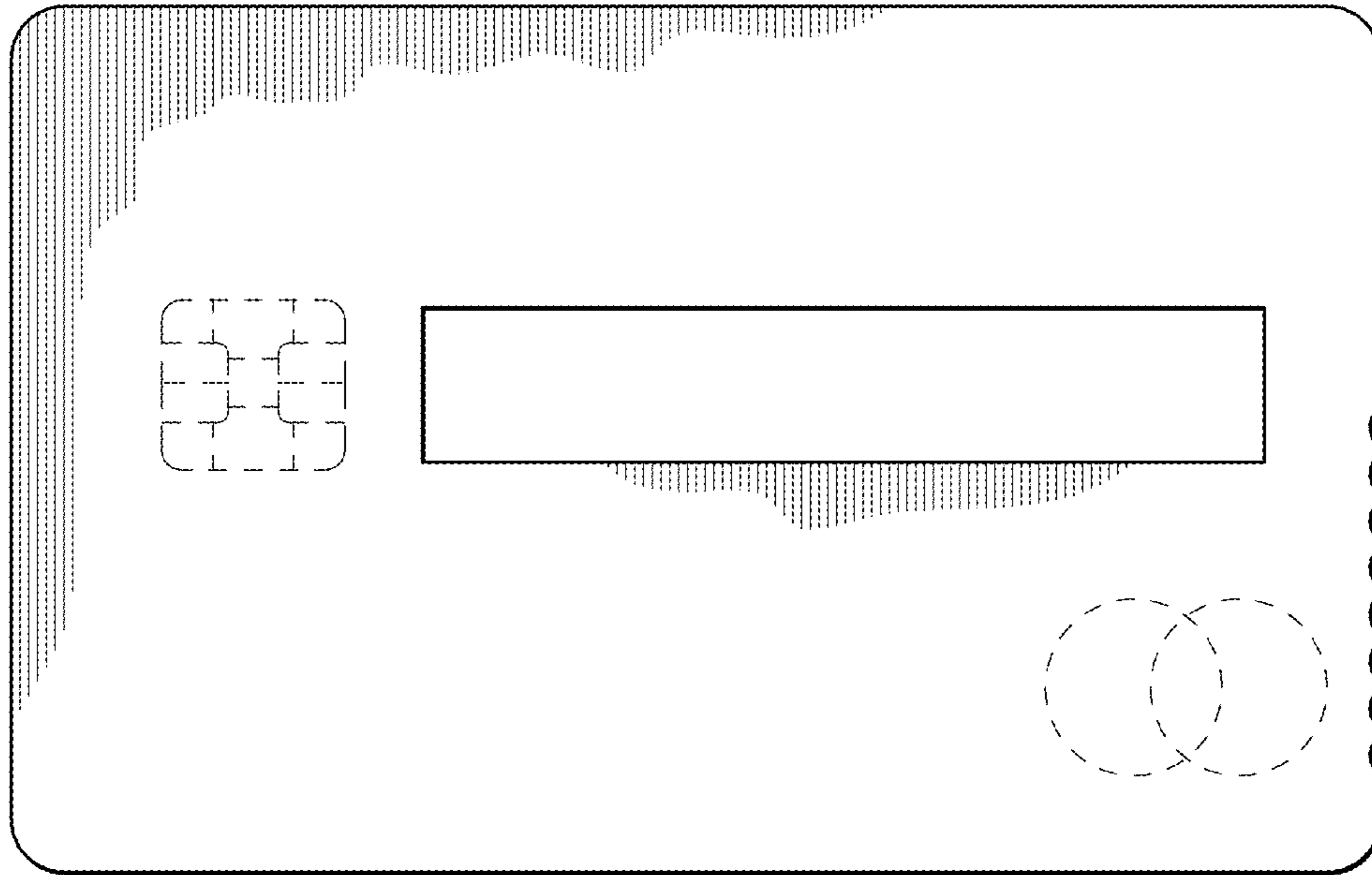


FIG. 2

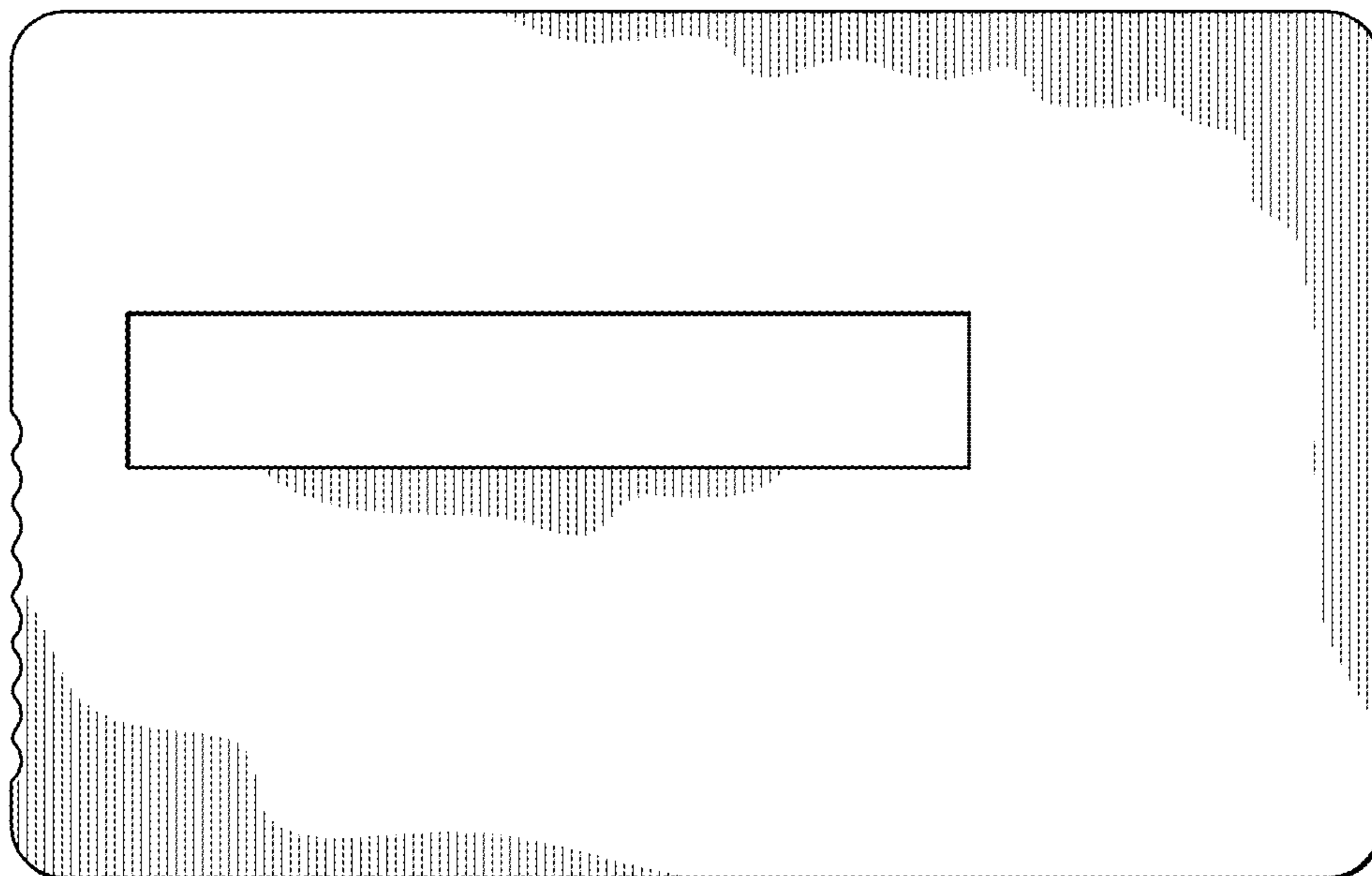


FIG. 3

---

FIG. 4

---

FIG. 5



FIG. 6



FIG. 7

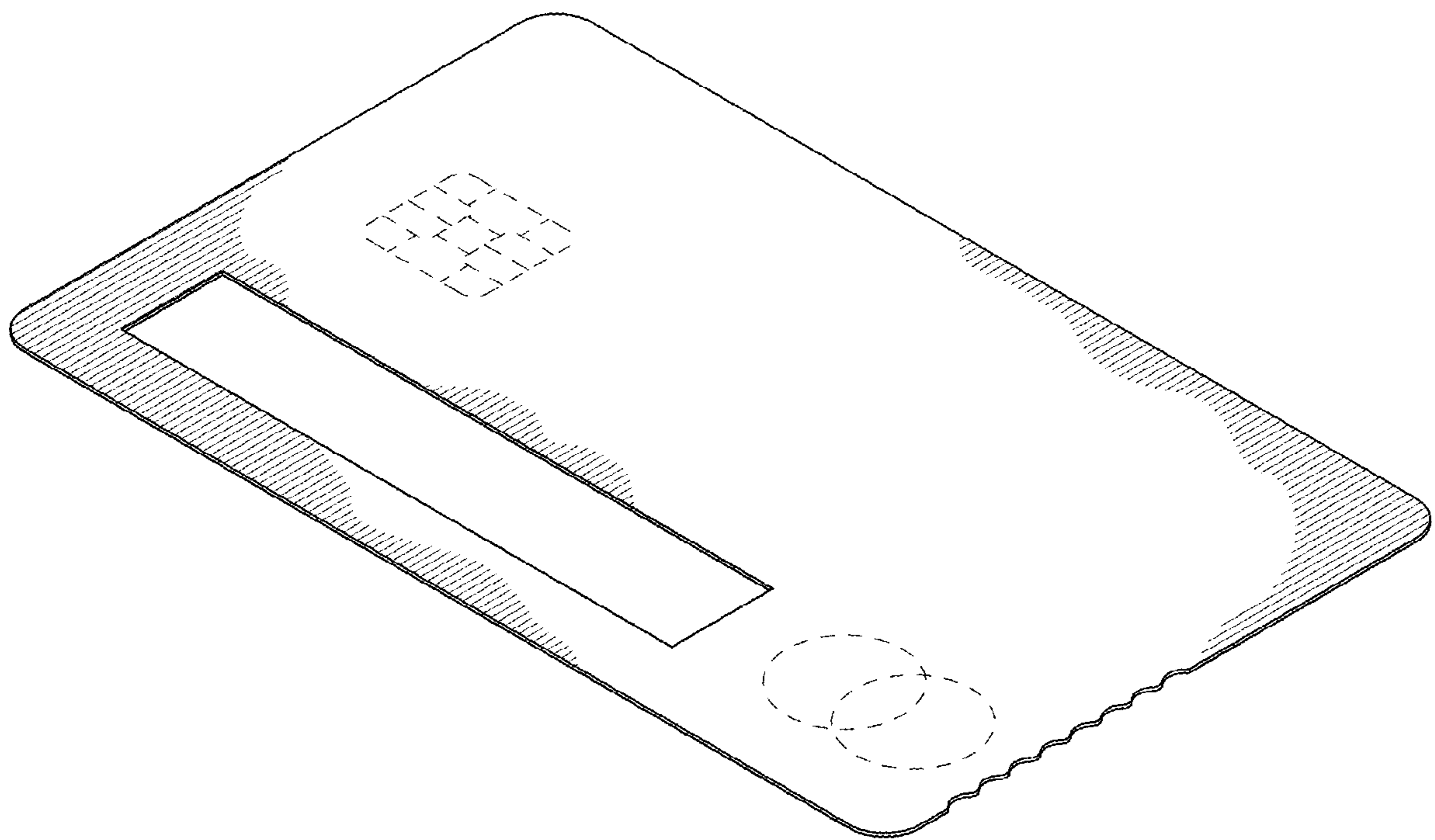


FIG. 8

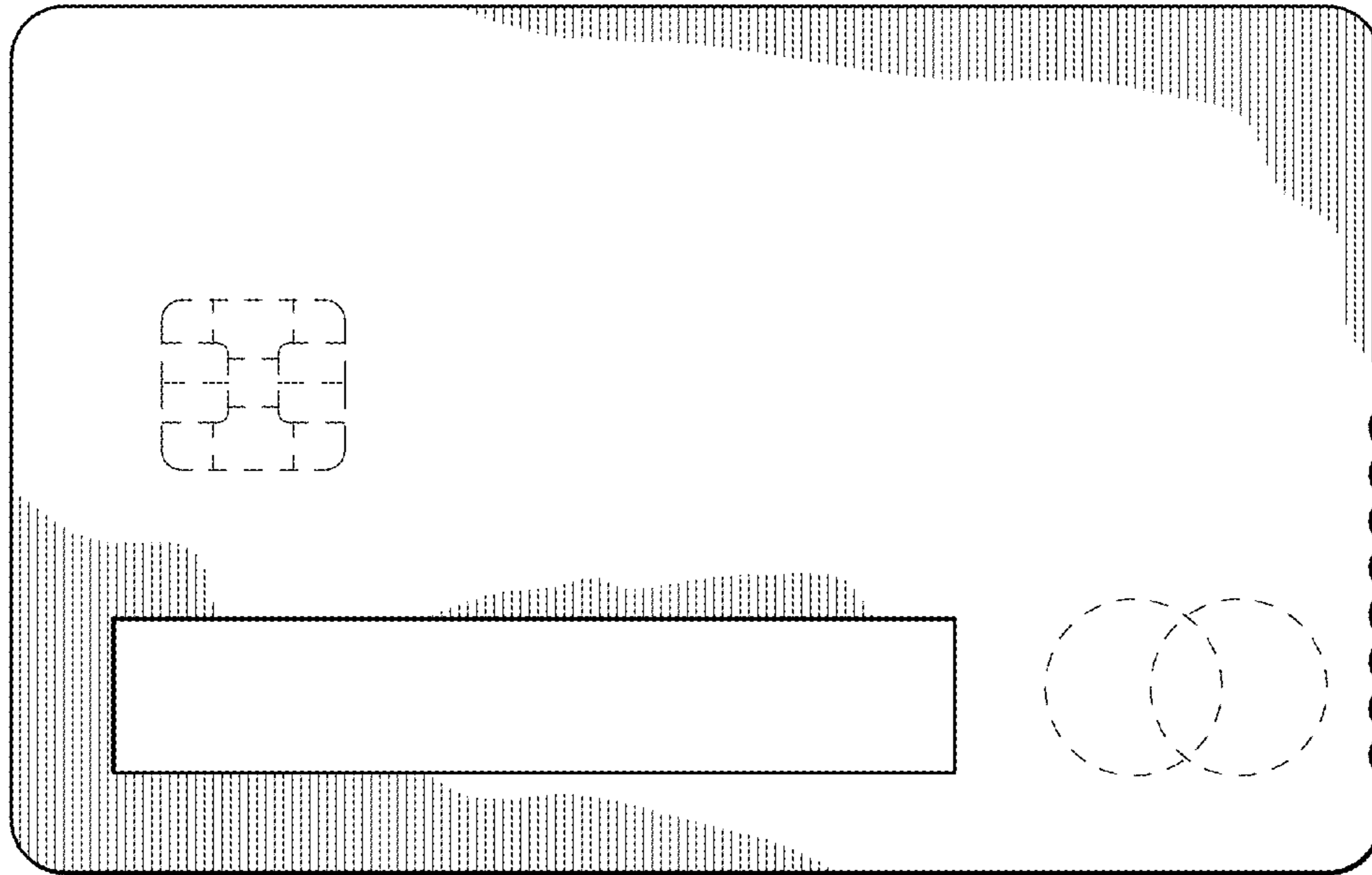


FIG. 9

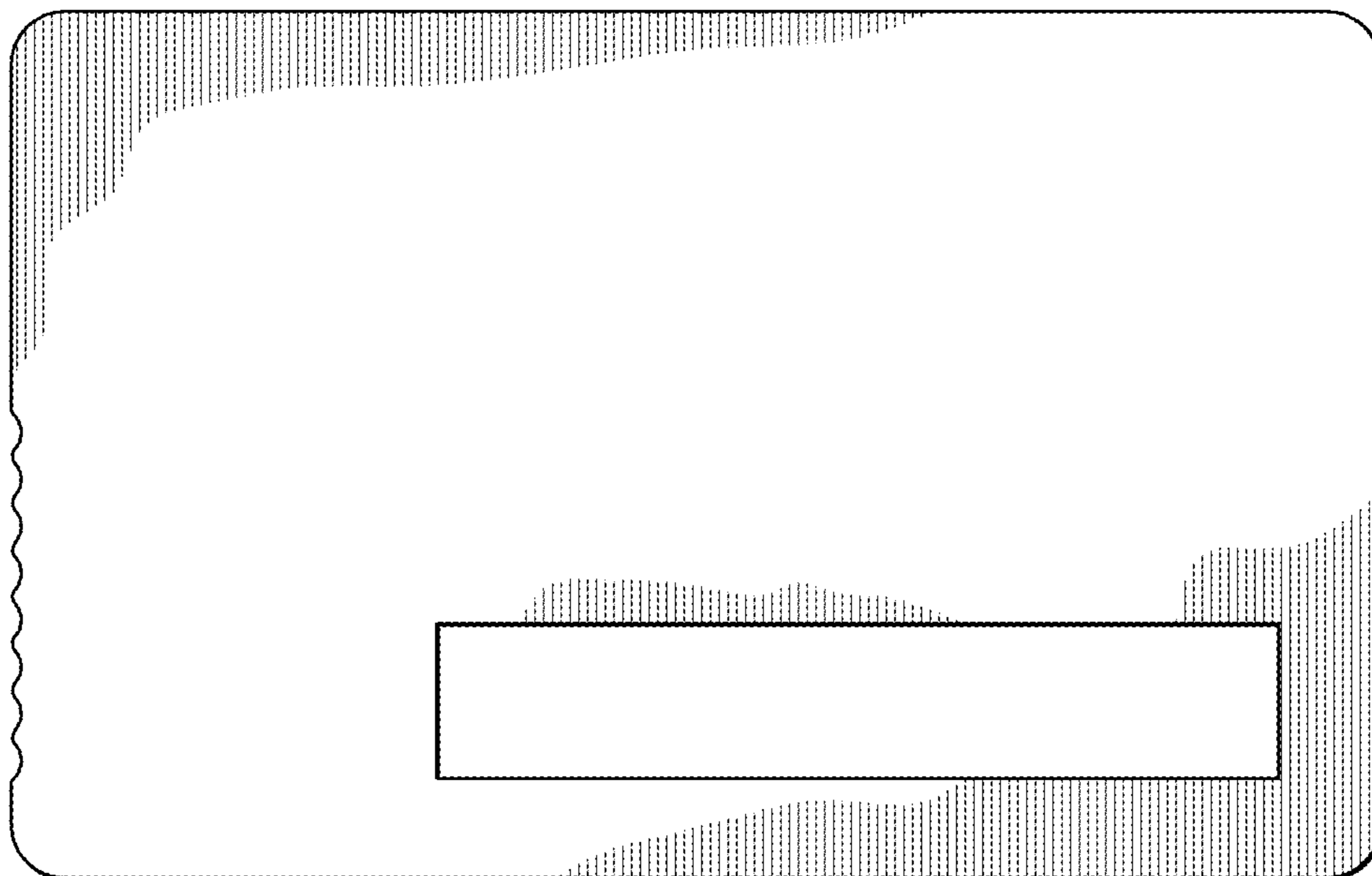


FIG. 10

---

FIG. 11

---

FIG. 12



FIG. 13



FIG. 14



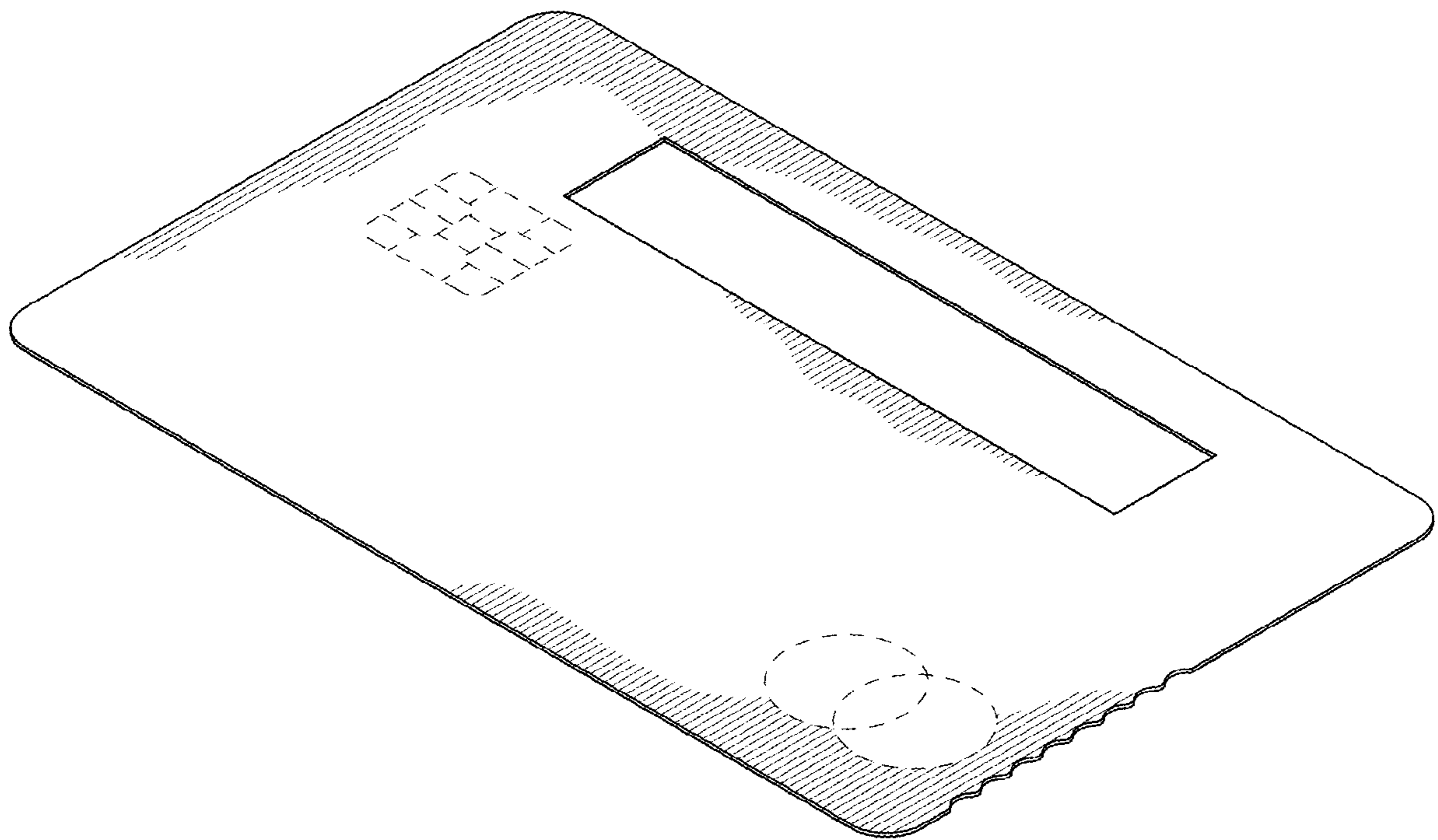


FIG. 15

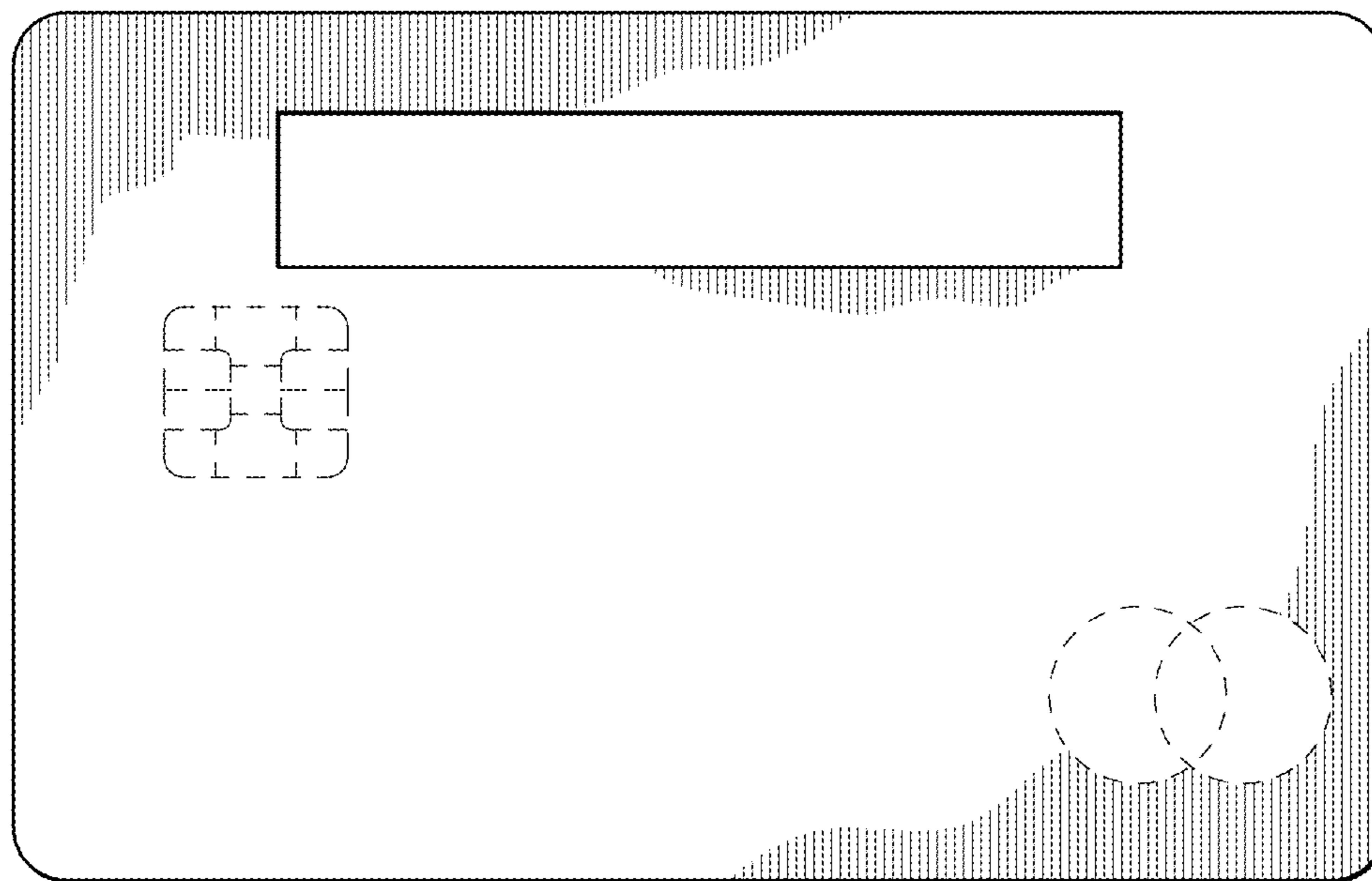


FIG. 16




FIG. 17

---

FIG. 18

---

FIG. 19



FIG. 20



FIG. 21