

US00D949872S

(12) **United States Design Patent** (10) **Patent No.:** **US D949,872 S**
You (45) **Date of Patent:** **** Apr. 26, 2022**

(54) **MONITOR ARM**
(71) Applicant: **Ningbo Ergovida Health Technology Ltd., Ningbo (CN)**
(72) Inventor: **Xiaodong You, Ningbo (CN)**
(73) Assignee: **Ningbo Ergovida Health Technology Ltd., Ningbo (CN)**
(**) Term: **15 Years**

D688,674 S * 8/2013 Lau D14/452
D740,830 S * 10/2015 Chu D14/452
D745,873 S * 12/2015 Xiang D14/452
D751,566 S * 3/2016 Anderson D14/452
D762,652 S * 8/2016 Dorre D14/452
D796,519 S * 9/2017 Hung D14/452
D805,085 S * 12/2017 Xiang D14/452
D807,373 S * 1/2018 Thetard D14/452
D815,105 S * 4/2018 Jung D14/452
D815,643 S * 4/2018 Bowman D14/452
D822,671 S * 7/2018 Chu D14/452

(Continued)

(21) Appl. No.: **29/728,532**
(22) Filed: **Mar. 19, 2020**
(30) **Foreign Application Priority Data**
Dec. 13, 2019 (CN) 201930696247.5
(51) **LOC (13) Cl.** **14-02**
(52) **U.S. Cl.**
USPC **D14/452**; D14/451
(58) **Field of Classification Search**
USPC D14/451-452; D8/380, 373, 352, 354,
D8/363, 349; D12/415; D23/304
CPC F16M 11/2085; F16M 11/2092; F16M
11/2007; F16M 11/2014; F16M 11/2021;
F16M 11/2028; F16M 11/2035; F16M
11/2042; F16M 11/205; F16M 11/2057;
F16M 11/2064; F16M 11/2071; F16M
11/2078; G06F 1/1616
See application file for complete search history.

OTHER PUBLICATIONS

“VIVO Space Saving Single 17 to 32 inch Pneumatic Spring Arm . . .”, first available Nov. 13, 2020, amazon.com, [online], [site visited Oct. 21, 2021], Available from internet URL: <https://www.amazon.com/VIVO-Pneumatic-Aluminum-Monitor-STAND-V100A/dp/B08NFK4NYY> (Year: 2020).*

Primary Examiner — Christian P. McLean
Assistant Examiner — Kourosch Taie-Tehrani
(74) *Attorney, Agent, or Firm* — Knobbe Martens Olson & Bear LLP

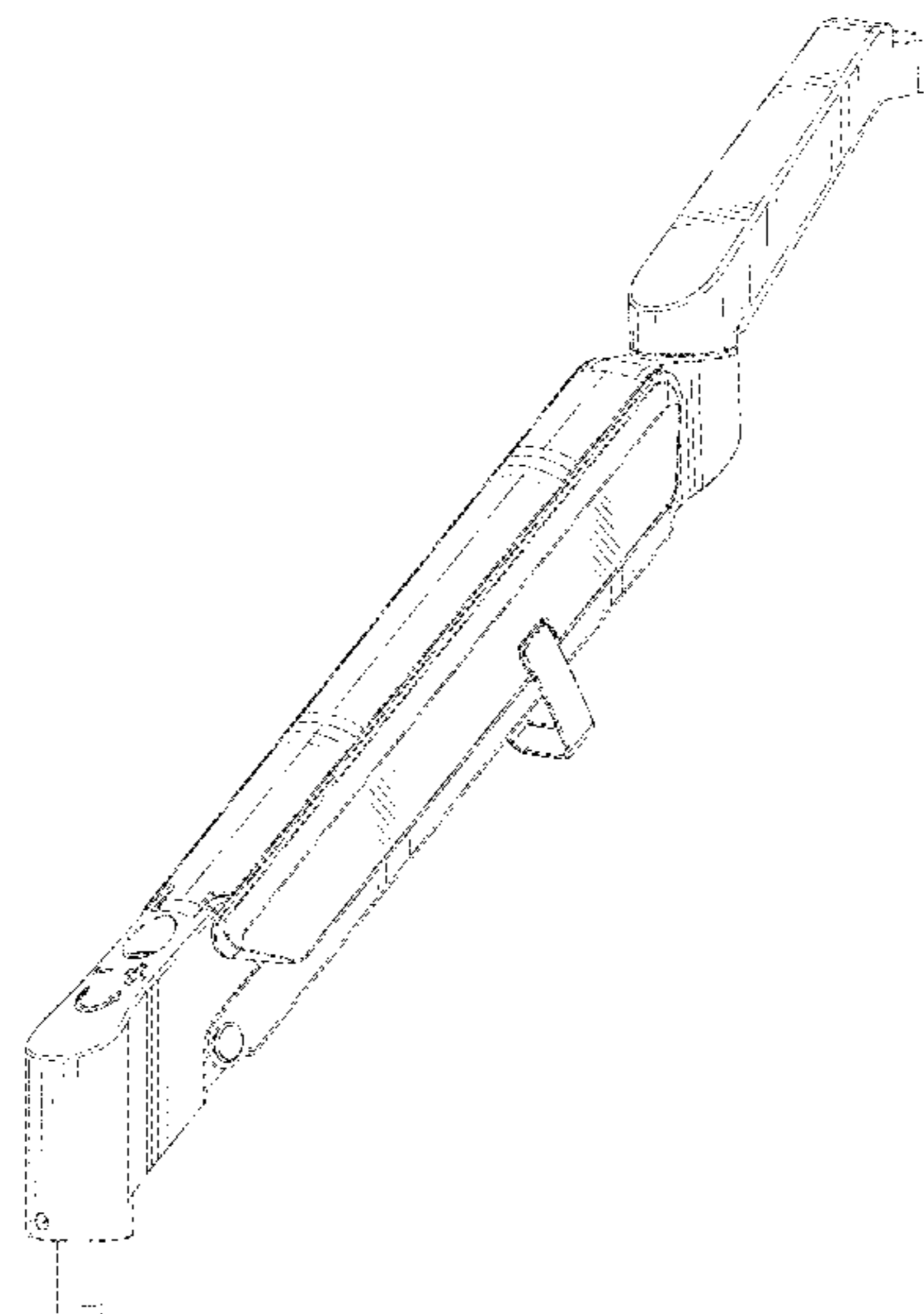
(56) **References Cited**
U.S. PATENT DOCUMENTS
D555,657 S * 11/2007 Loyd D14/452
D557,125 S * 12/2007 Worrall D14/452
D598,917 S * 8/2009 Luber D14/375
D631,052 S * 1/2011 Hung D14/452
D654,503 S * 2/2012 Sapper D14/452
D666,207 S * 8/2012 Brandt D14/452
D679,282 S * 4/2013 Liu D14/452

(57) **CLAIM**
The ornamental design for a monitor arm, as shown and described.

DESCRIPTION

FIG. 1 is a perspective view of the monitor arm embodying the new design;
FIG. 2 is a left side view thereof;
FIG. 3 is a right side view thereof;
FIG. 4 is a back view thereof;
FIG. 5 is a front view thereof;
FIG. 6 is a top view thereof; and,
FIG. 7 is a bottom view thereof.
Broken lines are used to illustrate features of the monitor arm that form no part of the claimed design.

1 Claim, 7 Drawing Sheets



(56)

References Cited

U.S. PATENT DOCUMENTS

D830,371	S	*	10/2018	Lau	D14/452
D834,030	S	*	11/2018	Lindo	D14/452
D842,306	S	*	3/2019	Lindo	D14/452
D843,379	S	*	3/2019	Lindo	D14/452
D843,380	S	*	3/2019	Lindo	D14/452
D847,823	S	*	5/2019	Monsalve	D14/452
D848,444	S	*	5/2019	Jung	D14/452
D849,013	S	*	5/2019	Monsalve	D14/452
D877,744	S	*	3/2020	Xiang	D14/452
D896,817	S	*	9/2020	McKay	D14/452
D916,709	S	*	4/2021	Hung	D14/452
D918,218	S	*	5/2021	Lyu	D14/452
D919,631	S	*	5/2021	Shu	D14/452
D920,988	S	*	6/2021	Shu	D14/452
D921,645	S	*	6/2021	Shu	D14/452
D922,394	S	*	6/2021	Lu	D14/452
D926,196	S	*	7/2021	Lyu	D14/452
D926,776	S	*	8/2021	You	D14/452
D928,793	S	*	8/2021	Shu	D14/452

* cited by examiner

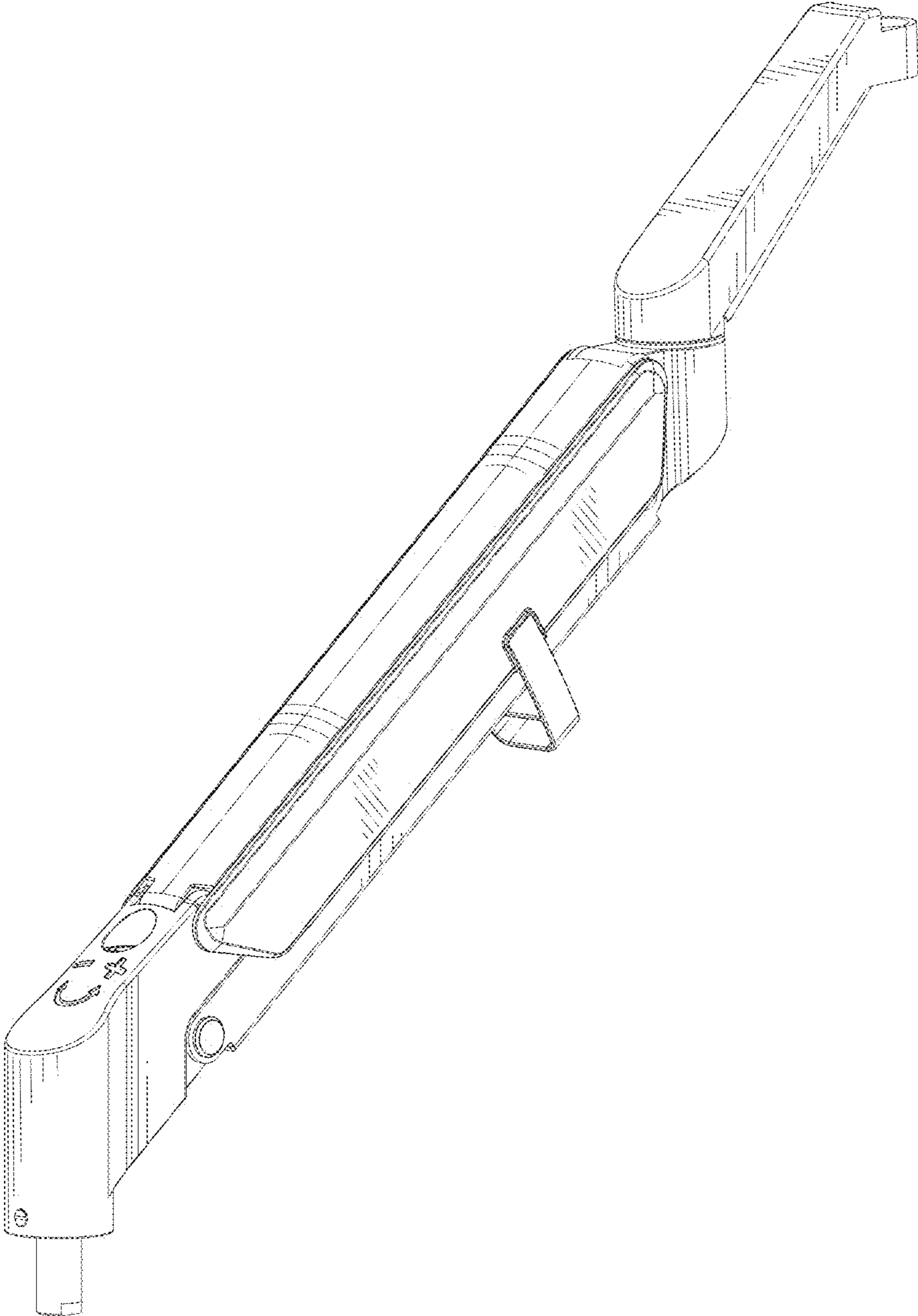


Fig.1

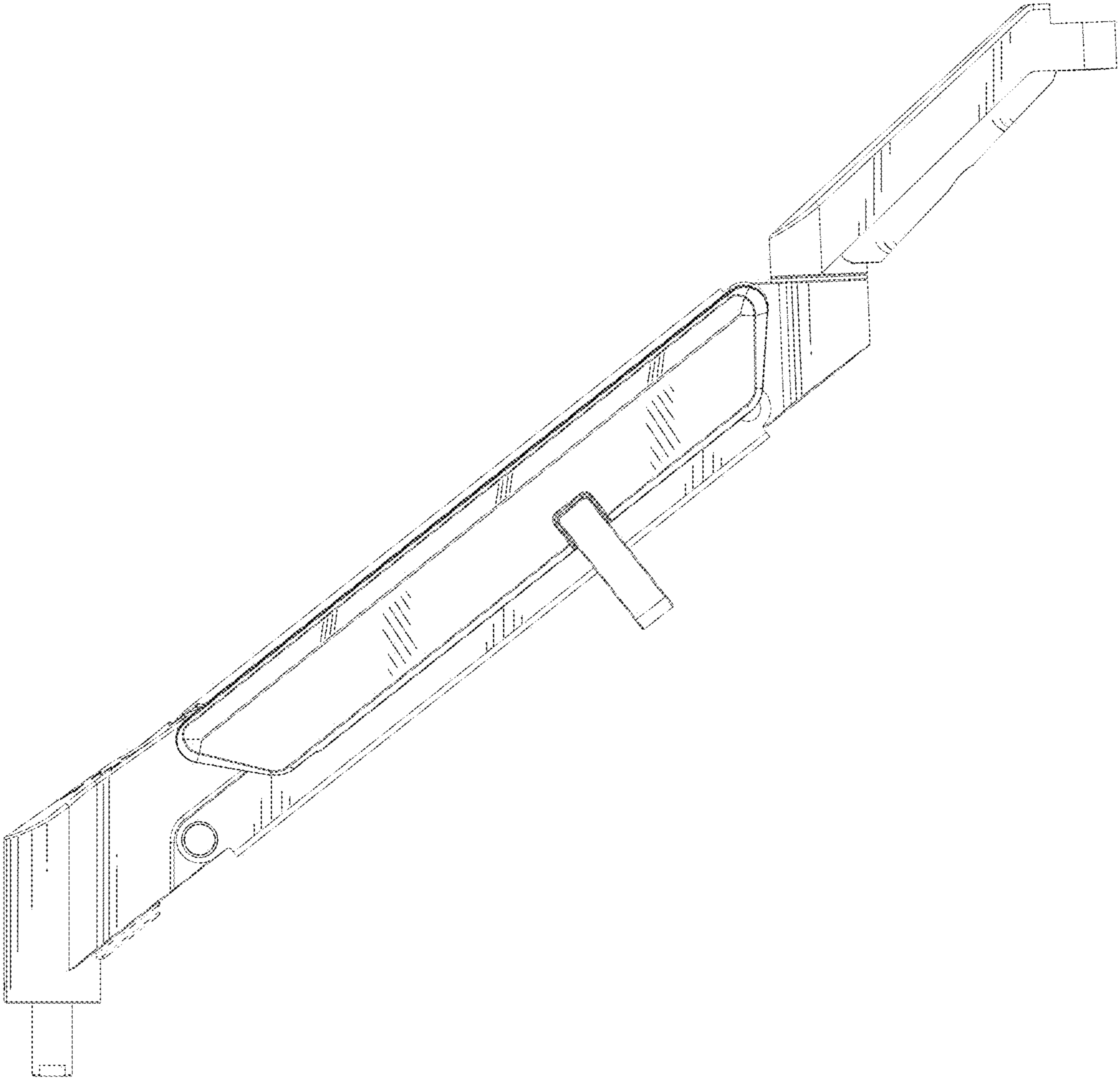


Fig.2

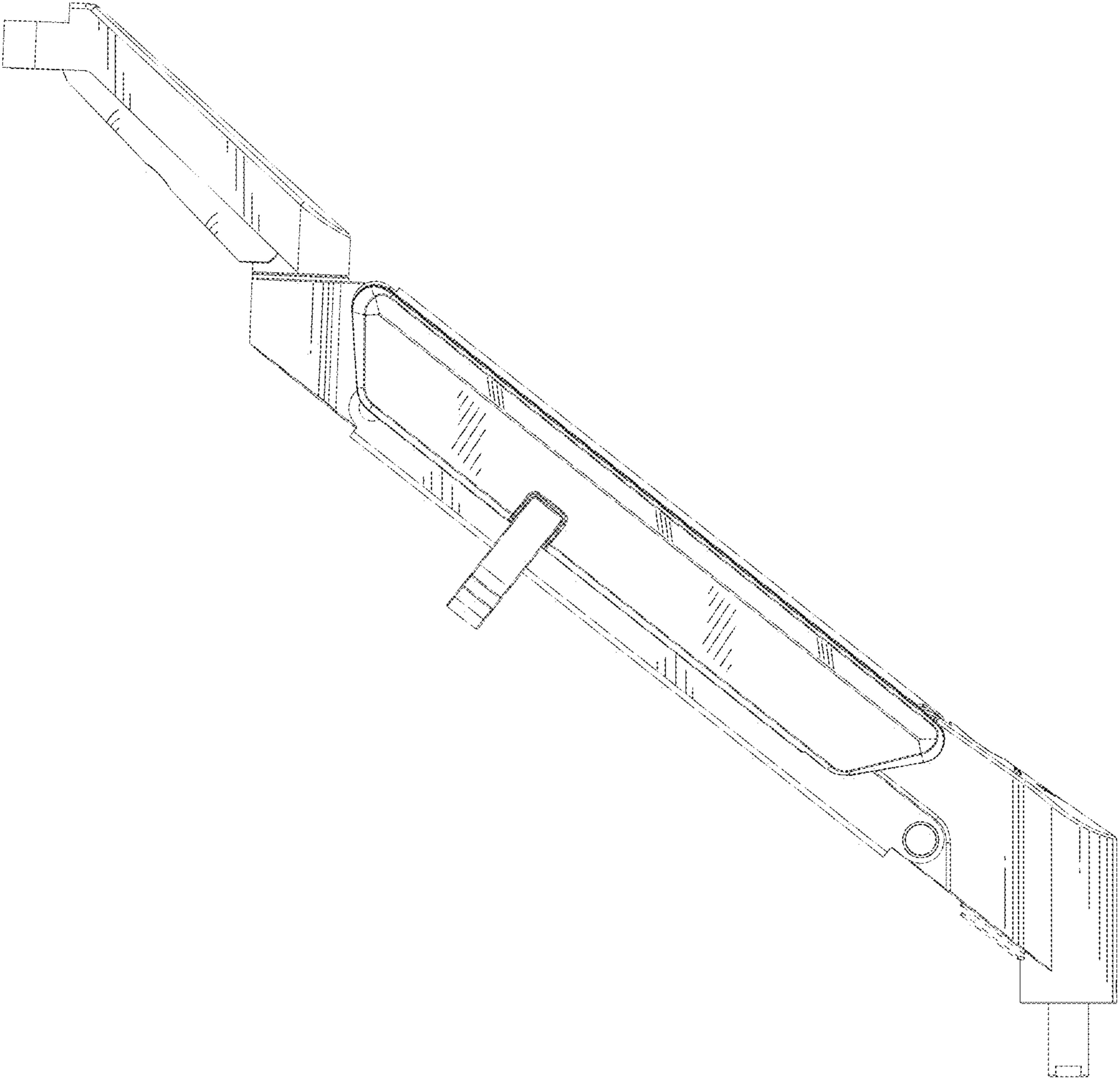


Fig.3

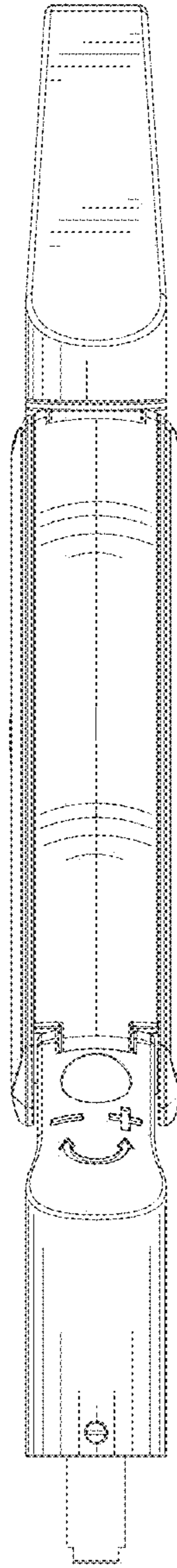


Fig.4

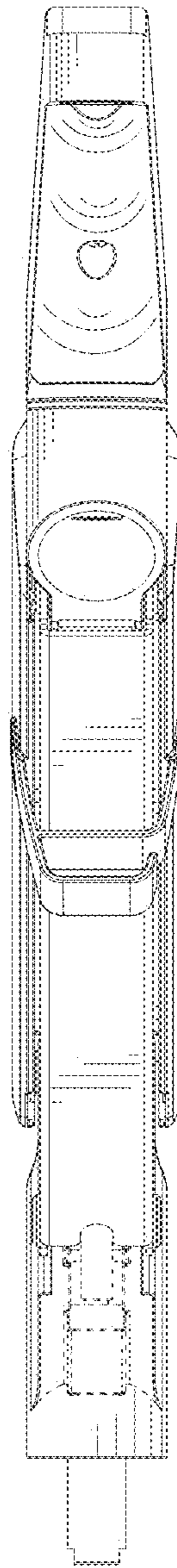


Fig.5

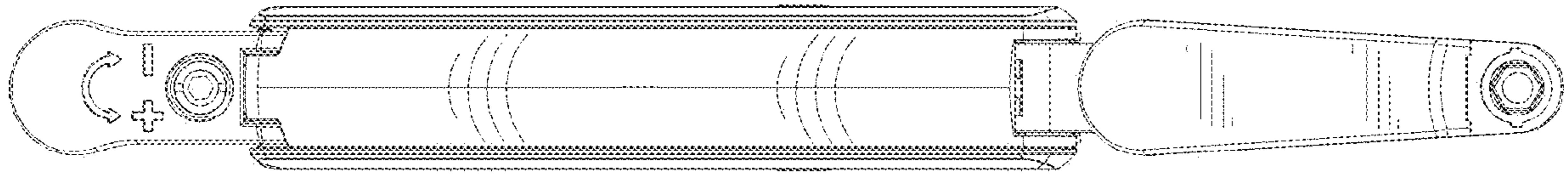


Fig.6

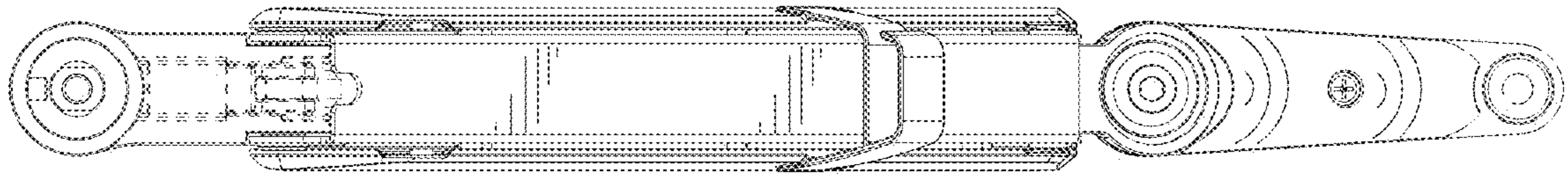


Fig.7