



US00D949853S

(12) **United States Design Patent** (10) **Patent No.:** **US D949,853 S**
Ohtani et al. (45) **Date of Patent:** **** Apr. 26, 2022**

(54) **DATA OUTPUT INTERFACE**

(71) Applicant: **MITUTOYO CORPORATION**,
Kanagawa (JP)

(72) Inventors: **Shigeru Ohtani**, Kawasaki (JP);
Takayuki Yonezawa, Tokyo (JP); **Rie Arai**,
Kawasaki (JP); **Motohiro Osaki**, Tokyo (JP)

(73) Assignee: **MITUTOYO CORPORATION**,
Kawasaki (JP)

(**) Term: **15 Years**

(21) Appl. No.: **29/737,906**

(22) Filed: **Jun. 12, 2020**

(30) **Foreign Application Priority Data**

Dec. 13, 2019 (JP) 2019-027688

(51) **LOC (13) Cl.** **14-02**

(52) **U.S. Cl.**
USPC **D14/357**; D14/358; D10/75

(58) **Field of Classification Search**
USPC D14/356, 357, 358, 432, 441, 488, 140,
D14/140.1, 150, 217, 257, 240, 496, 299,
D14/242, 125, 129, 130, 142, 155, 167,
D14/168, 172, 188, 195, 348, 351, 197,
D14/198, 230, 104.6, 300, 301, 312, 313,
D14/388; D13/123, 162, 162.1, 168, 173,
D13/177, 184, 199, 152, 158, 146;
D10/104.1, 106.1, 106.95, 46, 52, 53, 60,
D10/75, 80, 83, 94, 103, 122, 123–125,
D10/61, 62, 70, 71
CPC H04B 5/00; H04B 5/0025; H04B 5/0031;
H04B 5/0043; G06F 3/14; G06F 11/3041;
G06F 13/00; G06F 12/063; G06F
15/7839; G06F 15/786; A61B 90/06;
A61B 5/322; A61B 5/333; A61B 5/335;
G01B 3/205; G01B 2210/40; G01B 7/12

See application file for complete search history.

(56) **References Cited**

U.S. PATENT DOCUMENTS

3,955,073 A * 5/1976 Carew G01B 7/02
702/161
D265,906 S * 8/1982 Steinbugler D14/242
(Continued)

OTHER PUBLICATIONS

Mitutoyo Data Processing Equipment. (Design—© Questel) orbit.
com. [online PDF of Foreign references] 78 pgs. Print Dates range
Apr. 13, 2020-Mar. 8, 2021. [Retrieved Dec. 16, 2021] <https://www.orbit.com/export/QPTUJ214/pdf2/552f123c-dbf6-40e8-9c5a-80cddb91ec8d-202050.pdf>.*

(Continued)

Primary Examiner — Marie D. Fast Horse

(74) *Attorney, Agent, or Firm* — Oliff PLC

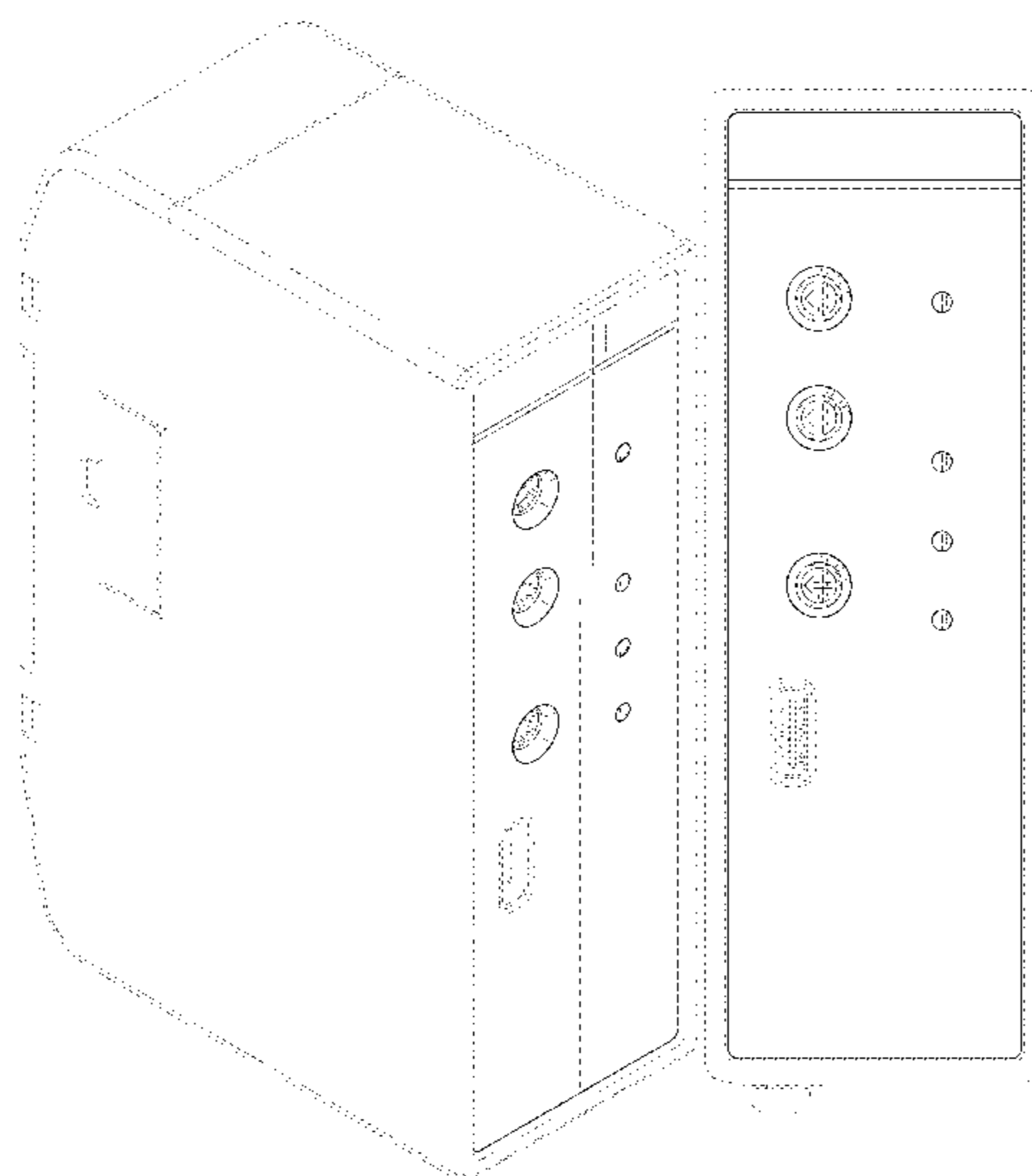
(57) **CLAIM**

The ornamental design for a data output interface, as shown and described.

DESCRIPTION

FIG. 1 is a front, left-side, top perspective view of the data output interface;
FIG. 2 is a front elevational view thereof;
FIG. 3 is a rear elevational view thereof;
FIG. 4 is a left-side elevational view thereof;
FIG. 5 is a right-side elevational view thereof;
FIG. 6 is a top plan view thereof;
FIG. 7 is a bottom plan view thereof; and,
FIG. 8 is a reference view showing the data output interface in a state of use within its environment.
The additional broken lines seen in FIG. 8 depict state of use environment only and form no part of the claim; while all other broken lines depict parts of the data output interface that form no part of the claimed design.

1 Claim, 6 Drawing Sheets



(56)

References Cited

U.S. PATENT DOCUMENTS

D269,345 S * 6/1983 Payne, Jr. D14/242
 D271,202 S * 11/1983 Endt D14/368
 D283,686 S * 5/1986 Walser D10/108
 D285,926 S * 9/1986 Kies D14/357
 D289,648 S * 5/1987 Felix D14/242
 D295,178 S * 4/1988 Pedinielli D14/242
 D304,823 S * 11/1989 Pfeifer D14/353
 D311,740 S * 10/1990 Wagner D14/358
 D311,910 S * 11/1990 Pedinielli D14/242
 4,982,509 A * 1/1991 Luttmmer G01B 7/02
 33/706
 D323,818 S * 2/1992 Willis D14/353
 D330,702 S * 11/1992 Hutton D13/184
 D331,391 S * 12/1992 Furuta D14/353
 D338,193 S * 8/1993 Sasaki D13/147
 D340,059 S * 10/1993 Wetzel D14/433
 D343,800 S * 2/1994 Spinks D10/75
 D345,144 S * 3/1994 Thomas D13/162.1
 D348,873 S * 7/1994 Mizusugi D14/357
 D353,598 S * 12/1994 Brandt D14/242
 D357,684 S * 4/1995 Moreland D14/240
 D364,859 S * 12/1995 Fenton D14/357
 D365,529 S * 12/1995 Peroni D13/184
 D368,905 S * 4/1996 Otani D14/125
 D381,317 S * 7/1997 Yu D13/139.4
 D383,139 S * 9/1997 Hill D14/242
 D389,801 S * 1/1998 Foye D13/147
 D394,046 S * 5/1998 Kurokawa D14/358
 D405,092 S * 2/1999 Ohshima D14/239
 D408,812 S * 4/1999 Danis D14/137
 D419,139 S * 1/2000 Kohara D14/308
 D431,231 S * 9/2000 Goto D14/356
 D443,248 S * 6/2001 Sakasegawa D13/123
 D443,587 S * 6/2001 Sakasegawa D13/123
 D444,083 S * 6/2001 Ohtani D10/73
 D448,766 S * 10/2001 Adriaansen D14/356
 D452,969 S * 1/2002 Adriaansen D14/356
 D454,873 S * 3/2002 Clark D14/358
 D462,351 S * 9/2002 Tanaka D14/356
 D463,413 S * 9/2002 Harris D14/240
 D464,339 S * 10/2002 Tomino D14/240
 D465,495 S * 11/2002 Goto D14/242
 D467,543 S * 12/2002 Sakasegawa D13/123
 D468,262 S * 1/2003 Lee D13/123
 D471,541 S * 3/2003 Tomino D14/240
 D477,570 S * 7/2003 Zdinak D13/147
 D483,756 S * 12/2003 Tanaka D14/356
 D491,187 S * 6/2004 Mambakkam D14/383
 D501,648 S * 2/2005 Fiorentino G06F 1/188
 D13/110
 D505,657 S * 5/2005 Suckle D13/110
 D512,059 S * 11/2005 Zhang D14/348
 D525,266 S * 7/2006 Smith D14/217
 D526,662 S * 8/2006 Choi D14/217

D535,279 S * 1/2007 Krieger D14/155
 D538,803 S * 3/2007 Chen D14/348
 D539,735 S * 4/2007 Suckle D13/110
 D565,571 S * 4/2008 Trifilio D14/356
 D576,561 S * 9/2008 Kaluza D13/162
 D576,562 S * 9/2008 Kaluza D13/162
 D585,374 S * 1/2009 Kim D13/123
 D598,403 S * 8/2009 Huang D14/125
 D609,704 S * 2/2010 Sin D14/363
 D610,928 S * 3/2010 Ohtani D10/73
 D611,036 S * 3/2010 Cooper D14/217
 D611,850 S * 3/2010 Ohtani D10/73
 D613,270 S * 4/2010 Cooper D14/217
 D659,650 S * 5/2012 Kang D13/162
 D661,696 S * 6/2012 Takada D14/356
 D670,681 S * 11/2012 Chang D14/242
 D691,554 S * 10/2013 Tanaka D13/110
 D706,264 S * 6/2014 Taniho D14/358
 D711,821 S * 8/2014 Wang D13/108
 D719,862 S * 12/2014 Fiedler D10/106.95
 D721,291 S * 1/2015 Matsumiya D10/80
 D721,349 S * 1/2015 Sugai D14/159
 D721,706 S * 1/2015 Rooyackers D14/435
 D721,738 S * 1/2015 Hochman D14/496
 D737,765 S * 9/2015 Sekine D13/110
 D744,956 S * 12/2015 Sekine D13/147
 D751,987 S * 3/2016 Ravi D13/123
 D755,761 S * 5/2016 Reynolds D14/242
 D774,928 S * 12/2016 Matsumiya D10/73
 D781,812 S * 3/2017 Cho D14/204
 D790,539 S * 6/2017 Lee D14/358
 D794,479 S * 8/2017 Zhang D10/73
 D810,043 S * 2/2018 Suzuki D14/188
 D848,418 S * 5/2019 Jun D14/356
 D848,419 S * 5/2019 Jun D14/356
 D881,837 S * 4/2020 Xu D14/198
 D886,752 S * 6/2020 Xiang D13/184
 D895,561 S * 9/2020 Xiang D13/184
 D896,191 S * 9/2020 Xiang D13/184
 D903,665 S * 12/2020 Yoon D14/349
 D912,553 S * 3/2021 Thurnherr D10/75
 D919,628 S * 5/2021 Ma D14/433
 D937,234 S * 11/2021 Xiang D13/184
 D937,235 S * 11/2021 Xiang D13/184
 D937,236 S * 11/2021 Xiang D13/184

OTHER PUBLICATIONS

CC-Link Interface Unit Main Module MG50-CL. Magnescape Co., Ltd. 2018. https://www.hegewald-peschke.de/fileadmin/daten/_magnescape/PIT_MGSE5.1/MG50-CL_MG51_en.pdf.
 Contact-type Digital Displacement Sensor HG-S Series. pp. 1093-1110. https://www3.panasonic.biz/ac/e_download/fasys/measurement/measurement/catalog/hg-s_e_cata.pdf?f_cd=402219.

* cited by examiner

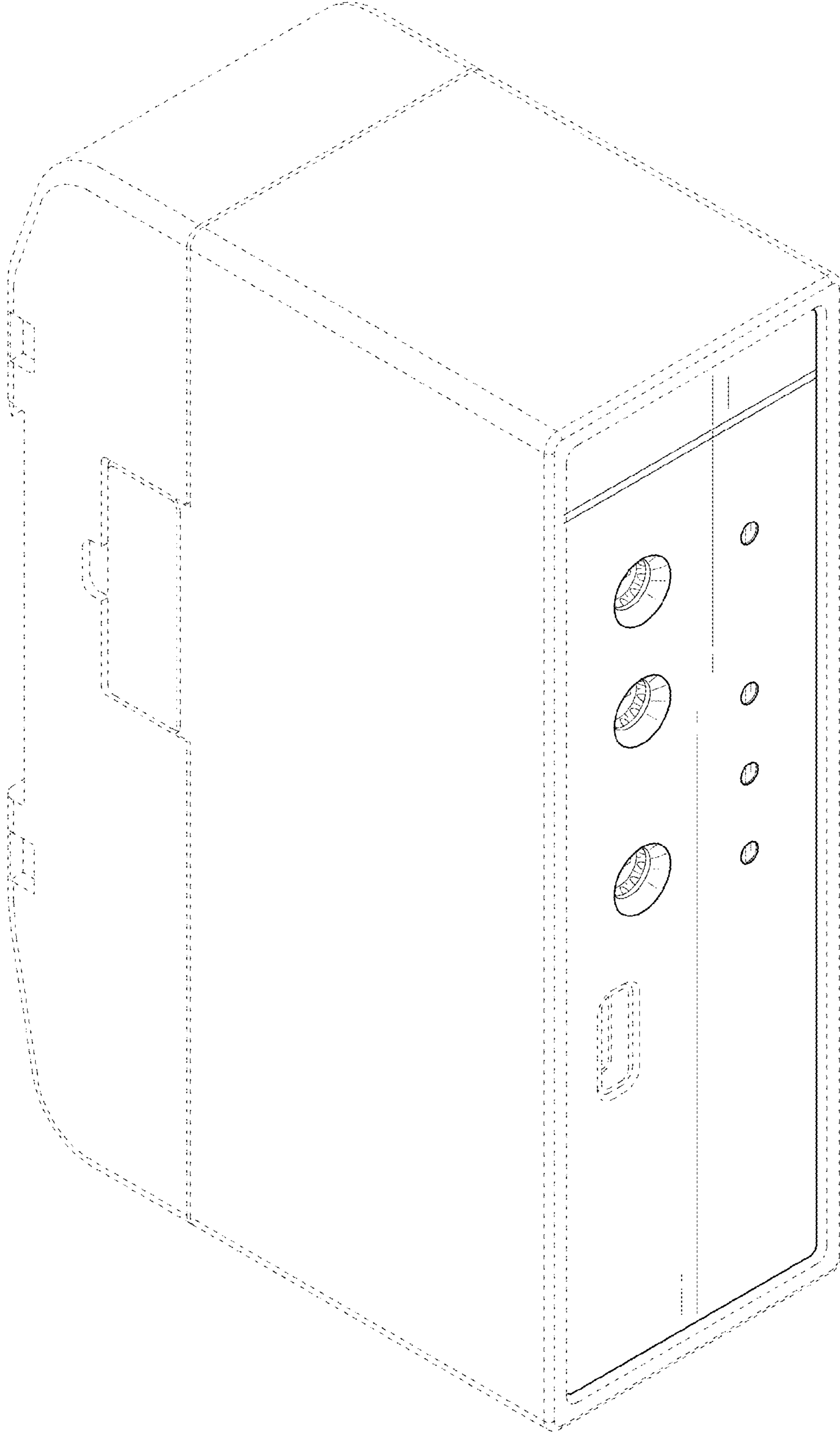


FIG. 1

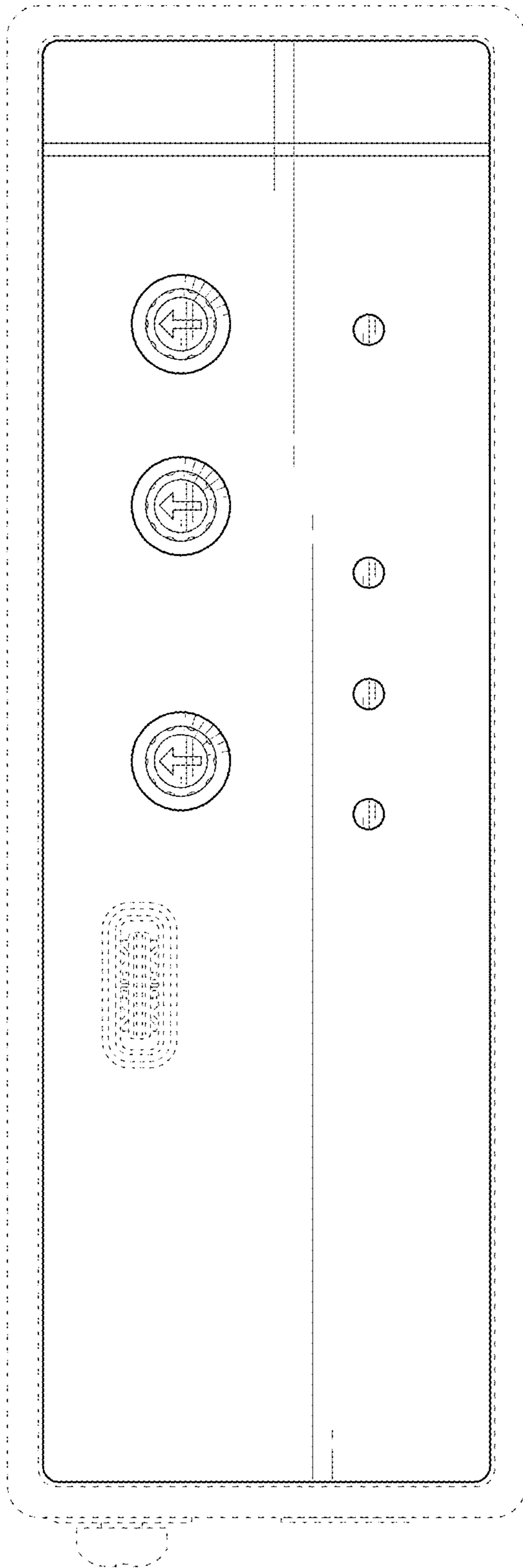


FIG. 2




FIG. 3




FIG. 4




FIG. 5




FIG. 6

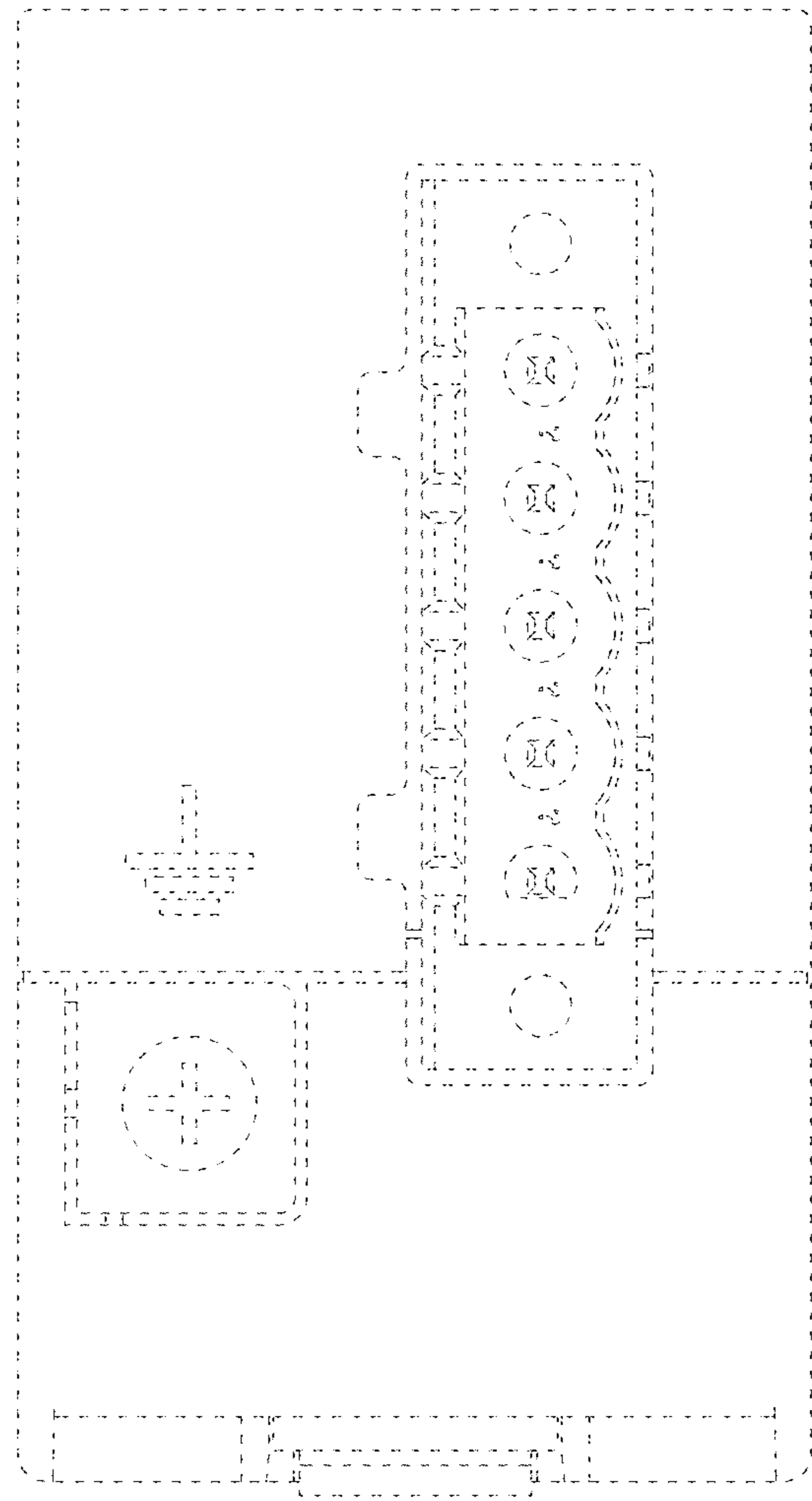


FIG. 7

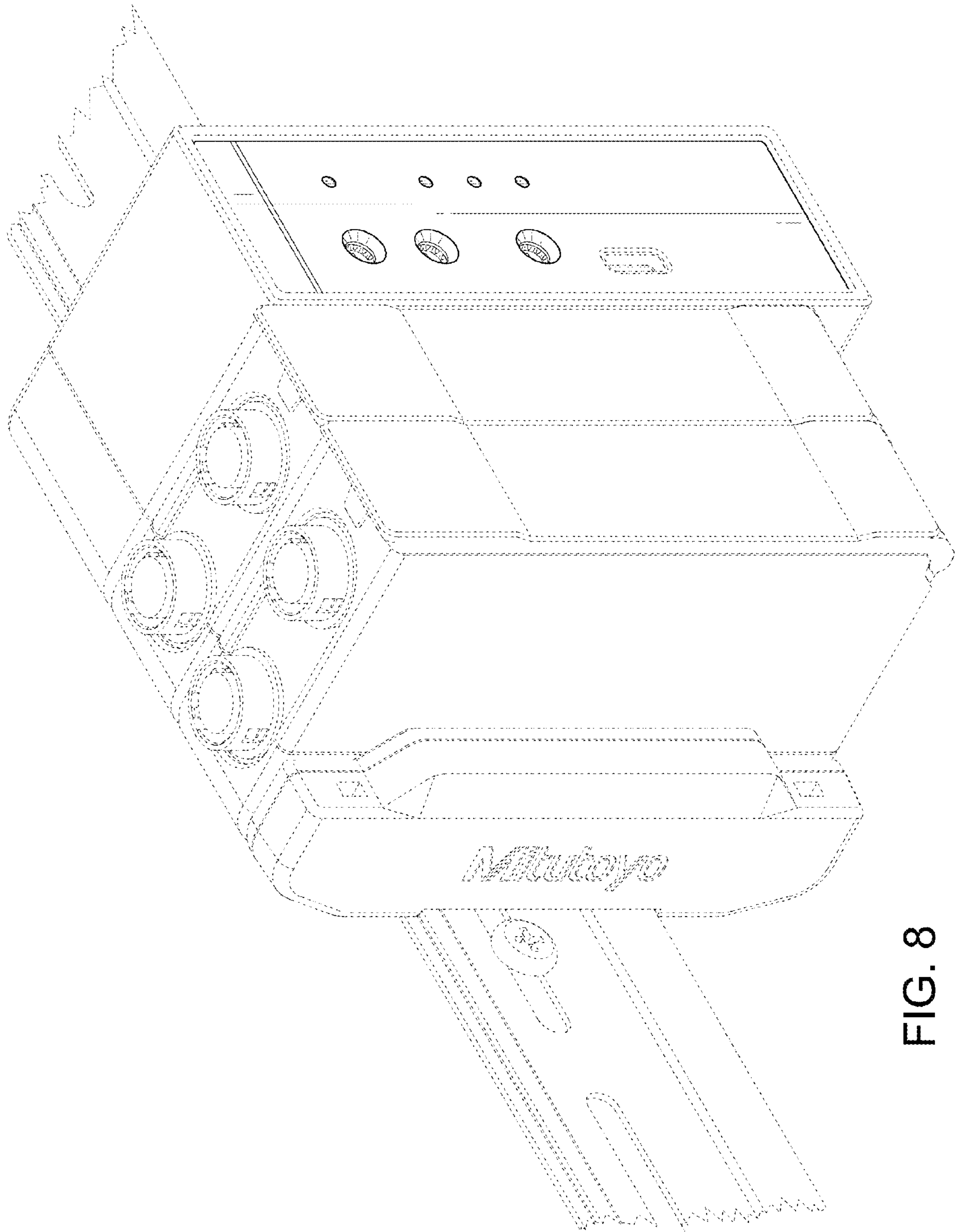


FIG. 8