

US00D949805S

(12) **United States Design Patent** (10) **Patent No.:** **US D949,805 S**
Ma (45) **Date of Patent:** **** Apr. 26, 2022**

(54) **CONTROLLER FOR ELECTRIC FENCE**

(71) Applicant: **Huixin Ma**, Guangzhou (CN)

(72) Inventor: **Huixin Ma**, Guangzhou (CN)

(**) Term: **15 Years**

(21) Appl. No.: **29/761,389**

(22) Filed: **Dec. 9, 2020**

(51) **LOC (13) Cl.** **13-03**

(52) **U.S. Cl.**

USPC **D13/164**; D10/104.1

(58) **Field of Classification Search**

USPC D13/162, 164, 168; D10/104.1, 106.1;
D14/218, 358; D30/199

CPC A01K 15/02; A01K 15/021; A01K 15/023;
A01K 15/04; A01K 27/009; A01K
11/006; G08B 21/0261

See application file for complete search history.

(56) **References Cited**

U.S. PATENT DOCUMENTS

D272,434 S *	1/1984	Thornton	D13/164
D366,457 S *	1/1996	Pilcher	D13/162
D380,691 S *	7/1997	Heun	D10/104.1
D491,481 S *	6/2004	Aiston	D10/104.1
D526,590 S *	8/2006	So	D10/104.1
D532,753 S *	11/2006	So	D13/162
D541,798 S *	5/2007	Ichida	D14/371
D642,992 S *	8/2011	Sasaki	D13/164
D675,998 S *	2/2013	Pointner	D13/164
D708,797 S *	7/2014	MacDonald	D30/199
D734,276 S *	7/2015	Wiesbaum	D13/164
D735,680 S *	8/2015	Harrison	D13/164

D748,065 S *	1/2016	Trochum	D13/162
D773,405 S *	12/2016	Daubenmerkl	D13/164
D822,516 S *	7/2018	Van Curen	D10/104.1
2005/0172912 A1 *	8/2005	Crist	A01K 15/021 119/720
2005/0211187 A1 *	9/2005	Harman	A01K 15/023 119/721
2013/0098311 A1 *	4/2013	Gurley	G01S 5/14 119/721
2016/0015004 A1 *	1/2016	Bonge, Jr.	G06F 8/65 119/718

* cited by examiner

Primary Examiner — Selina Sikder

(74) *Attorney, Agent, or Firm* — Rumit Ranjit Kanakia

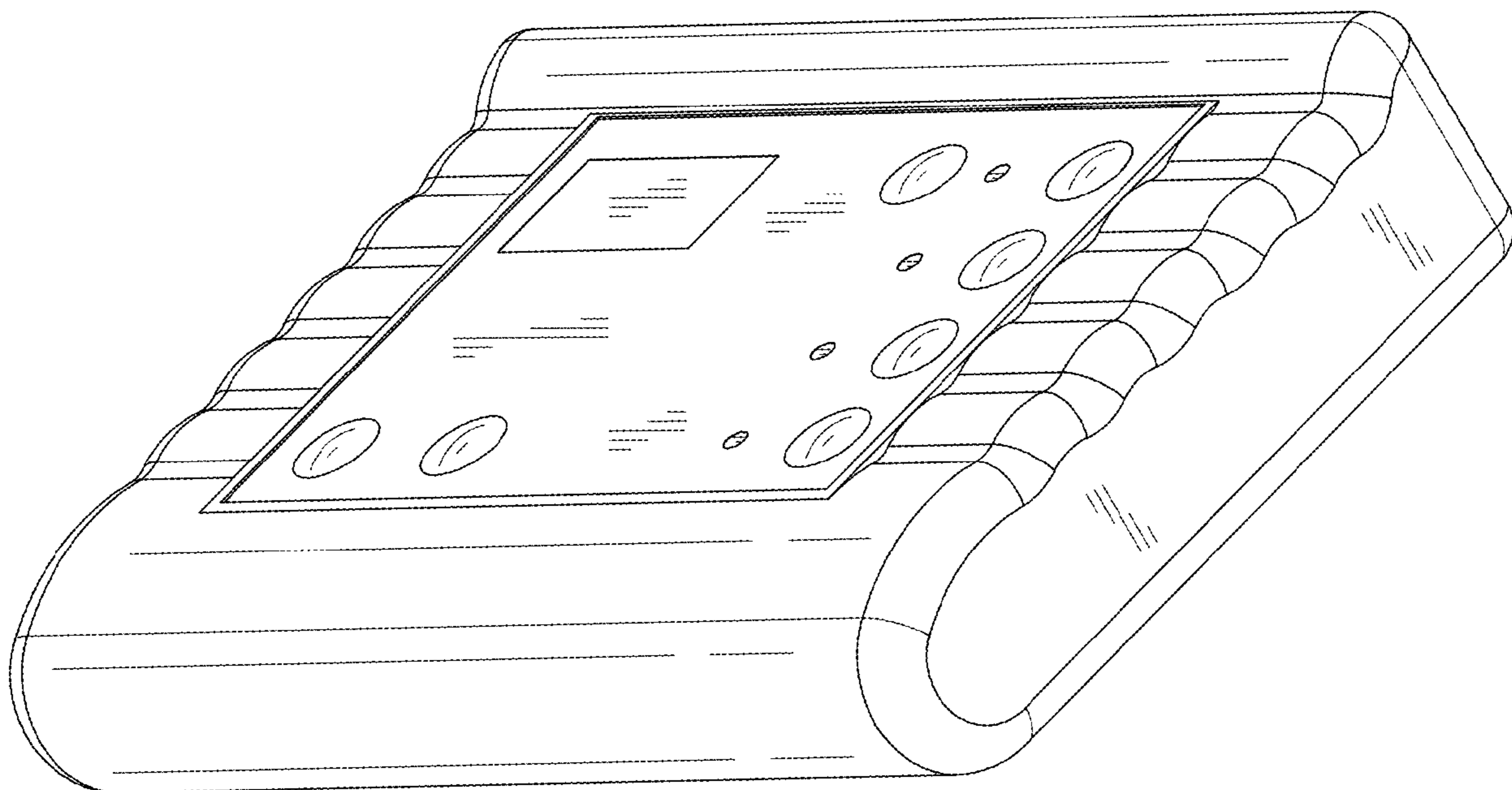
(57) **CLAIM**

I claim the ornamental design for an controller for electric fence, as shown and described.

DESCRIPTION

FIG. 1 is a Perspective view of an controller for electric fence showing my new design;
FIG. 2 is a Front view thereof;
FIG. 3 is a Back view thereof;
FIG. 4 is a Right-side view thereof;
FIG. 5 is a Left-side view thereof;
FIG. 6 is a Top view thereof; and,
FIG. 7 is a Bottom view thereof.
The broken lines in the drawings depict portions of the controller for electric fence that form no part of the claimed design.

1 Claim, 6 Drawing Sheets



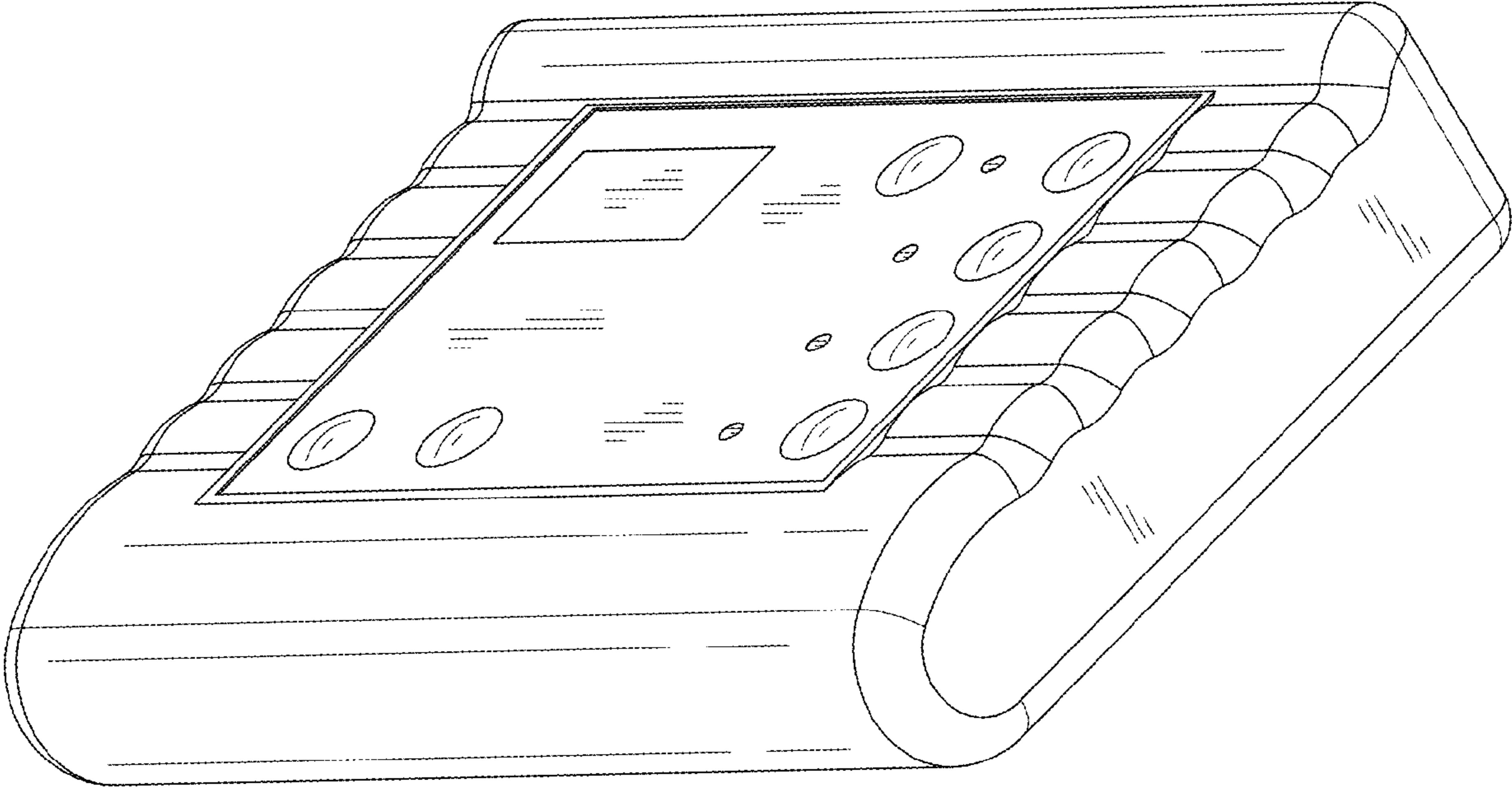


FIG. 1

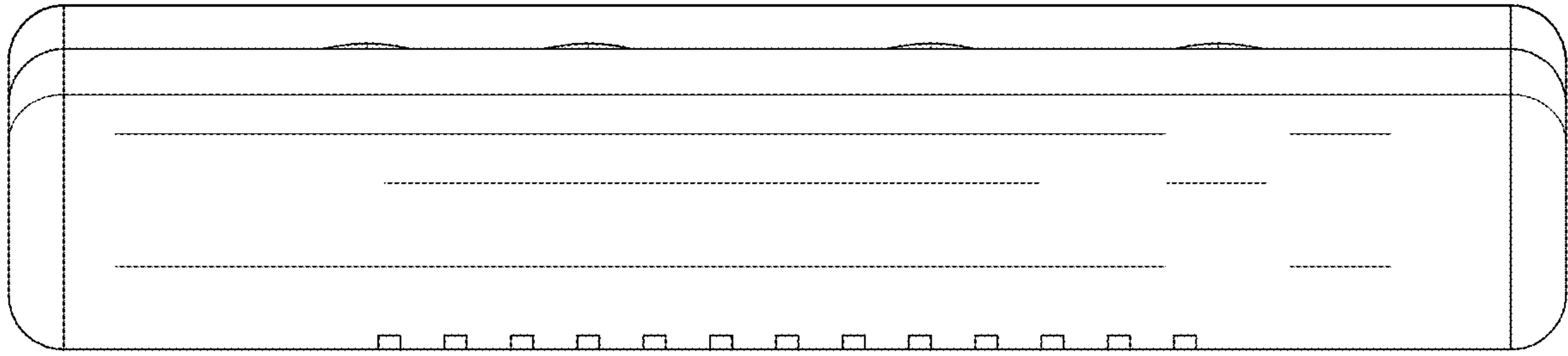


FIG. 2

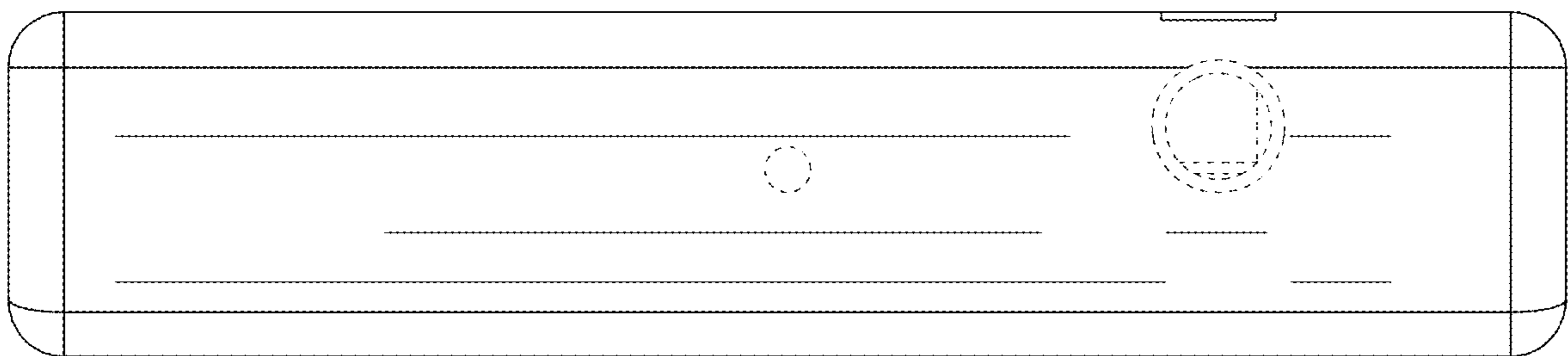


FIG. 3

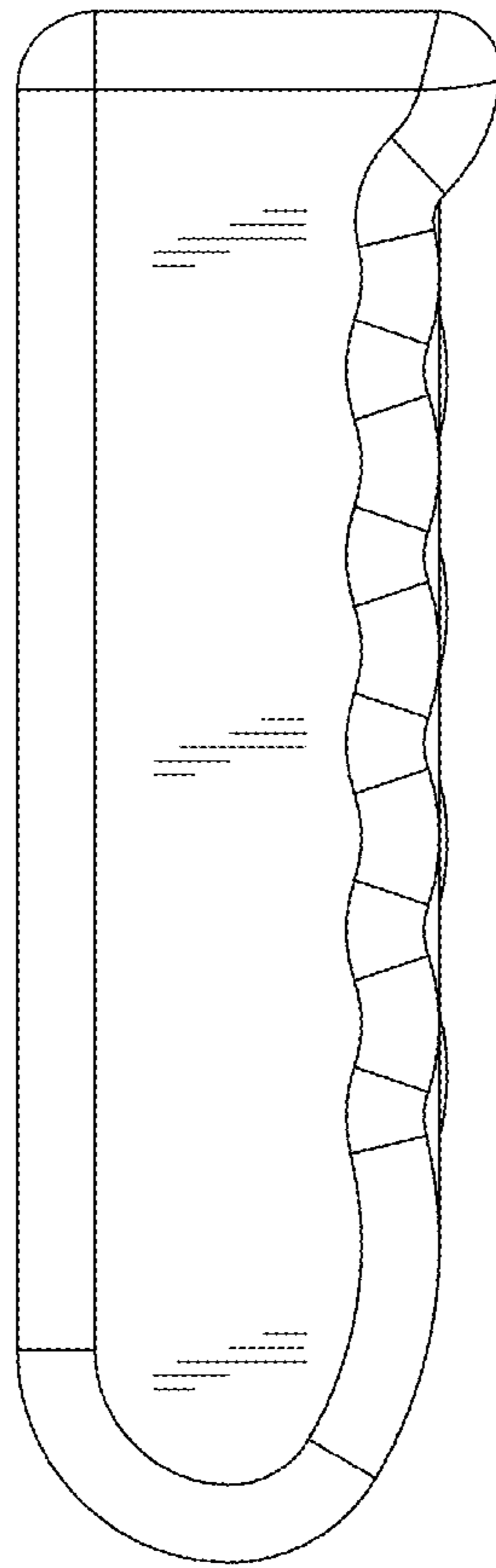


FIG. 4

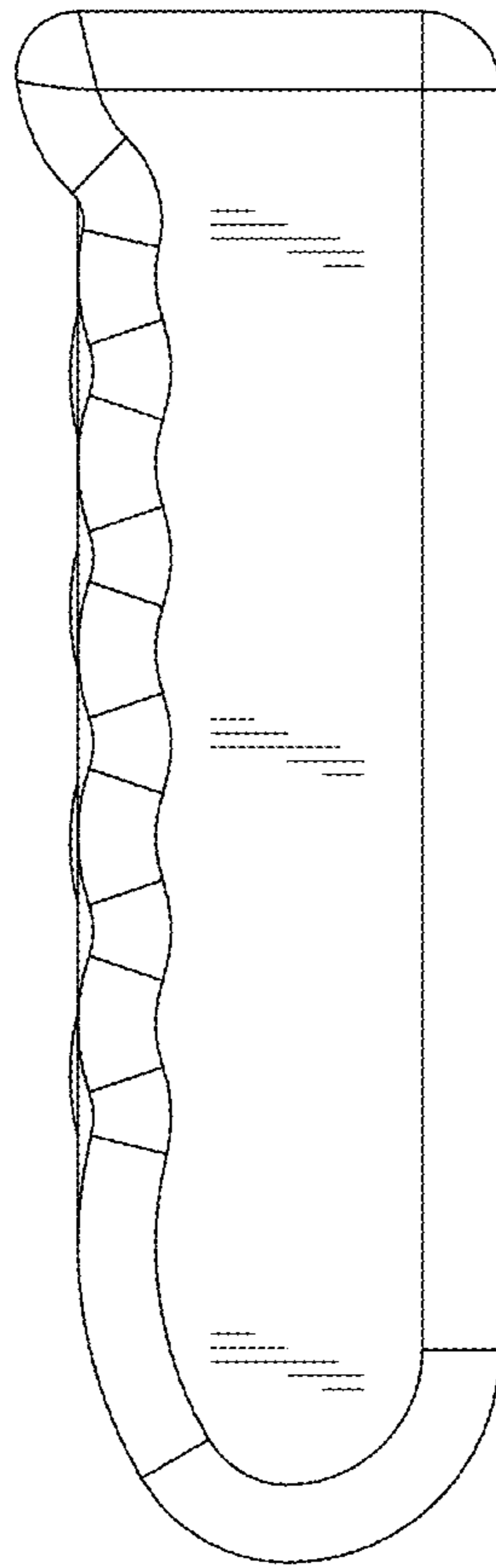


FIG. 5

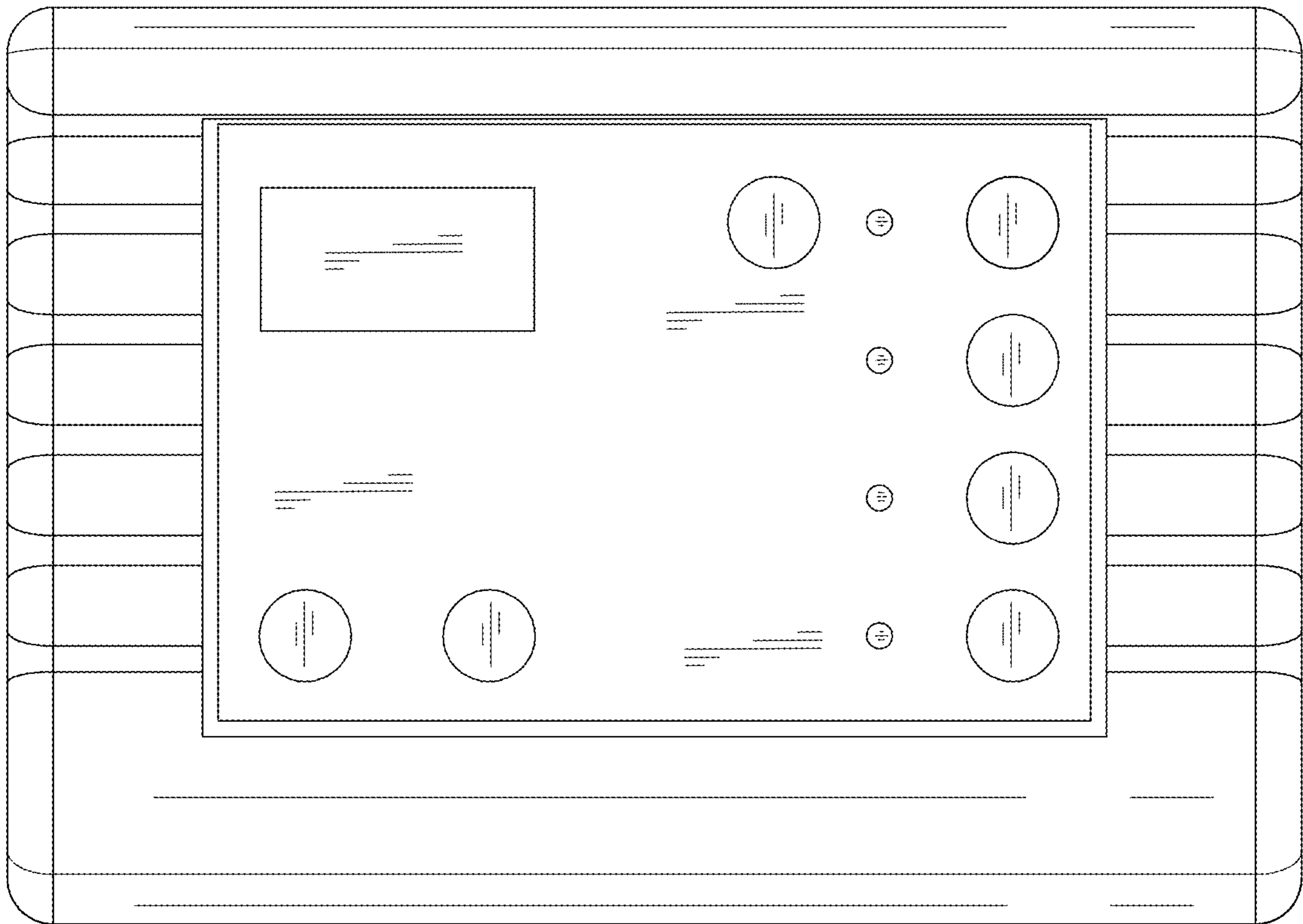


FIG. 6

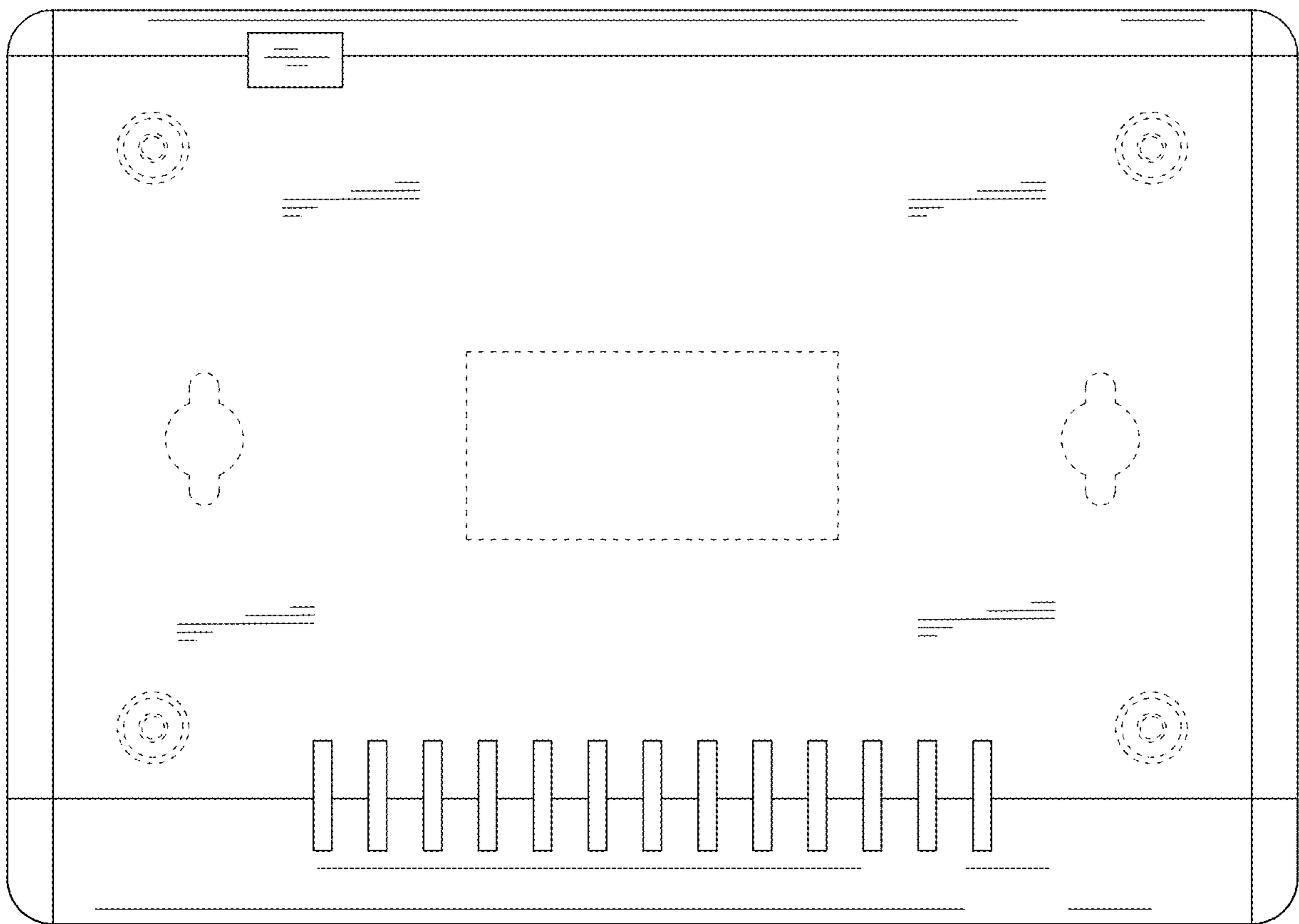


FIG. 7