



US00D949763S

(12) **United States Design Patent** (10) **Patent No.:** **US D949,763 S**
Han (45) **Date of Patent:** **** Apr. 26, 2022**

(54) **INTERIOR REARVIEW MIRROR OF AUTOMOBILE**

D938,875 S * 12/2021 Sloterbeek D12/187
D939,412 S * 12/2021 Vozchikov D12/187
2012/0038964 A1 * 2/2012 De Wind G02F 1/157
359/872
2018/0056871 A1 * 3/2018 Karner H04N 7/181

(71) Applicant: **Jintao Han**, Xinxiang (CN)

* cited by examiner

(72) Inventor: **Jintao Han**, Xinxiang (CN)

(**) Term: **15 Years**

Primary Examiner — Katrina A Betton

(21) Appl. No.: **29/796,789**

(74) *Attorney, Agent, or Firm* — W&KIP

(22) Filed: **Jun. 27, 2021**

(57) **CLAIM**

(51) **LOC (13) Cl.** **12-16**

The ornamental design for an interior rearview mirror of automobile, as shown and described.

(52) **U.S. Cl.**

USPC **D12/187**

(58) **Field of Classification Search**

USPC D12/187–189, 300, 400, 309

CPC G02B 7/182; G02B 5/08; G02B 7/18

See application file for complete search history.

DESCRIPTION

(56) **References Cited**

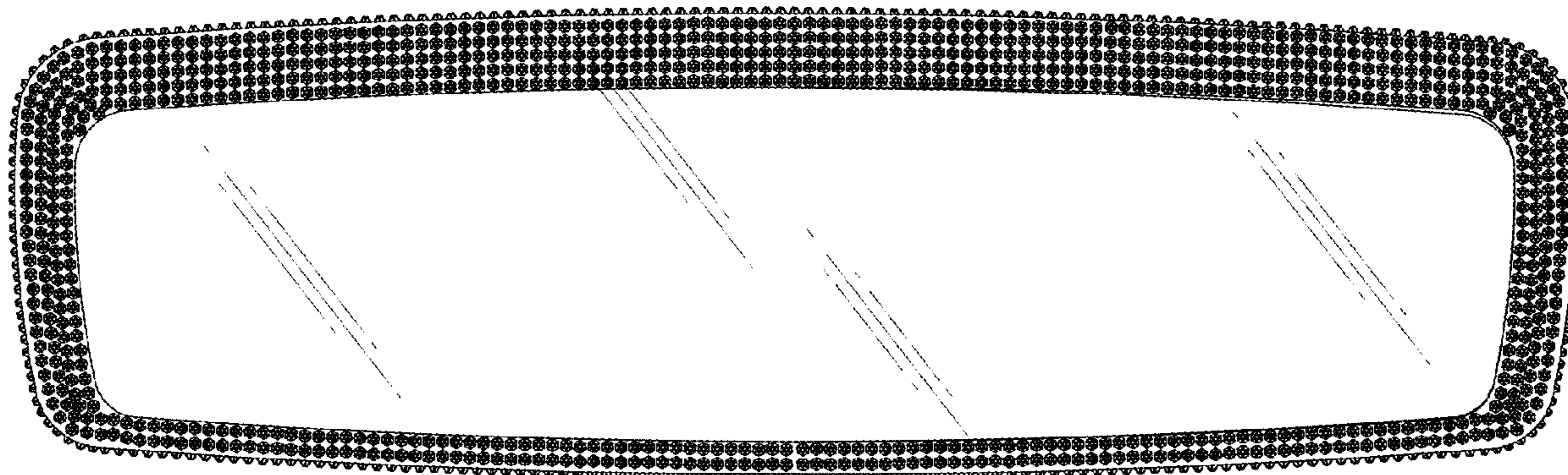
U.S. PATENT DOCUMENTS

D409,127 S	5/1999	Kim	
D618,147 S *	6/2010	Bellingham	D12/187
D633,423 S *	3/2011	De Wind	D12/187
D636,311 S	4/2011	Faghihzadeh	
D661,234 S *	6/2012	De Wind	D12/187
D729,715 S *	5/2015	Roth	D12/187
D746,195 S *	12/2015	Sloterbeek	D12/187
D906,913 S *	1/2021	Chang	D12/187
D924,761 S *	7/2021	Hamlin	D12/187
D936,544 S *	11/2021	Wang	D12/187
D937,162 S *	11/2021	Wang	D12/187

FIG. 1 is a perspective view of an interior rearview mirror of automobile showing my new design; FIG. 2 is another perspective view thereof; FIG. 3 is a front view thereof; FIG. 4 is a rear view thereof; FIG. 5 is a left side view thereof; FIG. 6 is a right side view thereof; FIG. 7 is a top plan view thereof; and, FIG. 8 is a bottom plan view thereof.

The dashed or broken lines shown in the drawings depict portions of the interior rearview mirror of automobile in which the design is embodied that form no part of the claimed design.

1 Claim, 8 Drawing Sheets



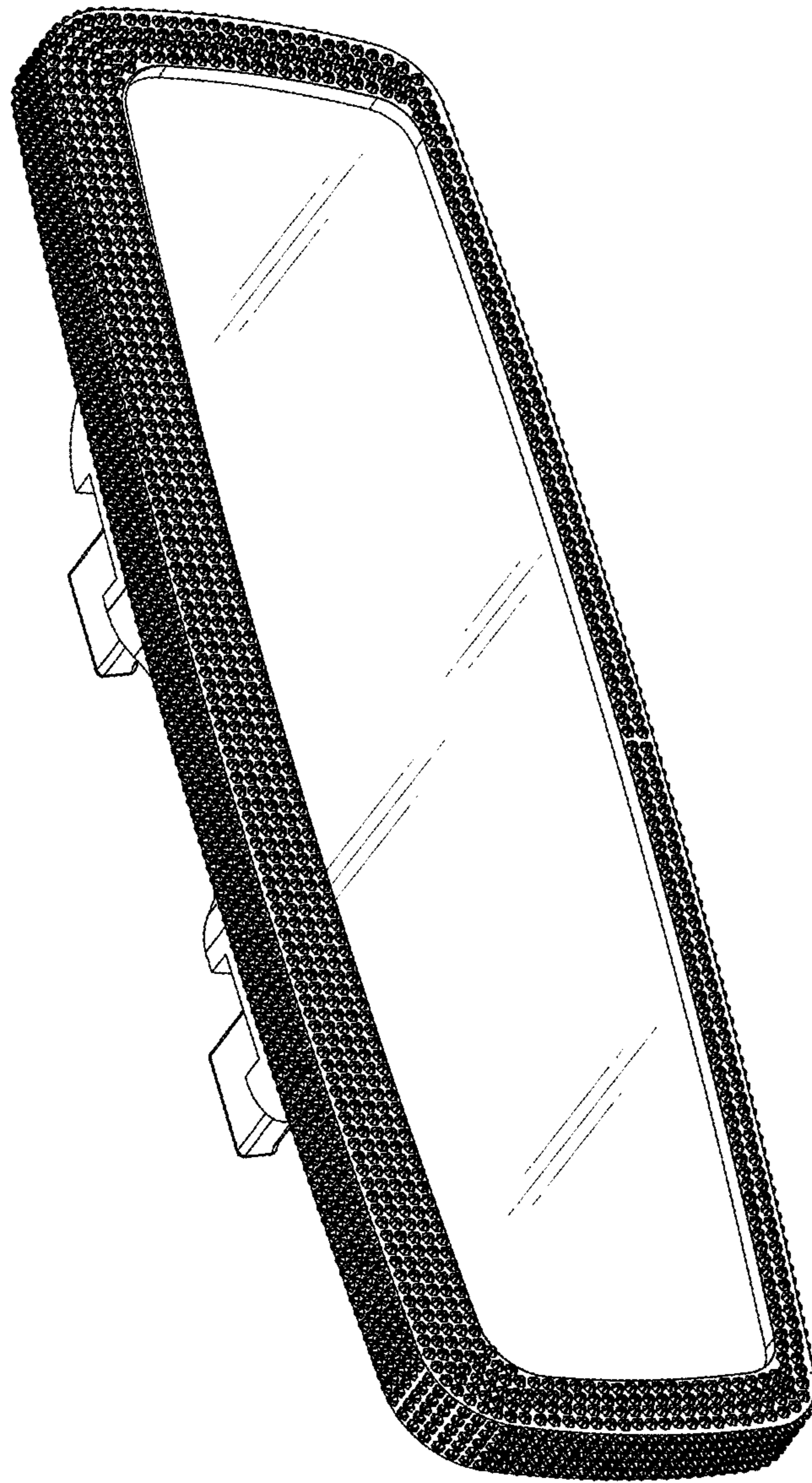


FIG.1

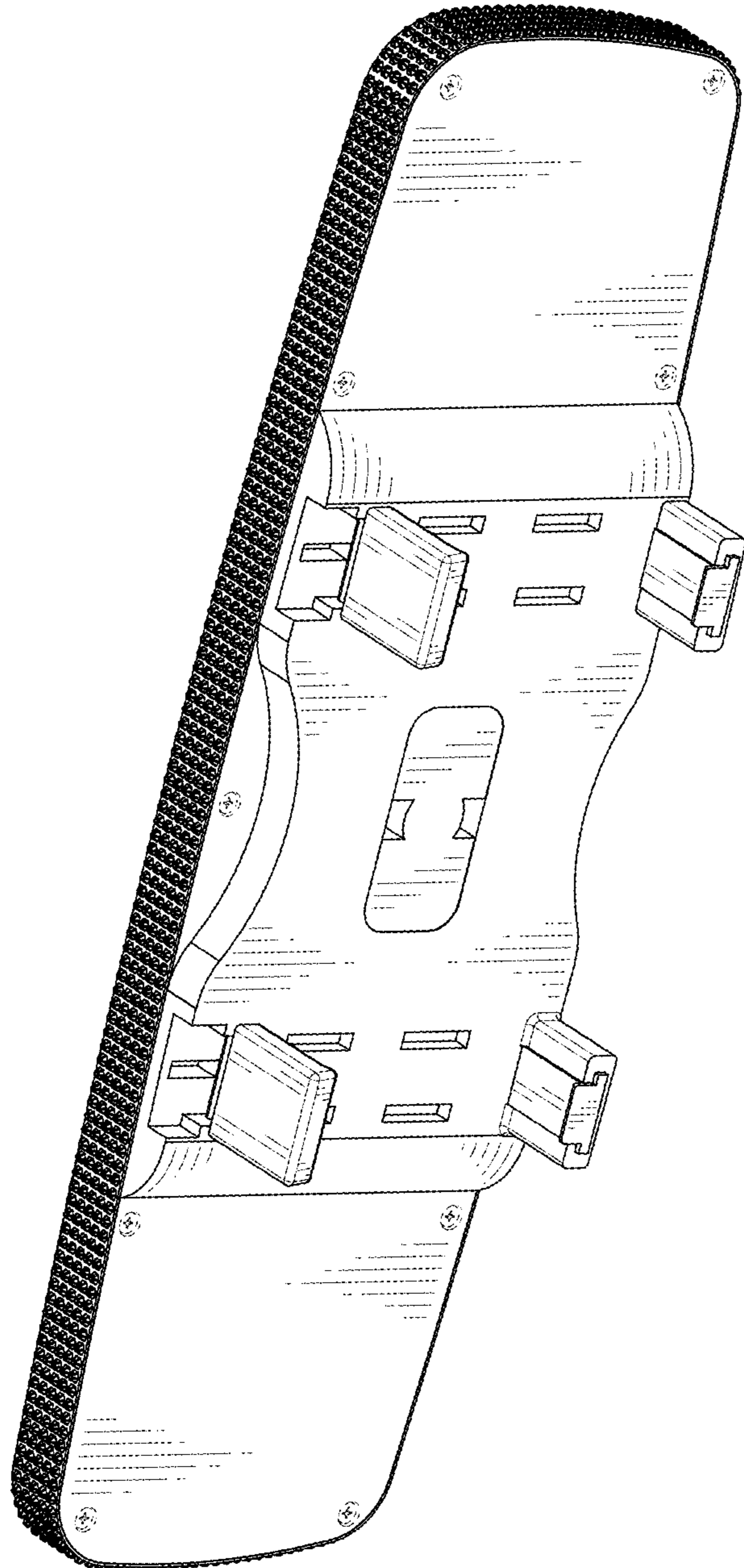


FIG.2




FIG.3

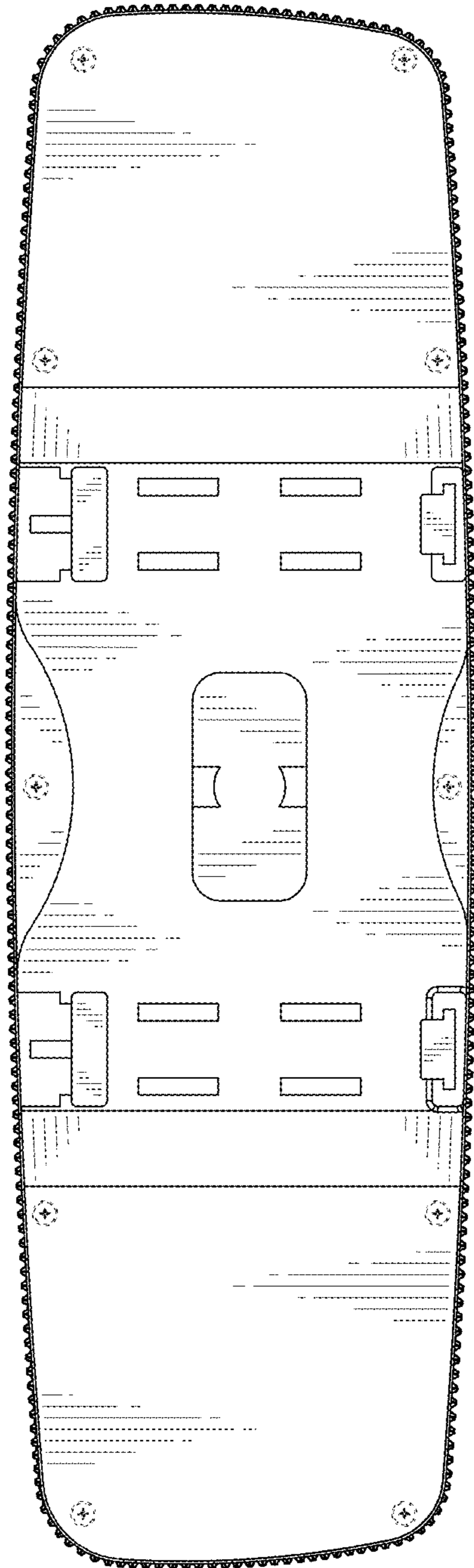


FIG.4

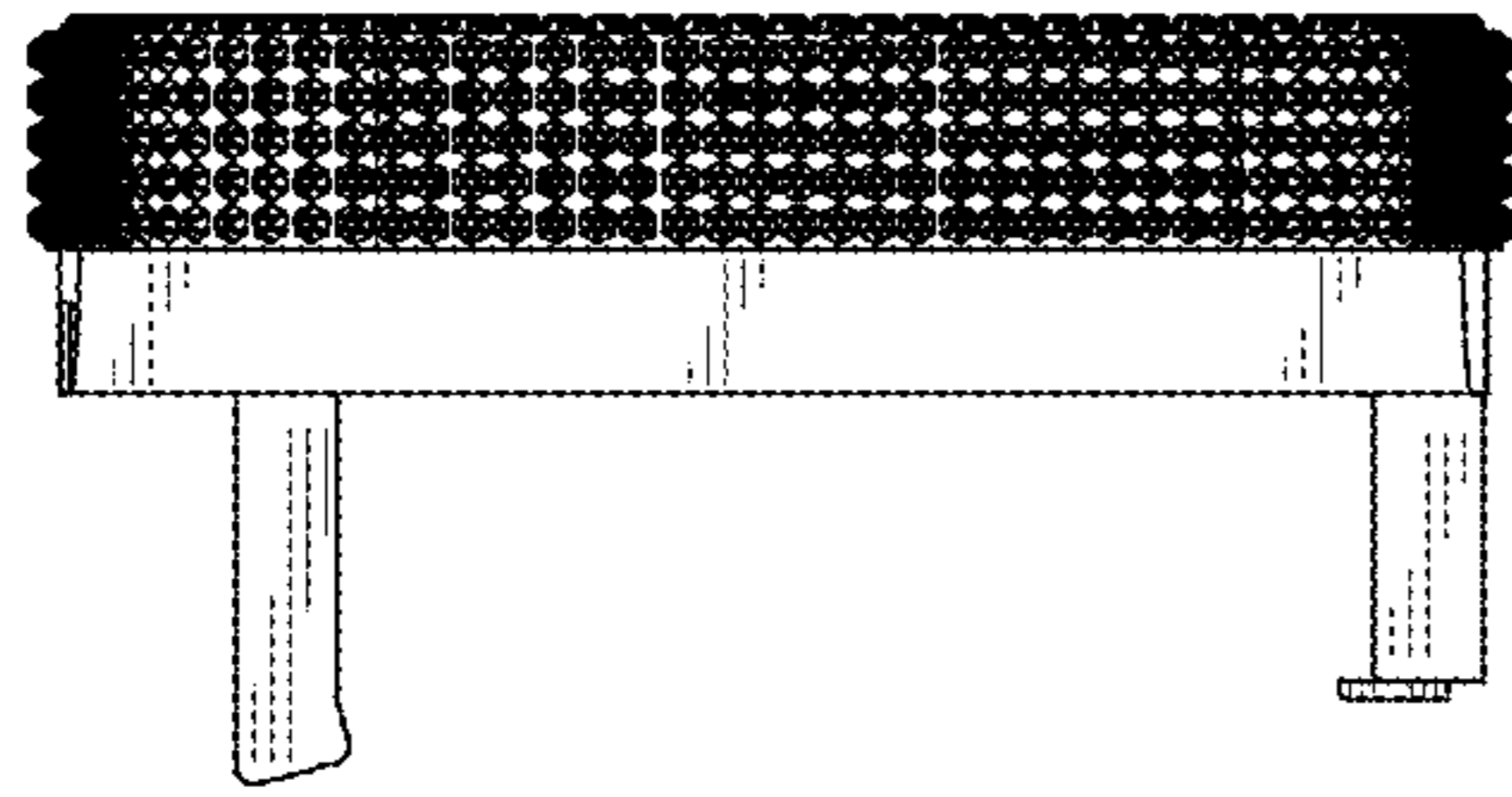


FIG.5

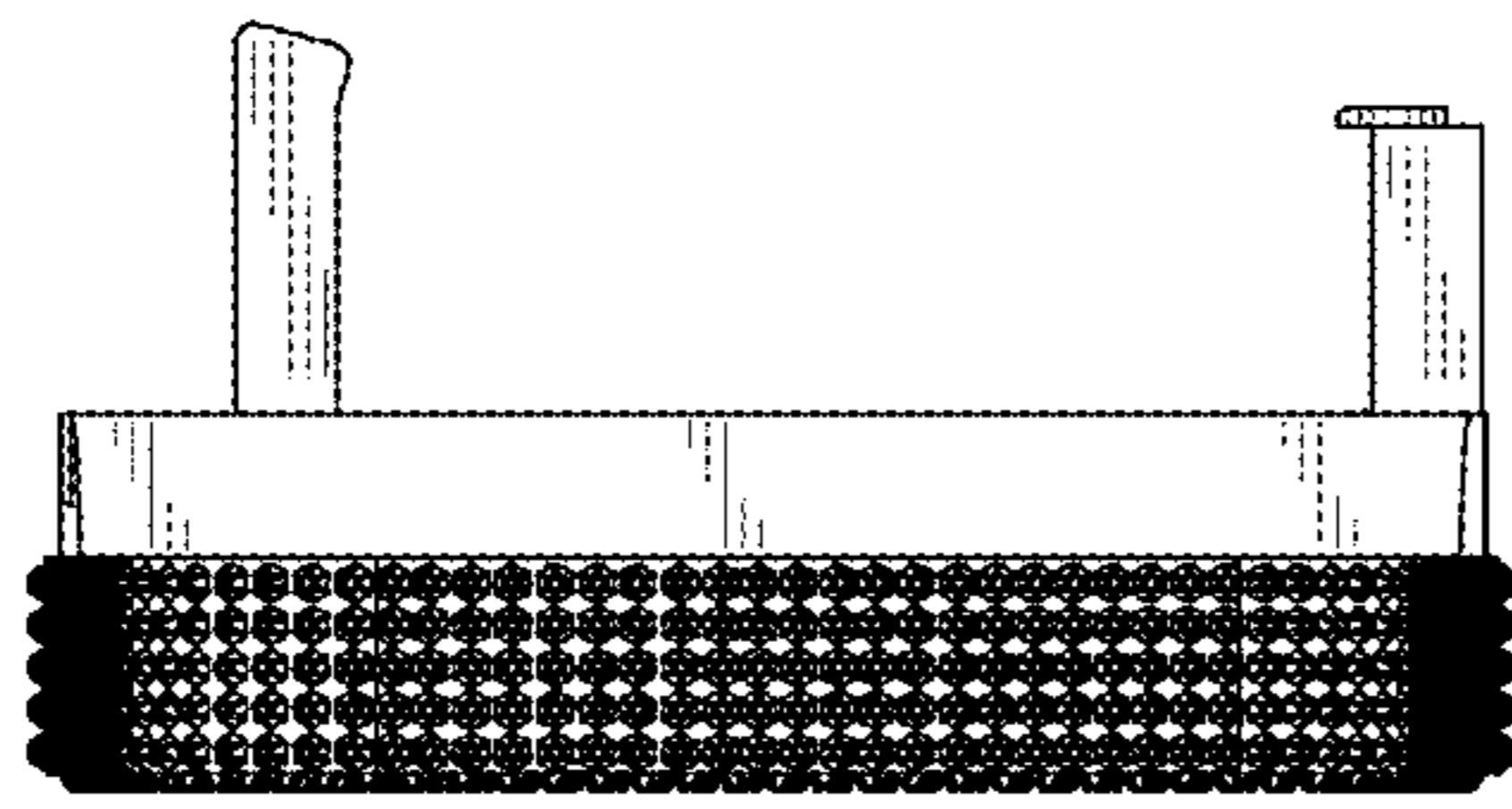


FIG.6




FIG.7

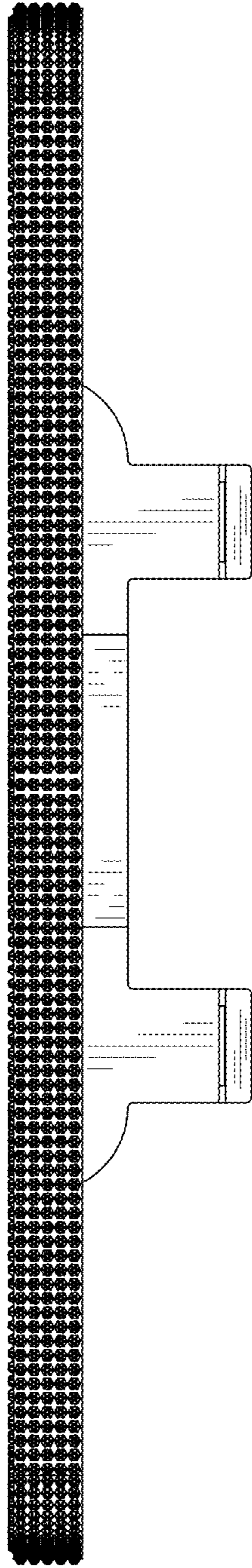


FIG.8