



US00D949746S

(12) **United States Design Patent** (10) **Patent No.:** **US D949,746 S**
Fife (45) **Date of Patent:** **** *Apr. 26, 2022**

(54) **RV LEVELER**
(71) Applicant: **ETN Capital LLC**, Sanford, NC (US)
(72) Inventor: **Taylor Fife**, Santa Cruz, CA (US)
(*) Notice: This patent is subject to a terminal disclaimer.
(**) Term: **15 Years**
(21) Appl. No.: **29/670,356**
(22) Filed: **Nov. 15, 2018**
(51) **LOC (13) Cl.** **12-16**
(52) **U.S. Cl.**
USPC **D12/106**
(58) **Field of Classification Search**
USPC D12/19, 129, 100-106, 111-112, 162;
D21/425, 435; D34/21-26, 12, 16-19
CPC . B62D 35/02; B62D 35/00; B60P 3/10; B60P
3/1033; A62B 3/005
See application file for complete search history.

(56) **References Cited**
U.S. PATENT DOCUMENTS
2,450,648 A * 10/1948 Felzer B66F 7/243
254/88
4,103,870 A * 8/1978 Murakami B60C 27/00
152/213 R
D365,908 S * 1/1996 Pesznecker B65D 81/057
D34/32

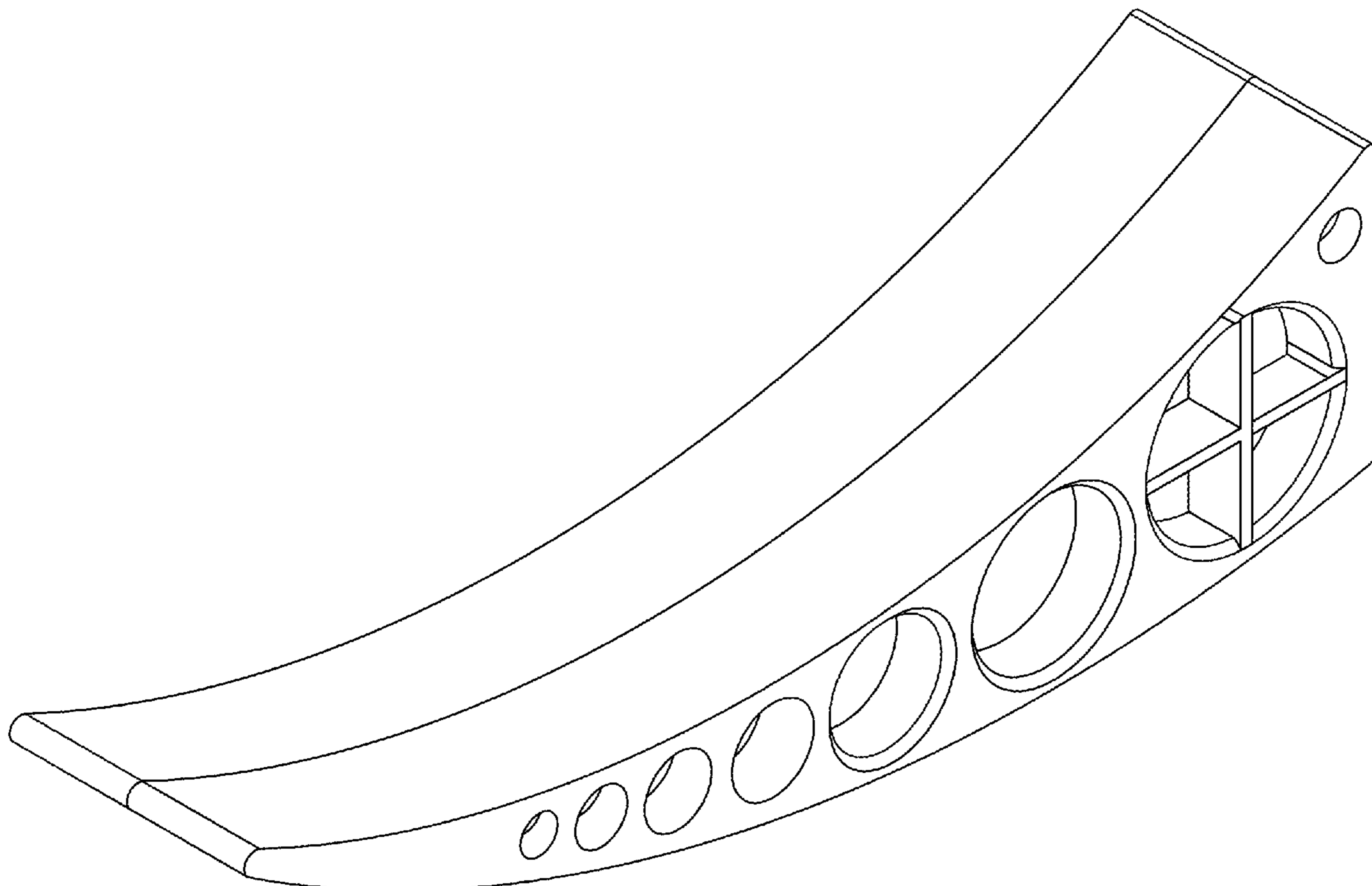
D384,483 S * 9/1997 Buckman B62B 5/0006
D34/32
D511,734 S * 11/2005 Moore E04F 19/0486
D12/217
D567,471 S * 4/2008 Haimoff D34/33
D705,514 S * 5/2014 Tai D34/32
D725,748 S * 3/2015 Lake D23/259
D801,798 S * 11/2017 Teng D8/403
2011/0094174 A1* 4/2011 Meahl E04F 19/04
52/288.1

* cited by examiner
Primary Examiner — Katrina A Betton
(74) *Attorney, Agent, or Firm* — Richard Eldredge;
Leavitt & Eldredge Law Firm

(57) **CLAIM**
The ornamental design for a RV leveler, as shown and described.

DESCRIPTION
FIG. 1 is a perspective view of an RV leveler showing my new design;
FIG. 2 is a left view of the RV leveler.
FIG. 3 is a right view of the RV leveler.
FIG. 4 is a top view of the RV leveler.
FIG. 5 is a bottom view of the RV leveler.
FIG. 6 is a front view of the RV leveler; and,
FIG. 7 is a back view of the RV leveler.
In the drawings, the broken lines depict portions of the article that form no part of the claimed design.

1 Claim, 7 Drawing Sheets






FIG. 1

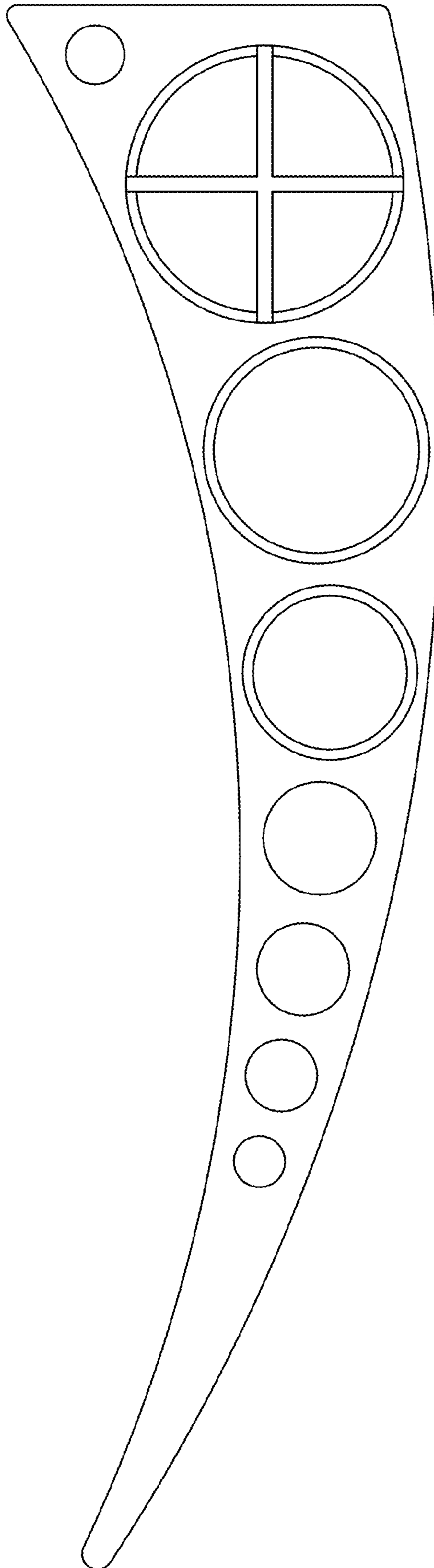


FIG. 2

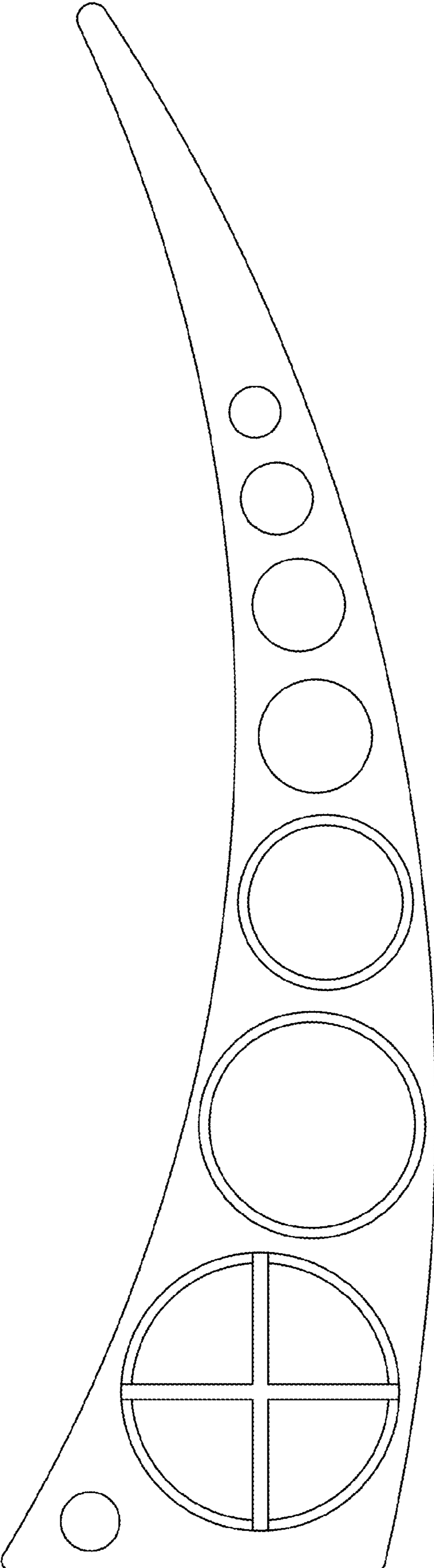


FIG. 3

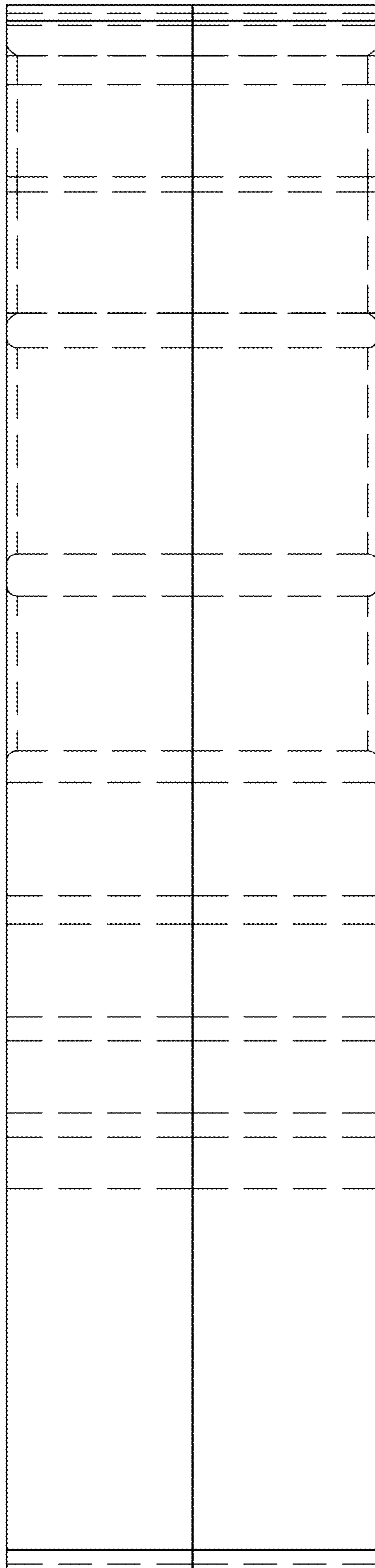


FIG. 4

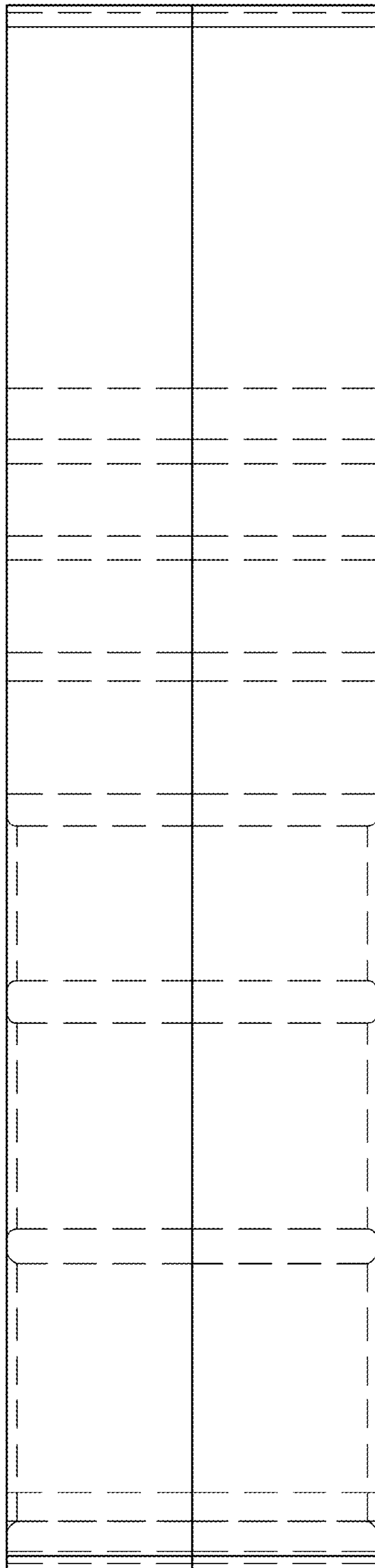


FIG. 5

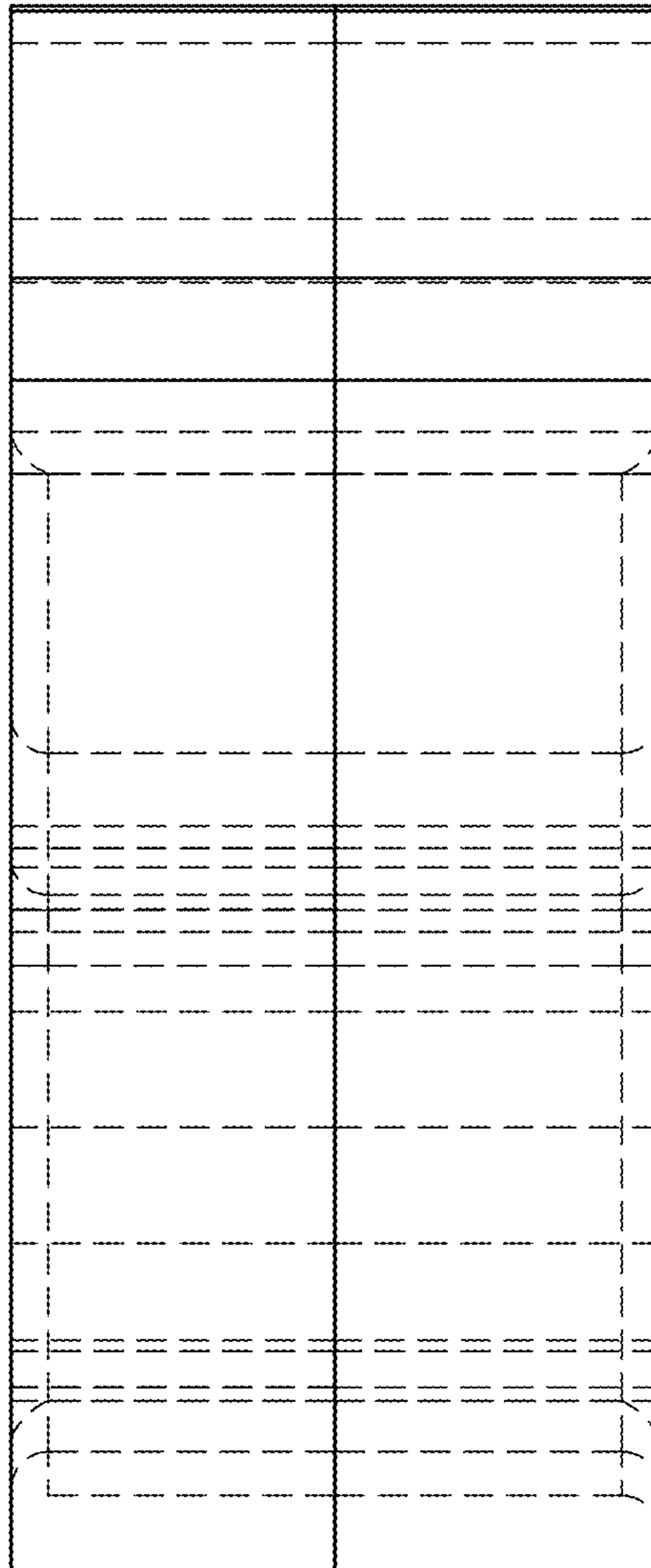


FIG. 6

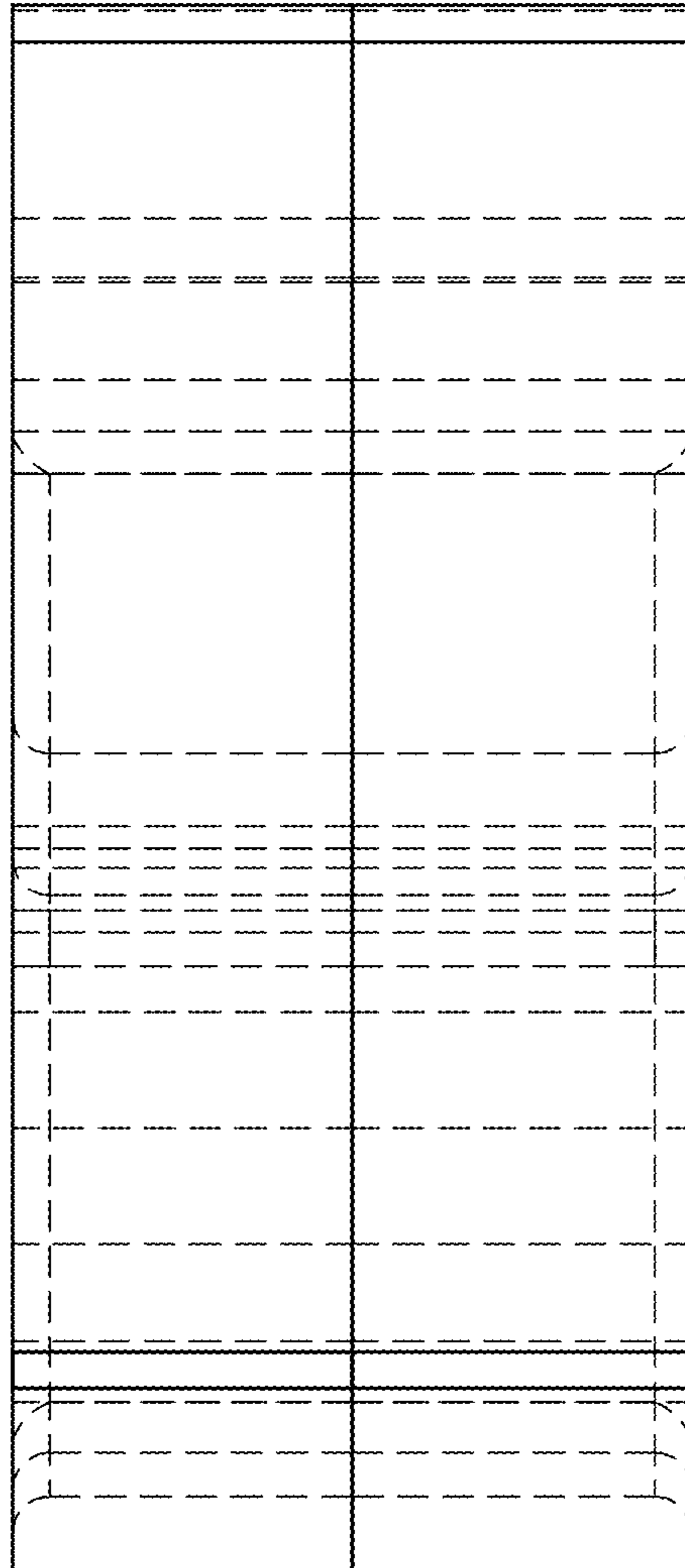


FIG. 7