



US00D949704S

(12) **United States Design Patent** (10) **Patent No.:** **US D949,704 S**
Rosenberg et al. (45) **Date of Patent:** **** Apr. 26, 2022**

(54) **PACKAGING**

B65D 31/10; B65D 47/00; B65D 47/06;
B65D 35/00; B65D 35/38

(71) Applicant: **Tonistry International**, Dublin (IE)

See application file for complete search history.

(72) Inventors: **Alon Rosenberg**, Boca Raton, FL (US);
Abraham Milstein, Rehovot (IL); **Ava Marie Firth**, Nottinghamshire (GB);
Simon Van Dalsem, Alkmaar (NL);
Arie Halpern, Pully (CH)

(56) **References Cited**

U.S. PATENT DOCUMENTS

D463,266 S *	9/2002	Zappa	D9/710
D502,092 S *	2/2005	Berman	D9/708
D532,703 S *	11/2006	Wild	D9/708
D769,129 S *	10/2016	Patterson	D9/708
D809,401 S *	2/2018	Wiesman	D9/708
D830,195 S *	10/2018	Wiesman	D9/707
D844,452 S *	4/2019	Panigel	D9/707
D892,554 S *	8/2020	Karl, IV	D7/509

(73) Assignee: **Tonistry International**, Dublin (IE)

* cited by examiner

(**) Term: **15 Years**

Primary Examiner — Abraham Bahta

(21) Appl. No.: **29/749,175**

(22) Filed: **Sep. 3, 2020**

(74) *Attorney, Agent, or Firm* — Fross Zelnick Lehrman & Zissu, P.C.; Charles T. J. Weigell, Esq.

(51) **LOC (13) Cl.** **09-05**

(52) **U.S. Cl.**
USPC **D9/709**

(57) **CLAIM**

The ornamental design for a packaging, as shown and described.


(58) **Field of Classification Search**

USPC D9/702-714, 720-722, 414, 434-435,
D9/696, 716, 771, 447, 516-517,
D9/738-747, 544, 520-521, 442, 444,
D9/525; D24/118, 207, 108; 383/6, 9,
383/22, 96, 61.1, 80-81, 104, 901, 63,
383/203, 107, 119-120, 123, 61.2, 44;
220/675, 495.03; 215/381-385, 400, 328,
215/316; 206/484; D3/202; 428/34.3;
222/92, 215, 95, 107; 604/408, 403, 415
CPC ... B65D 1/00; B65D 1/02; B65D 1/09; B65D
1/10; B65D 1/32; B65D 1/0223; B65D
33/00; B65D 33/06; B65D 33/065; B65D
33/14; B65D 33/1683; B65D 33/12;

DESCRIPTION

FIG. 1 is a front perspective view of a packaging showing our new design;
FIG. 2 is a front view thereof;
FIG. 3 is a back view thereof;
FIG. 4 is a right side view thereof;
FIG. 5 is a left side view thereof;
FIG. 6 is a top view thereof; and,
FIG. 7 is a bottom view thereof.

1 Claim, 5 Drawing Sheets






FIG. 1



FIG. 2



FIG. 3

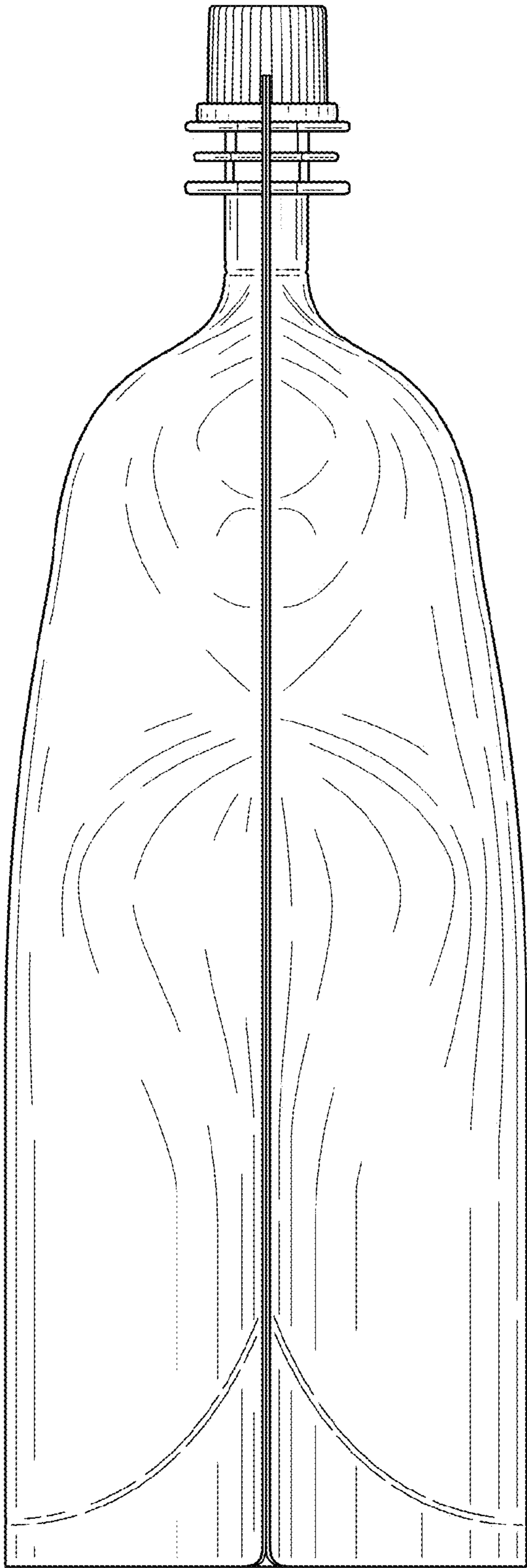


FIG. 4

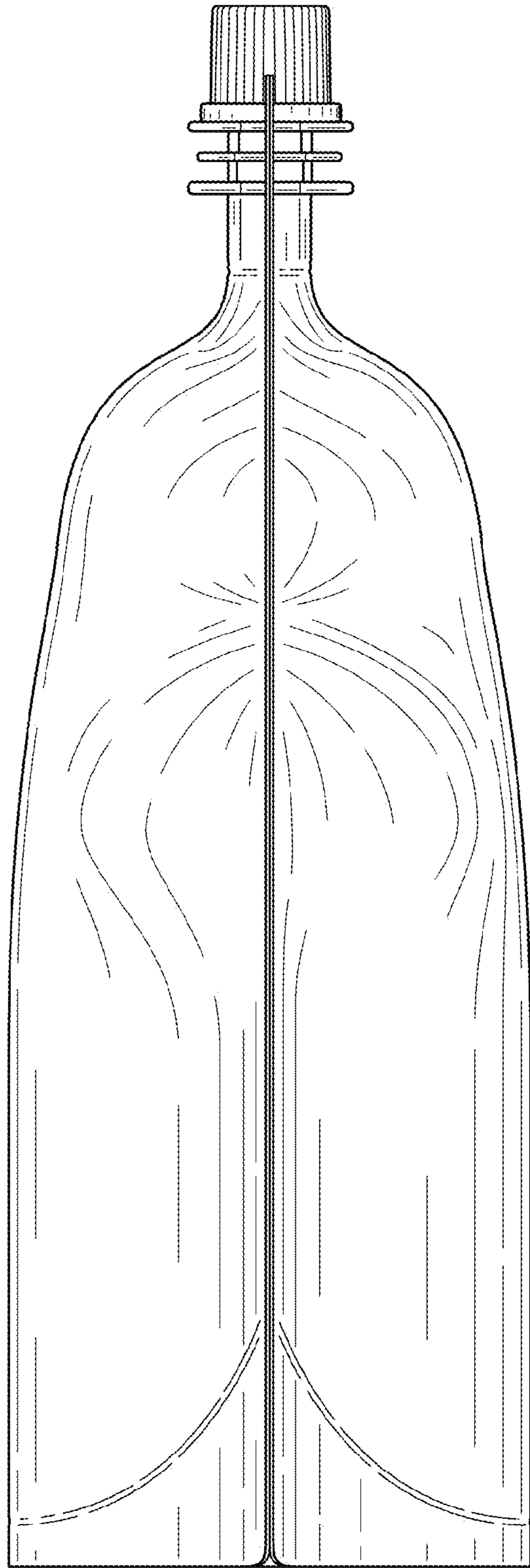


FIG. 5

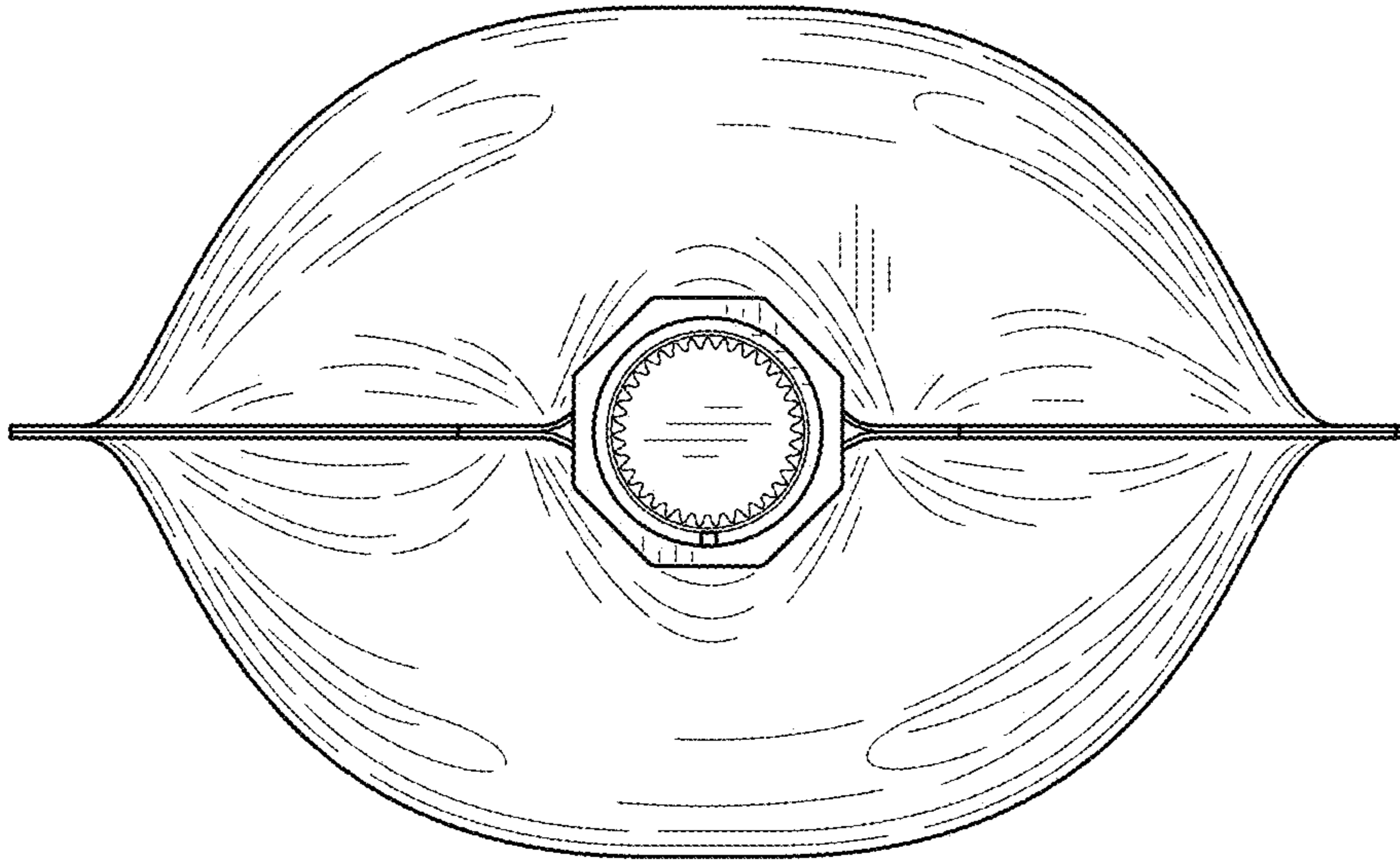


FIG. 6

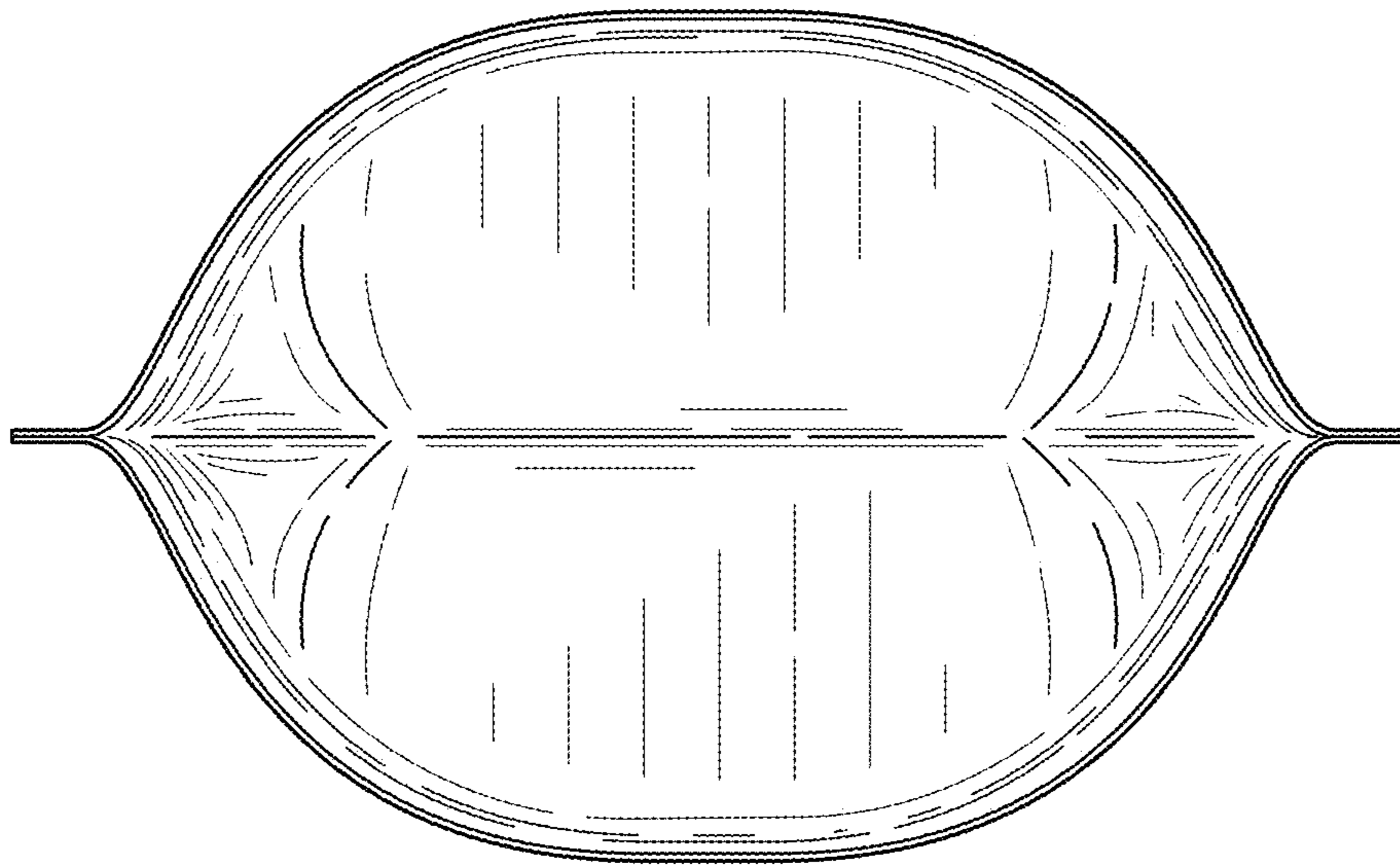


FIG. 7