



US00D949678S

(12) **United States Design Patent**
Grabowski

(10) **Patent No.:** **US D949,678 S**
(45) **Date of Patent:** **** Apr. 26, 2022**

(54) **CLIP**

FOREIGN PATENT DOCUMENTS

(71) Applicant: **Buckshot Manufacturing, LLC**,
Leland, NC (US)

BX 88032-001 * 4/2019
CN 303975686 * 12/2016

(Continued)

(72) Inventor: **William A. Grabowski**, Leland, NC
(US)

OTHER PUBLICATIONS

(73) Assignee: **Buckshot Manufacturing LLC**,
Leland, NC (US)

Net Worl Sports, Net Clips (https://www.networldsports.com/net-clips-black-pack-of-80.html?gclid=Cj0KCQjwzZj2BRDVARIsABs319J6QB2P_kvHf1CttNW7m8x4W44izt1Zi_QVi_hUr19BRX3jdkAtA58aAnlVEALw_wcB), accessed prior to May 2020, 8 pages.

(**) Term: **15 Years**

(21) Appl. No.: **29/758,285**

(22) Filed: **Nov. 13, 2020**

Primary Examiner — Sheryl Lane

(51) **LOC (13) Cl.** **08-08**

Assistant Examiner — Ieisha N Price

(52) **U.S. Cl.**
USPC **D8/395**

(74) *Attorney, Agent, or Firm* — Ward and Smith, P.A.;
Ryan K. Simmons

(58) **Field of Classification Search**
USPC D8/395, 394, 382, 349, 354
CPC ... A63B 21/0557; A01M 31/00; A01M 31/02;
F16B 2/20; F16B 5/06; F16B 5/12; F16B
7/04; F16B 7/0433
See application file for complete search history.

(57) **CLAIM**

The ornamental design for a clip, as shown and described.

(56) **References Cited**

DESCRIPTION

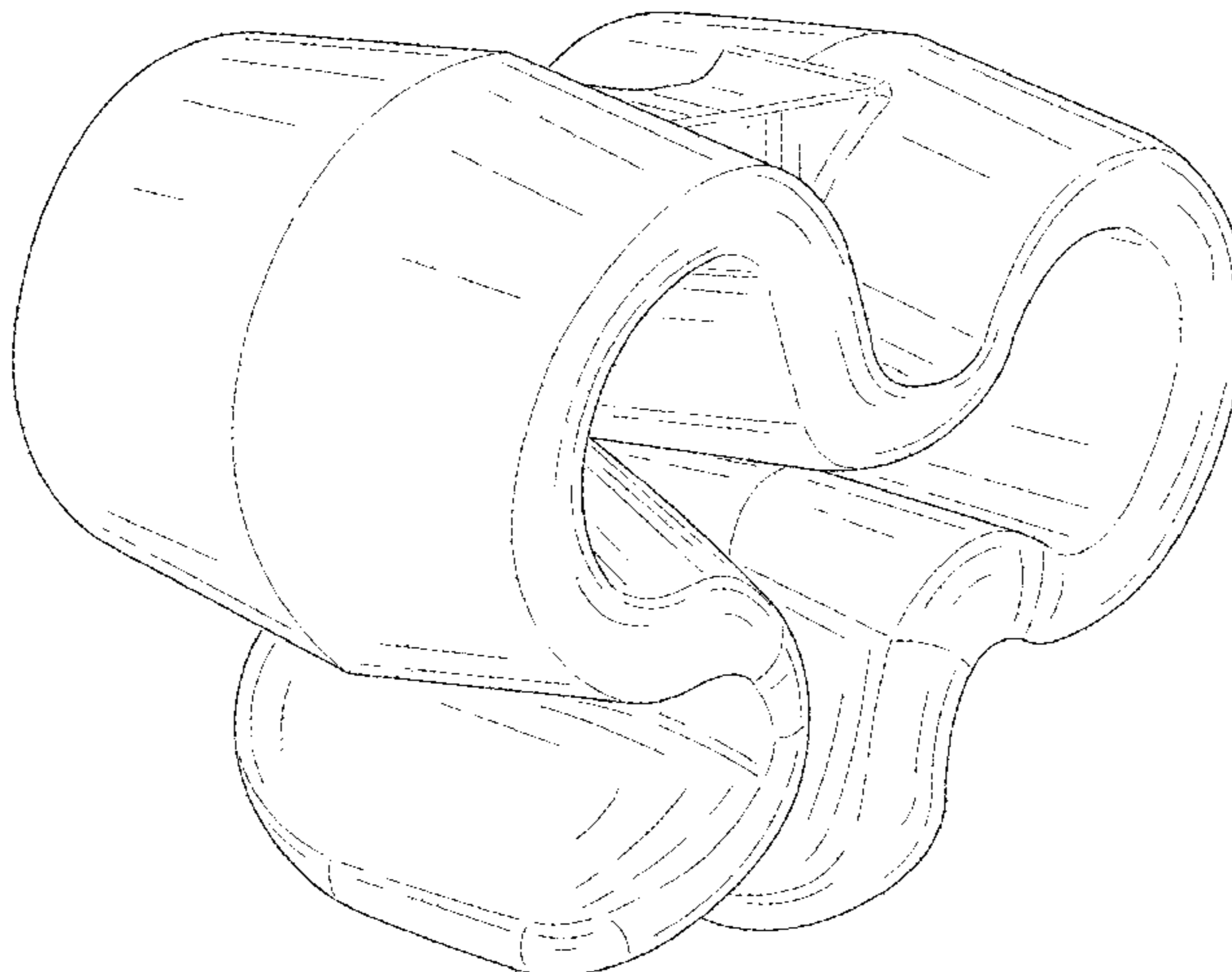
U.S. PATENT DOCUMENTS

D230,567 S * 3/1974 Armstrong D8/395
4,066,373 A * 1/1978 Workman F16B 7/0433
24/339
4,224,721 A * 9/1980 Ohlson F16B 7/0433
248/68.1
4,406,042 A * 9/1983 McPhee F16G 11/103
24/130
D305,611 S * 1/1990 Herzog D8/395
5,331,725 A * 7/1994 Chou F16B 2/22
24/339
5,476,266 A * 12/1995 Caruso A63B 63/004
160/330
5,575,446 A * 11/1996 Swenson A47G 33/10
248/306
D376,973 S * 12/1996 Brown D8/395
D406,749 S * 3/1999 Selk D8/356

FIG. 1 is a perspective view of a clip showing a new design; FIG. 2 is a front elevation view thereof, the rear view being a mirror image thereof; FIG. 3 is a left side elevation view thereof, the right side being a mirror image thereof; FIG. 4 is a top plan view thereof; FIG. 5 is a bottom plan view thereof; FIG. 6 is a top front perspective view of the clip of FIG. 1 shown in an installed configuration; and, FIG. 7 is a bottom rear perspective view of the clip of FIG. 1 shown in an installed configuration. In the drawings the dash-dash broken lines are for the purpose of illustrating environment only and form no part of the claimed design.

(Continued)

1 Claim, 7 Drawing Sheets



(56)

References Cited

U.S. PATENT DOCUMENTS

D420,568 S * 2/2000 Repmann D8/382
 6,405,414 B1 * 6/2002 Byrnes A61M 25/00
 24/339
 D516,904 S * 3/2006 Kendrick D8/395
 D522,352 S * 6/2006 Van Straaten D8/395
 D578,383 S * 10/2008 Adams D8/367
 D581,255 S * 11/2008 Calvin D8/356
 D600,544 S * 9/2009 Klaus D8/395
 D601,412 S * 10/2009 Brown D8/395
 D631,740 S * 2/2011 Wood D8/396
 D636,661 S * 4/2011 Marmas D8/395
 D696,576 S * 12/2013 Ng D8/394
 8,733,293 B2 * 5/2014 Link A01K 3/00
 24/339
 D717,157 S * 11/2014 Widdows D8/356
 9,273,803 B2 * 3/2016 Adams F16L 3/127
 9,446,279 B1 * 9/2016 Yelvington A61F 13/06
 D791,558 S * 7/2017 Carpio D8/1
 9,903,511 B2 * 2/2018 Vermillion F16L 3/137
 D836,428 S * 12/2018 Pittman D8/382
 D840,795 S * 2/2019 Tribbett B65D 63/109
 D8/356
 D841,451 S * 2/2019 McGugan D8/395

D862,216 S * 10/2019 Martin D8/395
 10,485,188 B2 * 11/2019 Carter E04H 17/12
 D871,191 S * 12/2019 Mogensen D8/382
 D872,821 S * 1/2020 McDonald D22/108
 10,674,679 B2 * 6/2020 Torres Carpio A01G 17/10
 D892,607 S * 8/2020 Boscarello D8/394
 D906,790 S * 1/2021 Ng D8/356
 D931,085 S * 9/2021 Paik D8/356
 2004/0238698 A1 * 12/2004 Sheryk F16B 5/0685
 248/74.2
 2017/0122353 A1 * 5/2017 Halliburton G01F 23/284
 2019/0234535 A1 * 8/2019 Reznar F16C 11/0604
 2020/0205397 A1 * 7/2020 Adams A45F 3/26

FOREIGN PATENT DOCUMENTS

CN 305884132 * 6/2020
 GB 1026585 * 12/1985
 GB 1057088 * 9/1989
 GB 2035376 * 4/1994
 GB 2083712 * 7/1999
 GB 4017509 * 11/2010
 KR 300683651.0000 * 3/2013
 WO WOD202368-001 * 8/2019

* cited by examiner

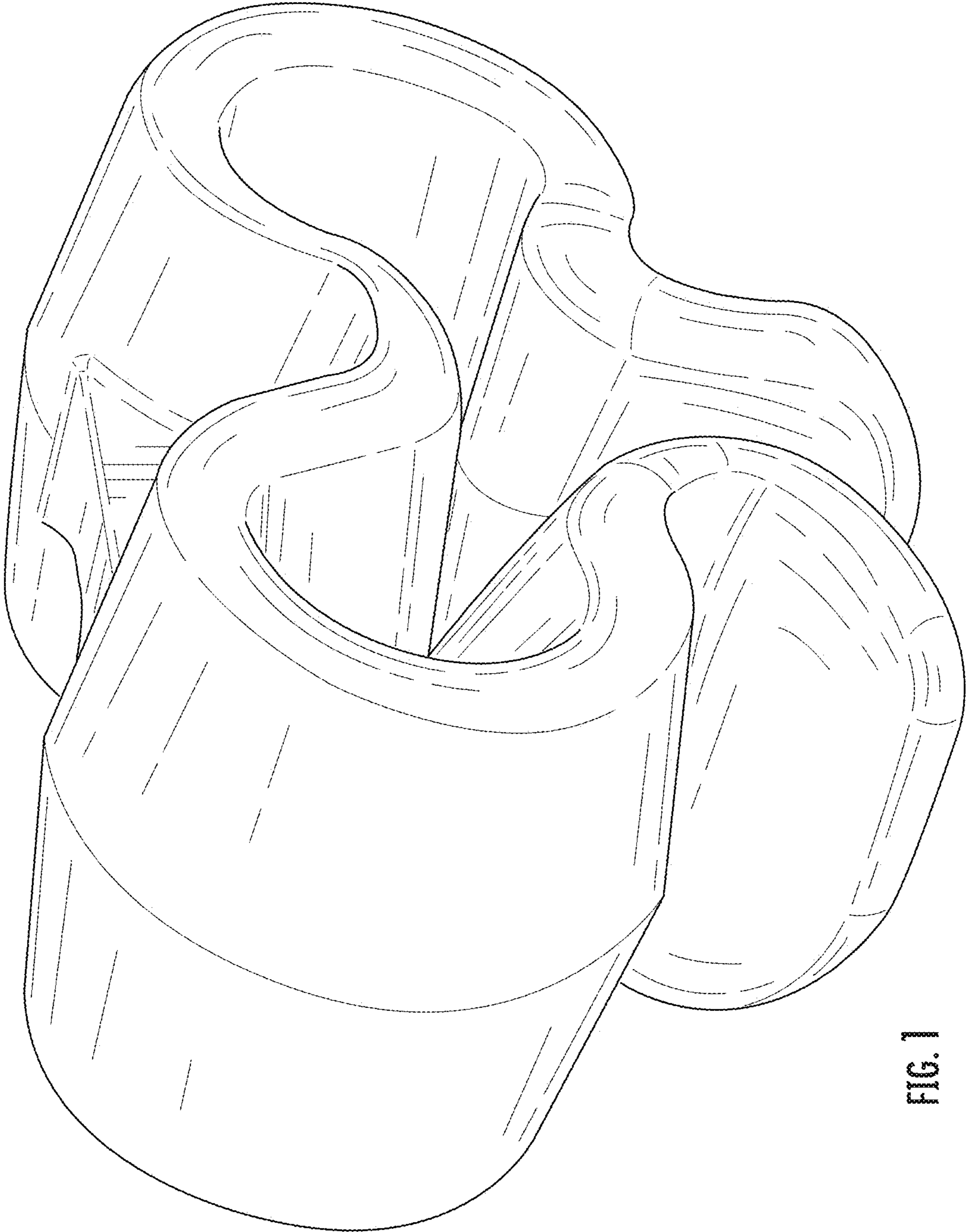


FIG. 1

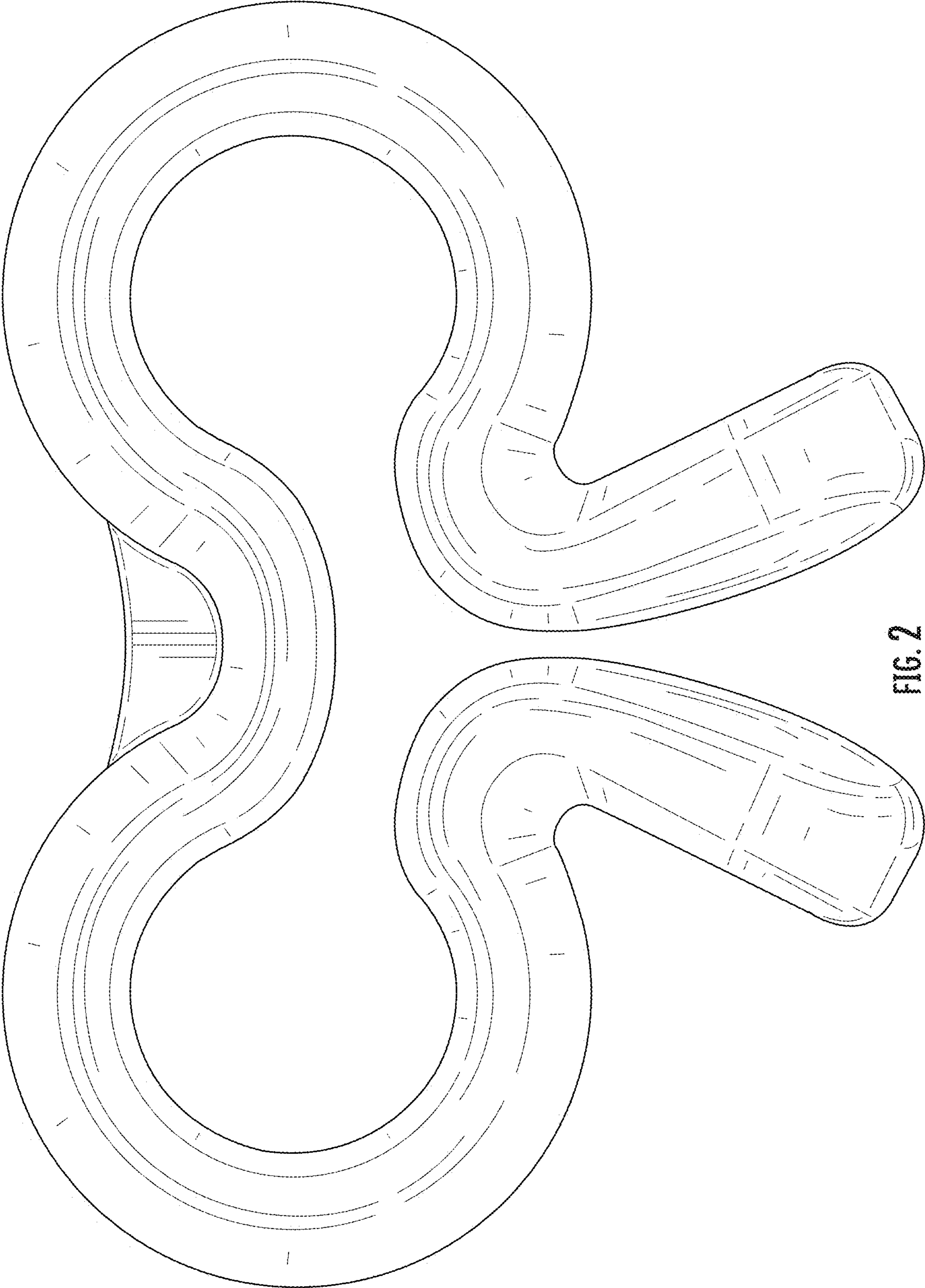


FIG. 2

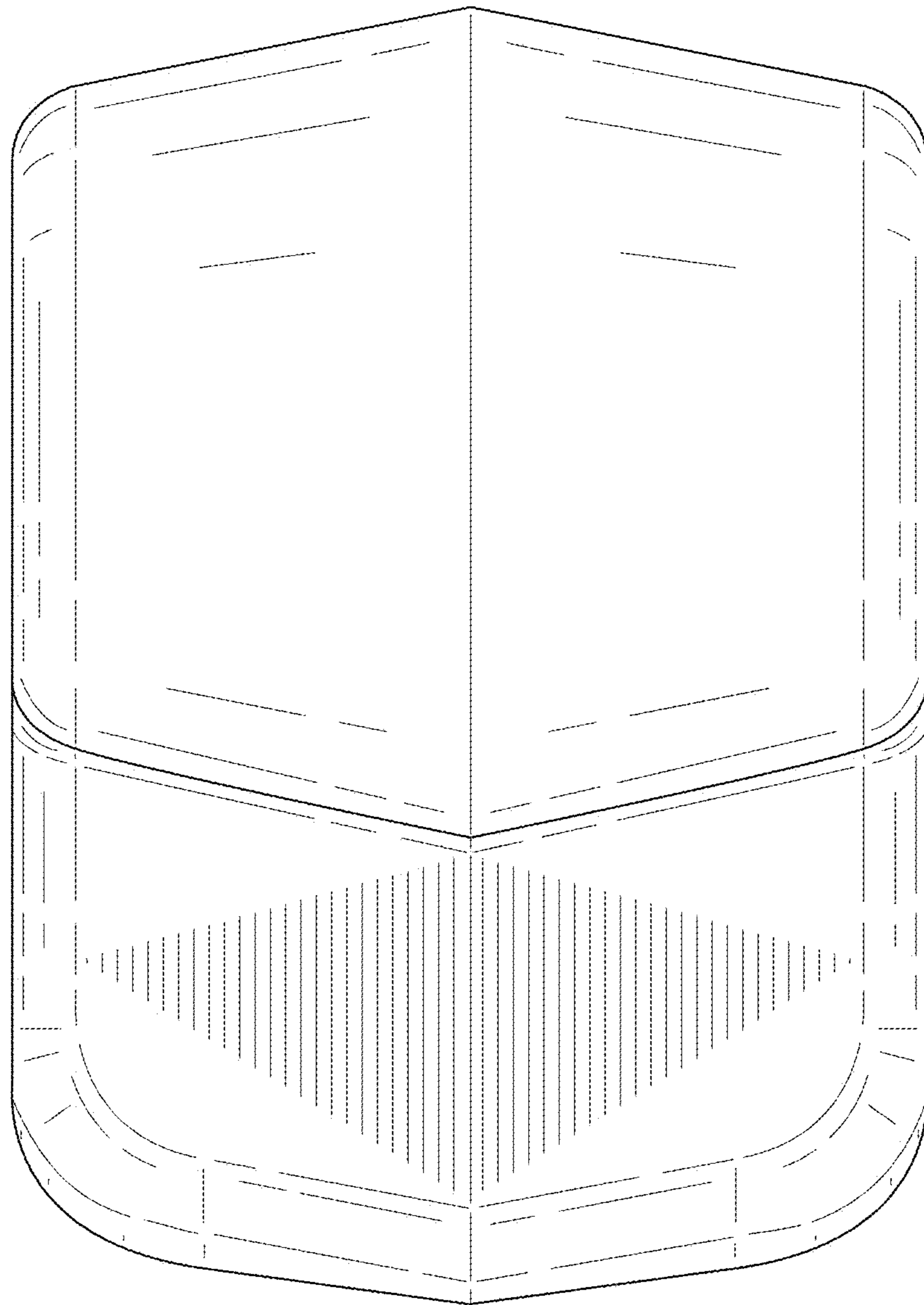


FIG. 3




FIG. 4




FIG. 5

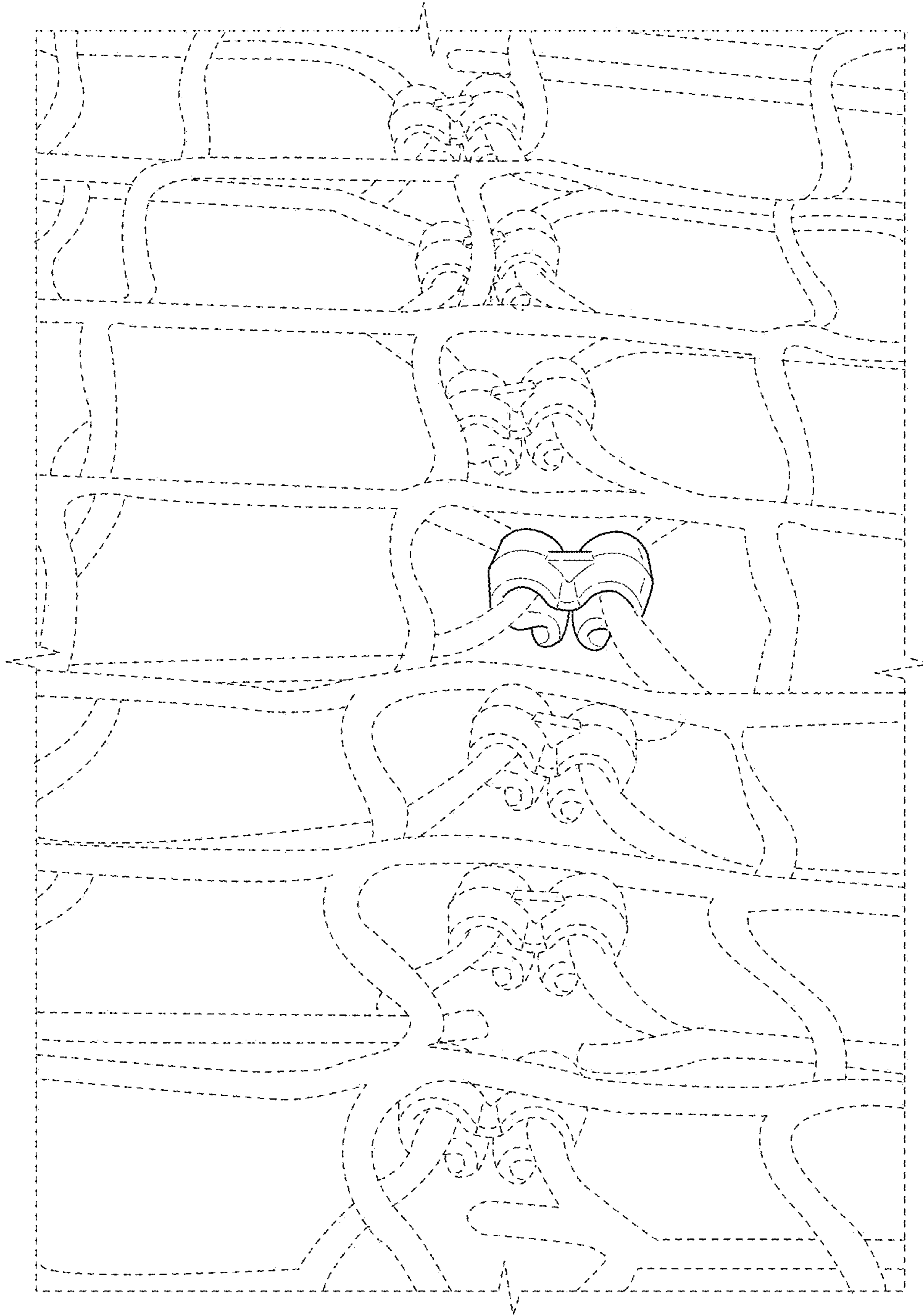


FIG. 6

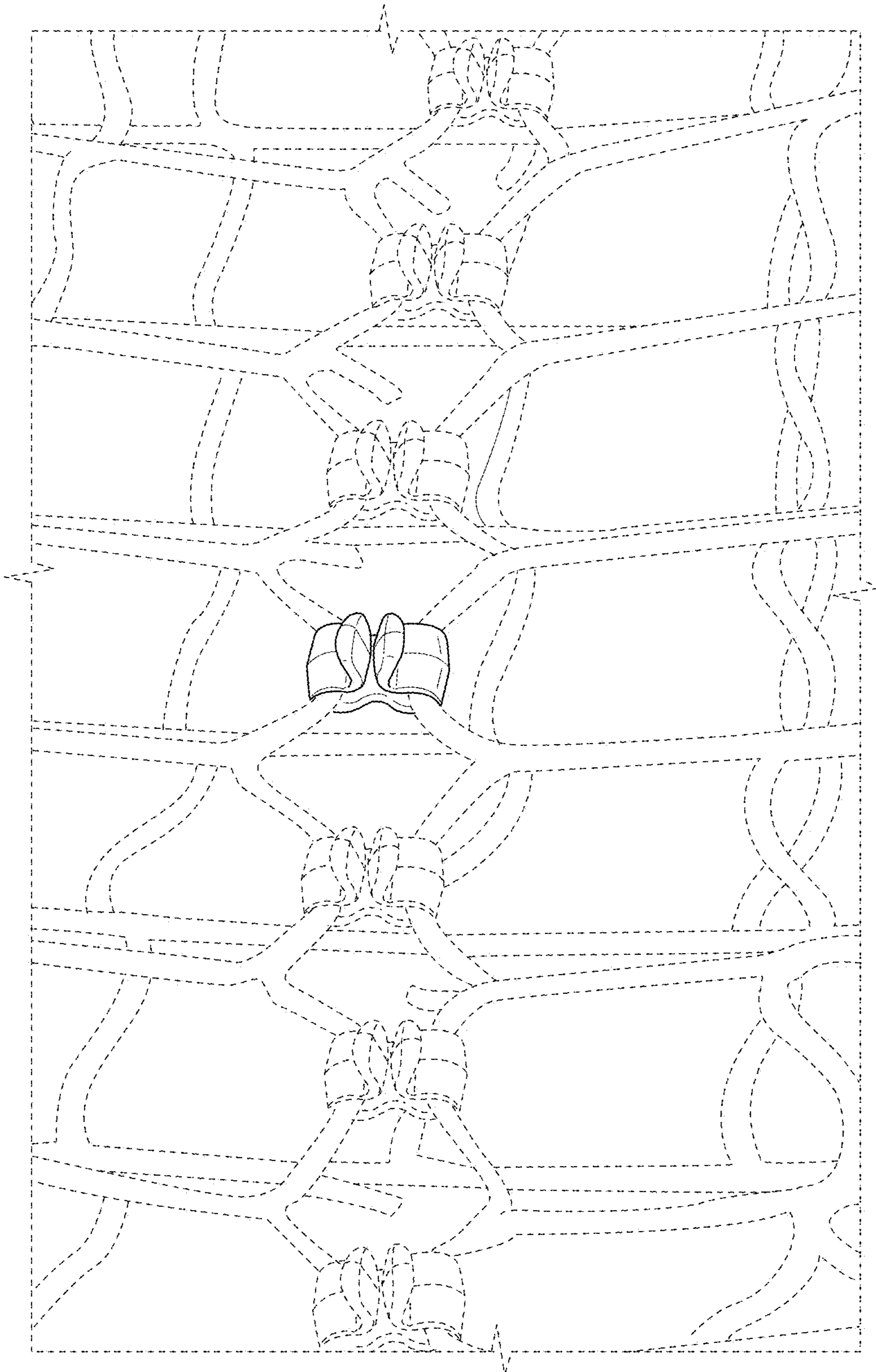


FIG. 7