

US00D949659S

(12) **United States Design Patent**
Hillman et al.

(10) **Patent No.:** **US D949,659 S**

(45) **Date of Patent:** **** Apr. 26, 2022**

(54) **MULTI-TOOL**

(71) Applicant: **DEVIL DOG CONCEPTS, LLC**,
Binghamton, NY (US)

(72) Inventors: **Camaron Hillman**, Binghamton, NY
(US); **Wade Harding**, Owego, NY
(US); **Michael Souza**, Garrison, TX
(US)

(73) Assignee: **DEVIL DOG CONCEPTS, LLC**,
Binghamton, NY (US)

(**) Term: **15 Years**

(21) Appl. No.: **29/756,454**

(22) Filed: **Oct. 28, 2020**

(51) **LOC (13) Cl.** **08-05**

(52) **U.S. Cl.**
USPC **D8/105**; D8/21

(58) **Field of Classification Search**
USPC D8/105, 16-19, 21, 26
CPC F41A 35/00
See application file for complete search history.

(56) **References Cited**

U.S. PATENT DOCUMENTS

D548,552 S *	8/2007	Elkaim	F41A 35/00
				D22/199
D598,723 S *	8/2009	Cheng	D8/17
D601,393 S *	10/2009	Cui	D8/17
D666,883 S *	9/2012	Howard	F41A 35/00
				D8/19
D728,333 S *	5/2015	Sui	D8/21

D742,706 S *	11/2015	Sui	D8/21
D762,096 S *	7/2016	Wilson	D8/27
D772,028 S *	11/2016	Tangreen	D8/17
2019/0285377 A1 *	9/2019	Jacobson	B25B 13/48

* cited by examiner

Primary Examiner — Janice Hallmark

(74) *Attorney, Agent, or Firm* — Eric B. Fugett; Mark A. Pitchford; Pitchford Fugett, PLLC

(57) **CLAIM**

What is claimed is the ornamental design for a multi-tool, as shown and described.

DESCRIPTION

FIG. 1 is an elevated front left-side perspective view of a multi-tool showing our new design.

FIG. 2 is a depressed rear right-side perspective view of the multi-tool of FIG. 1.

FIG. 3 is a left-side elevational view of the multi-tool of FIG. 1.

FIG. 4 is a top plan view of the multi-tool of FIG. 1.

FIG. 5 is a bottom plan view of the multi-tool of FIG. 1.

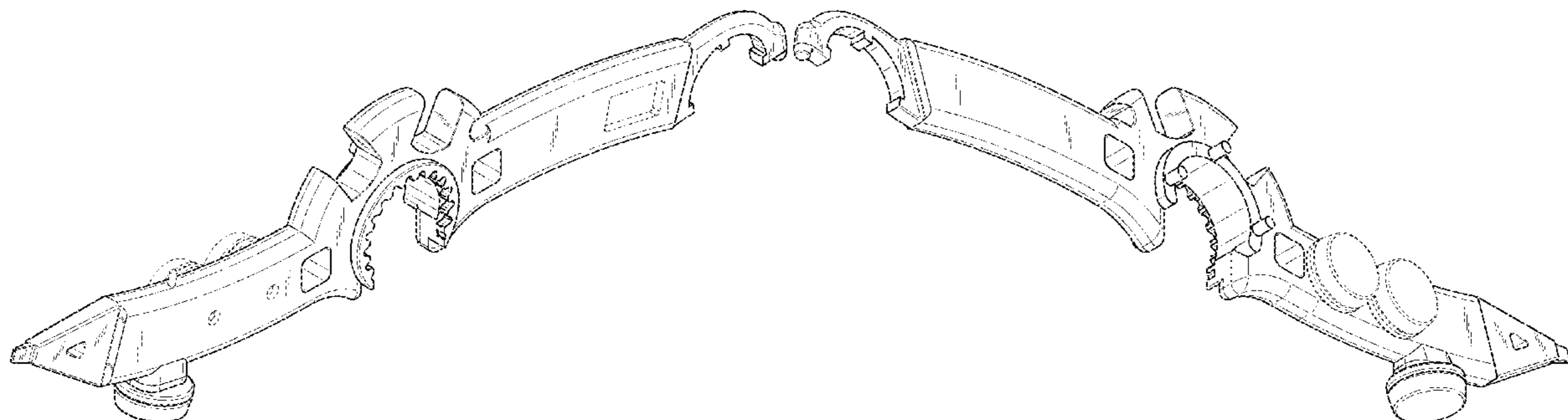
FIG. 6 is a right-side elevational view of the multi-tool of FIG. 1.

FIG. 7 is a front elevational view of the multi-tool of FIG. 1; and,

FIG. 8 is a rear elevational view of the multi-tool of FIG. 1.

The broken lines in the figures depict portions of the multi-tool that form no part of the claimed design.

1 Claim, 4 Drawing Sheets



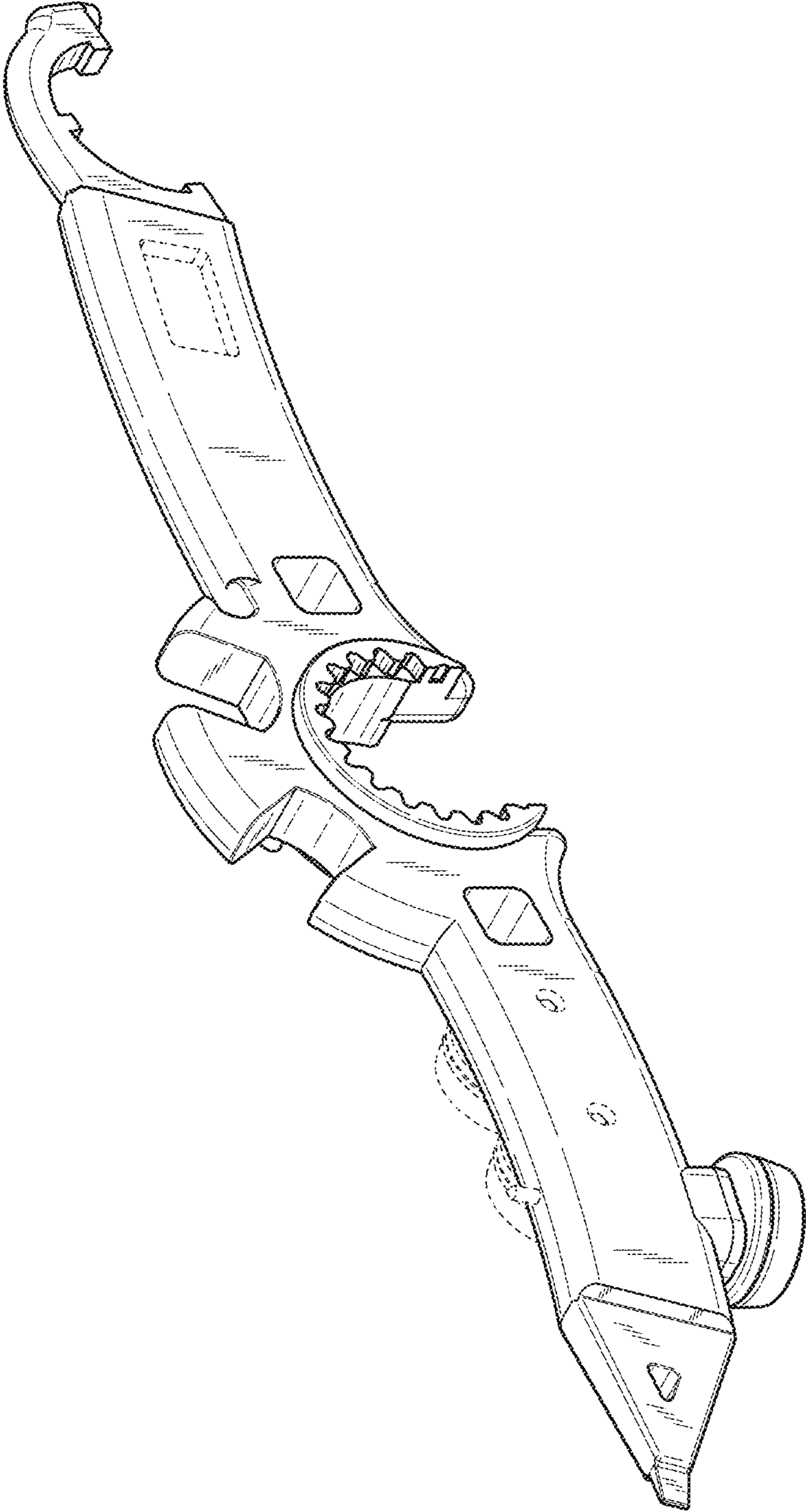


FIG. 1

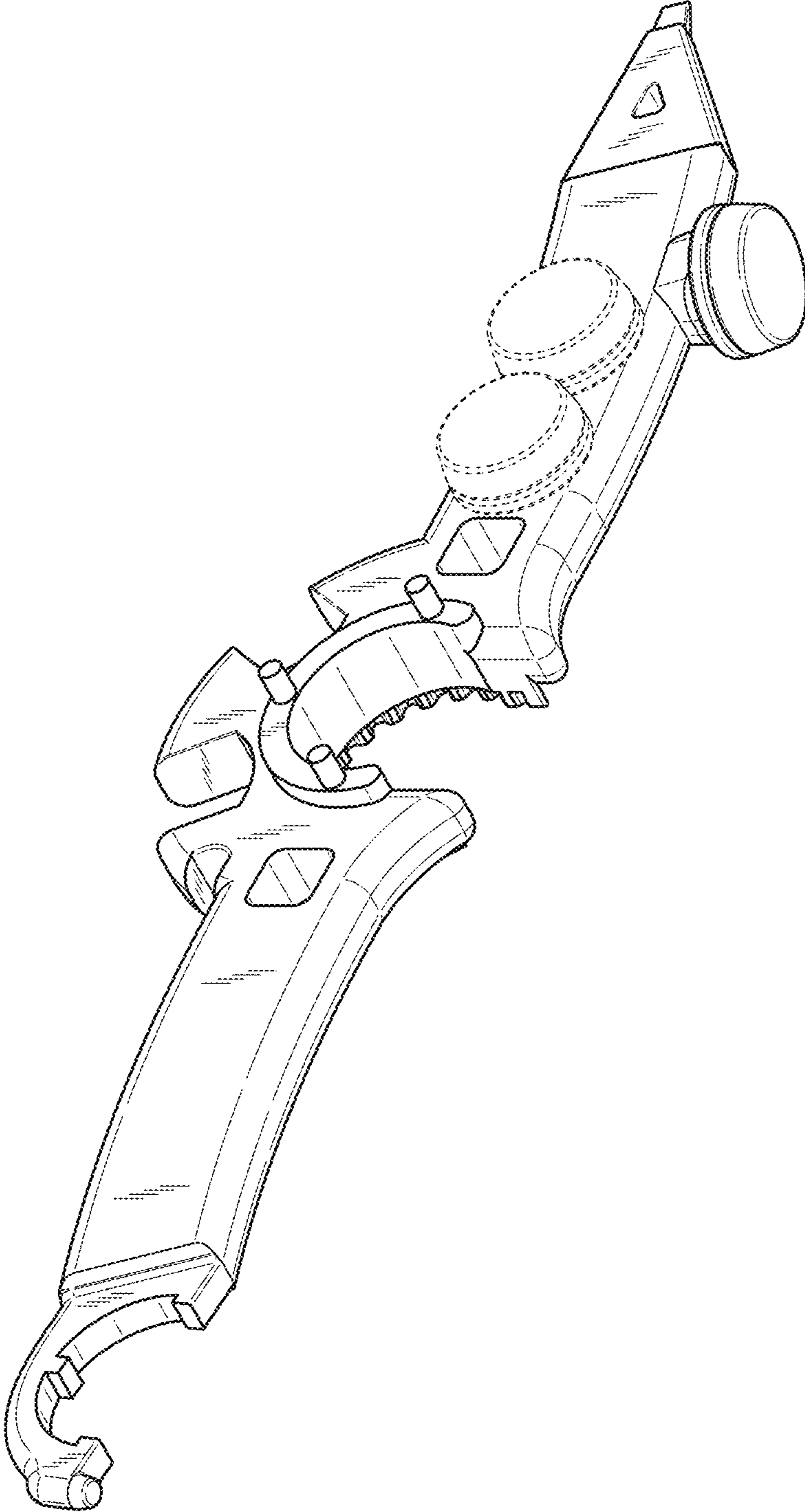


FIG. 2

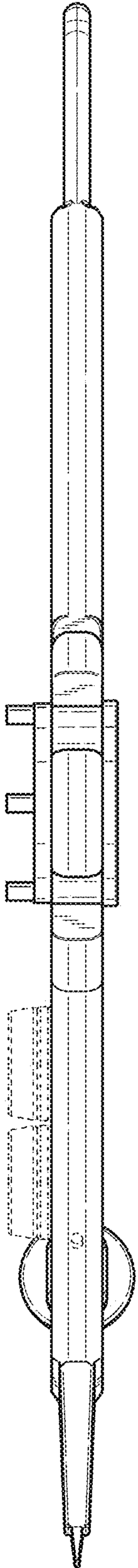


FIG. 4

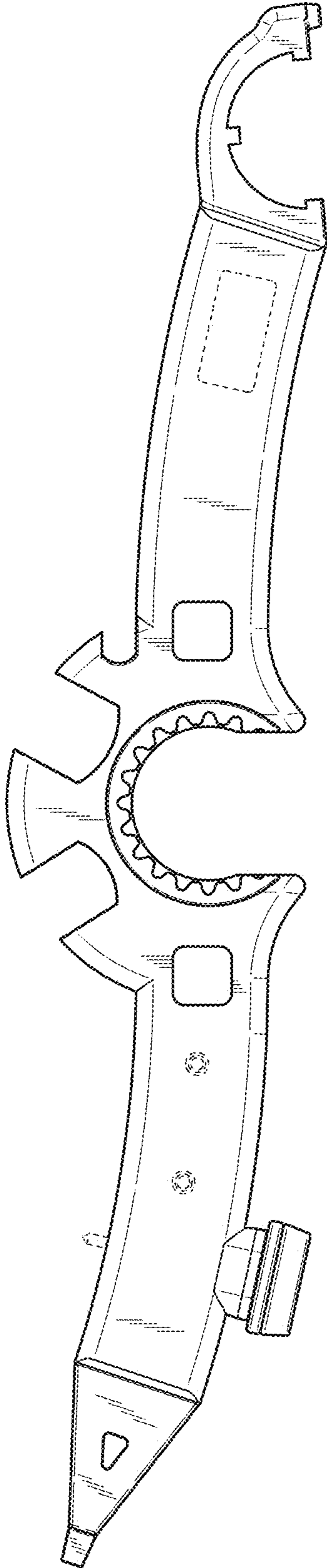


FIG. 3

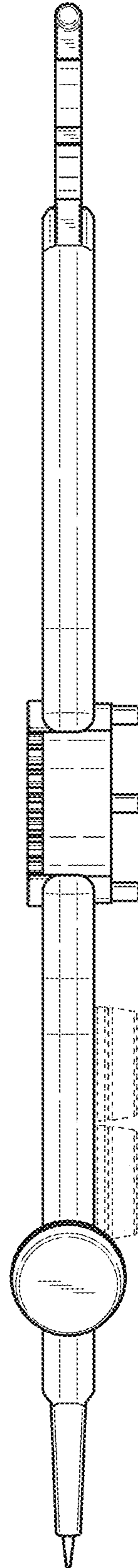


FIG. 5

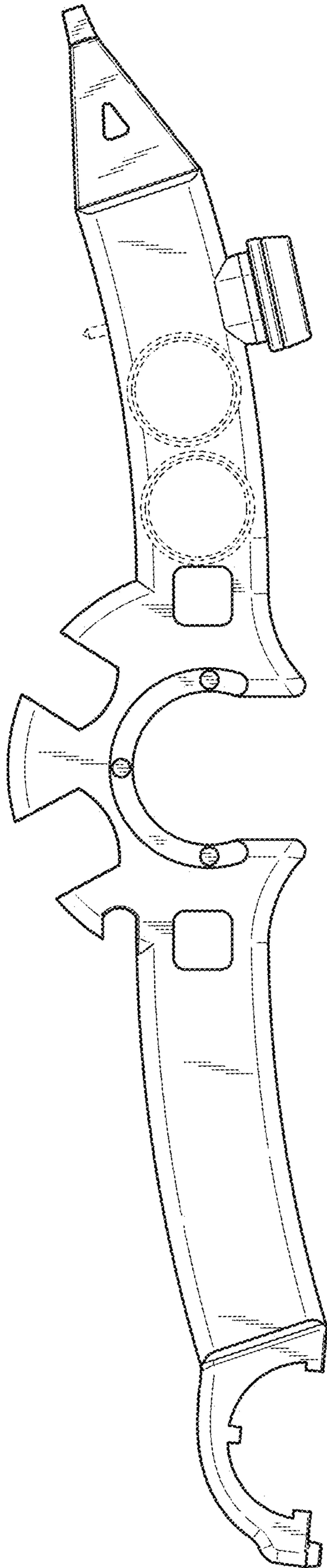


FIG. 6

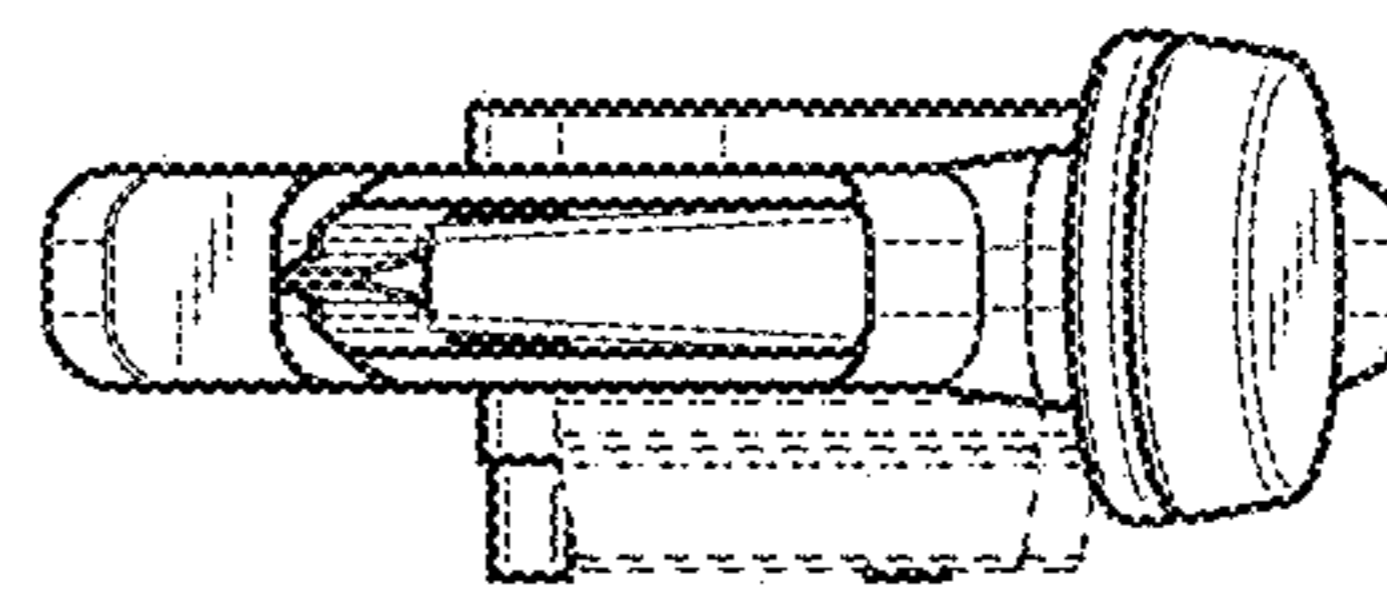


FIG. 7

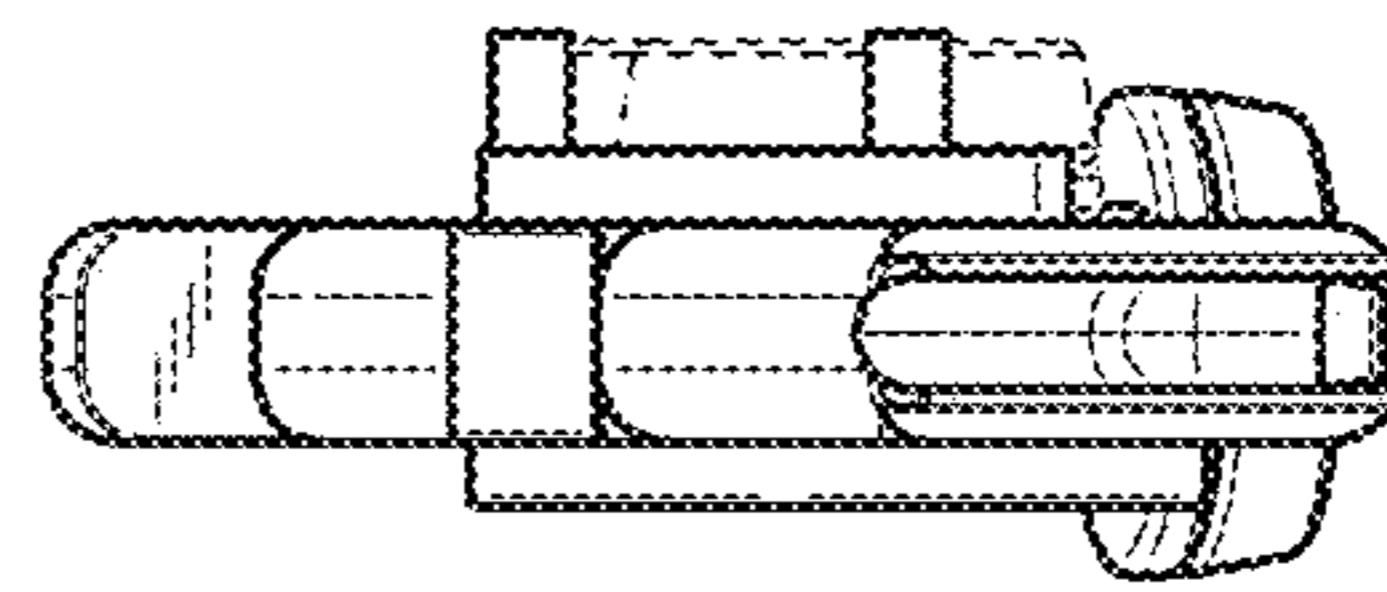


FIG. 8