



US00D949656S

(12) **United States Design Patent**  
**Shen**

(10) **Patent No.:** **US D949,656 S**

(45) **Date of Patent:** **\*\* Apr. 26, 2022**

(54) **MULTI-FUNCTIONAL TOOL**  
(71) Applicant: **Shenzhen Lvkun Business Consulting Co., Ltd., Shenzhen (CN)**  
(72) Inventor: **Tian Shen, Jiujiang (CN)**  
(73) Assignee: **Shenzhen Lvkun Business Consulting Co., Ltd., Shenzhen (CN)**

D630,079 S 1/2011 Seeds et al.  
D811,846 S 3/2018 Johnson et al.  
D814,263 S 4/2018 Johnson et al.  
D848,808 S \* 5/2019 Zhong ..... D8/55  
D924,657 S \* 7/2021 Li ..... D8/105  
D939,303 S \* 12/2021 Peng ..... D8/55

(Continued)

(\*\*) Term: **15 Years**  
(21) Appl. No.: **29/772,411**

(22) Filed: **Mar. 1, 2021**  
(51) **LOC (13) Cl.** ..... **08-05**  
(52) **U.S. Cl.**  
USPC ..... **D8/55**  
(58) **Field of Classification Search**  
USPC ..... D8/51-58, 105  
CPC ..... B25F 1/003  
See application file for complete search history.

**OTHER PUBLICATIONS**

“Multi Tool Pliers Gift for Men—Multitool Pocket Knife 12 in 1 For Fishing Camping Survival Gear Can Opener Tools With Sheath, Father’s Day Gifts Ideas For Dad Men Grandpa Husband Women (Silver Plier)” product listing on Amazon.com. Listed as first available on Jan. 26, 2021. Retrieved on Jan. 14, 2022 (Year: 2021) from [https://www.amazon.com/Multitool-Stocking-Stuffery-Accessories-Survival/dp/B08TZX9V8T/ref=sr\\_1\\_104?keywords=pliers%2Bmultitool&qid=1642196373&sr=8-104&th=1](https://www.amazon.com/Multitool-Stocking-Stuffery-Accessories-Survival/dp/B08TZX9V8T/ref=sr_1_104?keywords=pliers%2Bmultitool&qid=1642196373&sr=8-104&th=1) (Year: 2021).\*

*Primary Examiner* — Deanna L Pratt

(56) **References Cited**

**U.S. PATENT DOCUMENTS**

D371,498 S \* 7/1996 Lai ..... D8/105  
D382,182 S \* 8/1997 Seber ..... D8/105  
D406,509 S \* 3/1999 Rivera ..... D8/55  
D406,997 S \* 3/1999 Robbins ..... D8/55  
D407,616 S \* 4/1999 Seber ..... D8/55  
D410,828 S \* 6/1999 Rivera ..... D8/55  
D414,092 S \* 9/1999 Chang ..... D8/55  
D491,439 S \* 6/2004 Ping ..... D8/107  
D493,346 S \* 7/2004 Ping ..... D8/107  
D497,532 S \* 10/2004 Rivera ..... D8/105  
D498,125 S \* 11/2004 Ping ..... D8/105  
D502,856 S \* 3/2005 Ping ..... D8/107  
D508,640 S \* 8/2005 Ping ..... D8/105  
7,353,736 B2 \* 4/2008 Poehlmann ..... B25F 1/003  
30/161  
D596,911 S \* 7/2009 Carpenter ..... D8/105  
D626,810 S \* 11/2010 Steineckert ..... B25F 1/04  
D8/55  
D627,202 S \* 11/2010 Steineckert ..... D8/55

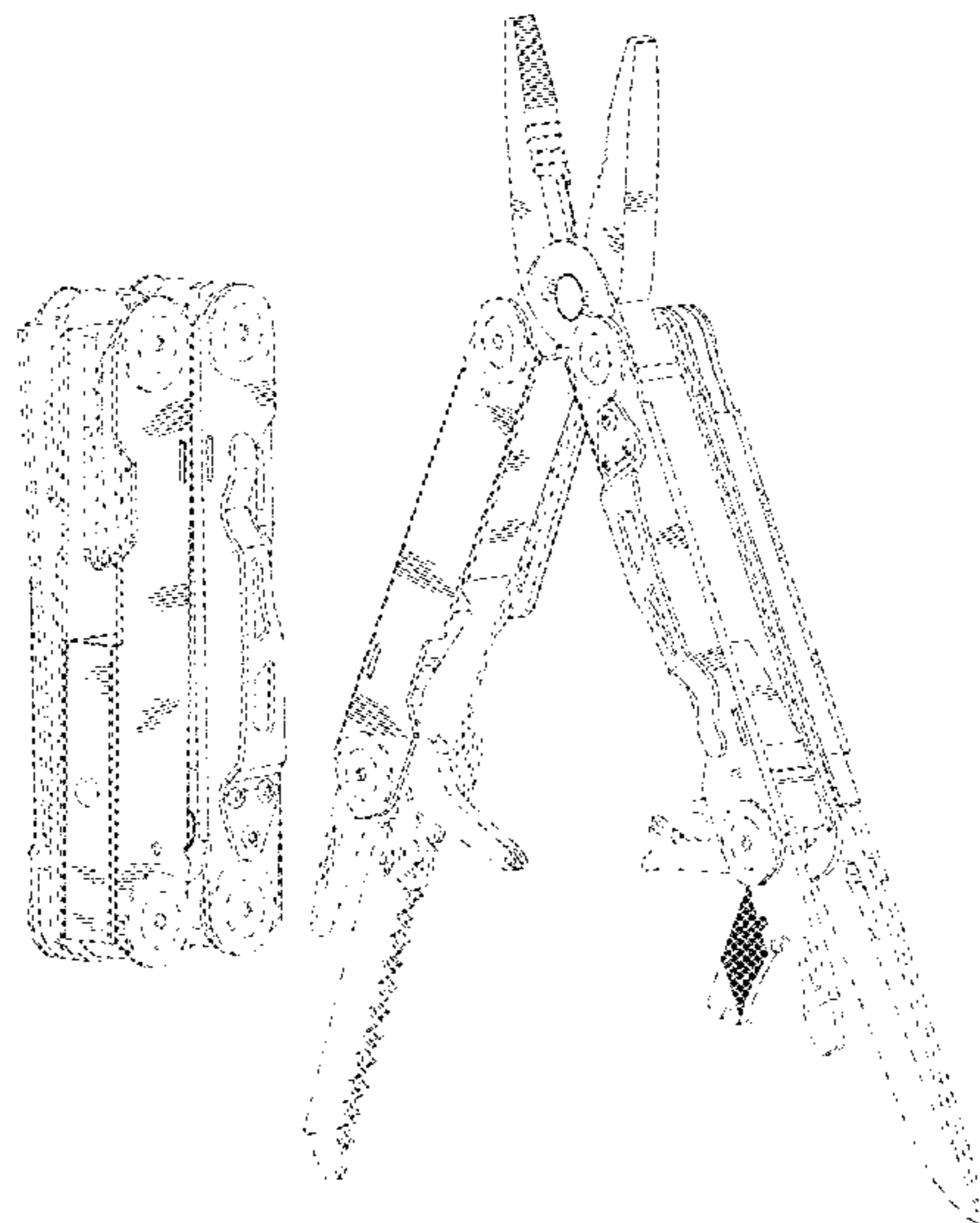
(57) **CLAIM**

The ornamental design for multi-functional tool, as shown and described.

**DESCRIPTION**

FIG. 1 is a perspective view of a multi-functional tool showing my new design;  
FIG. 2 is a front view thereof;  
FIG. 3 is a rear view thereof;  
FIG. 4 is a left side view thereof;  
FIG. 5 is a right side view thereof;  
FIG. 6 is a top plan view thereof;  
FIG. 7 is a bottom plan view thereof;  
FIG. 8 is a perspective view thereof in an use state;  
FIG. 9 is a front view thereof; and,  
FIG. 10 is a rear view thereof.  
The broken lines depict portions of the multi-functional tool and form no part of the claimed design.

**1 Claim, 10 Drawing Sheets**



(56)

**References Cited**

U.S. PATENT DOCUMENTS

D941,106 S \* 1/2022 Zhong ..... D8/55  
D941,107 S \* 1/2022 Zhong ..... D8/55

\* cited by examiner

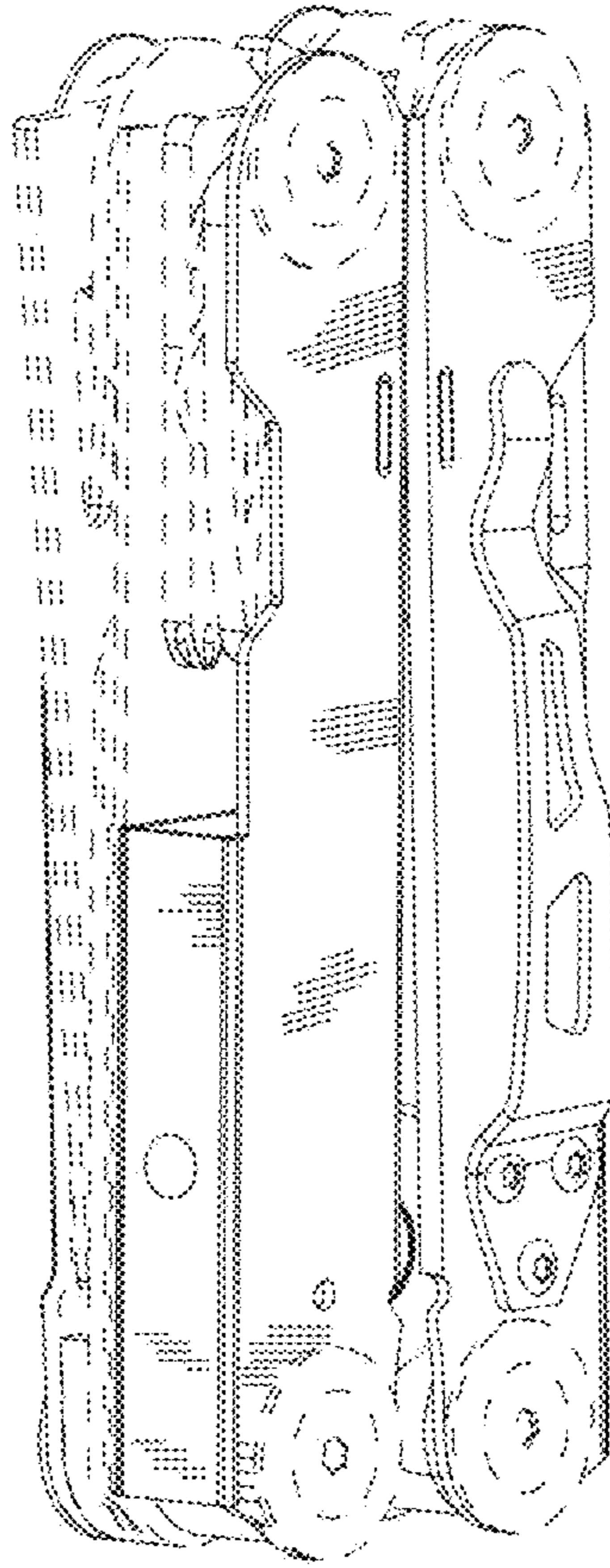


FIG. 1

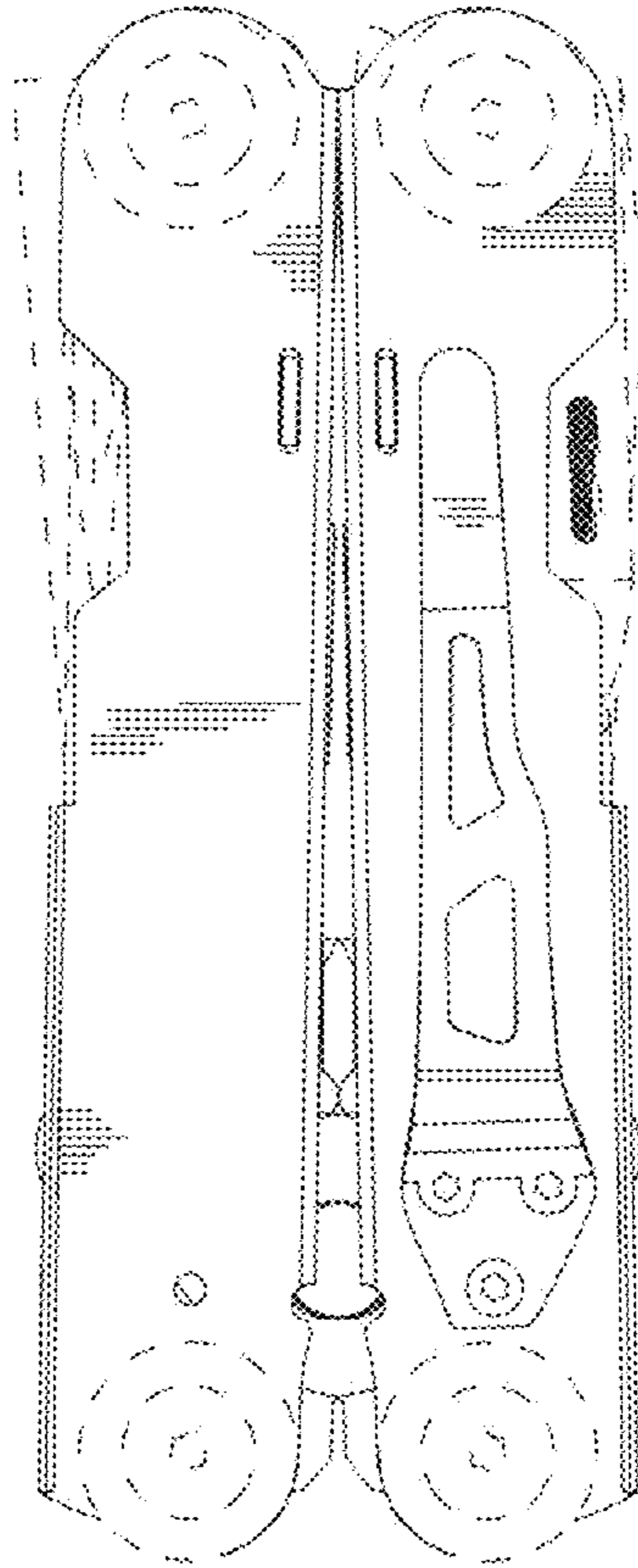


FIG.2

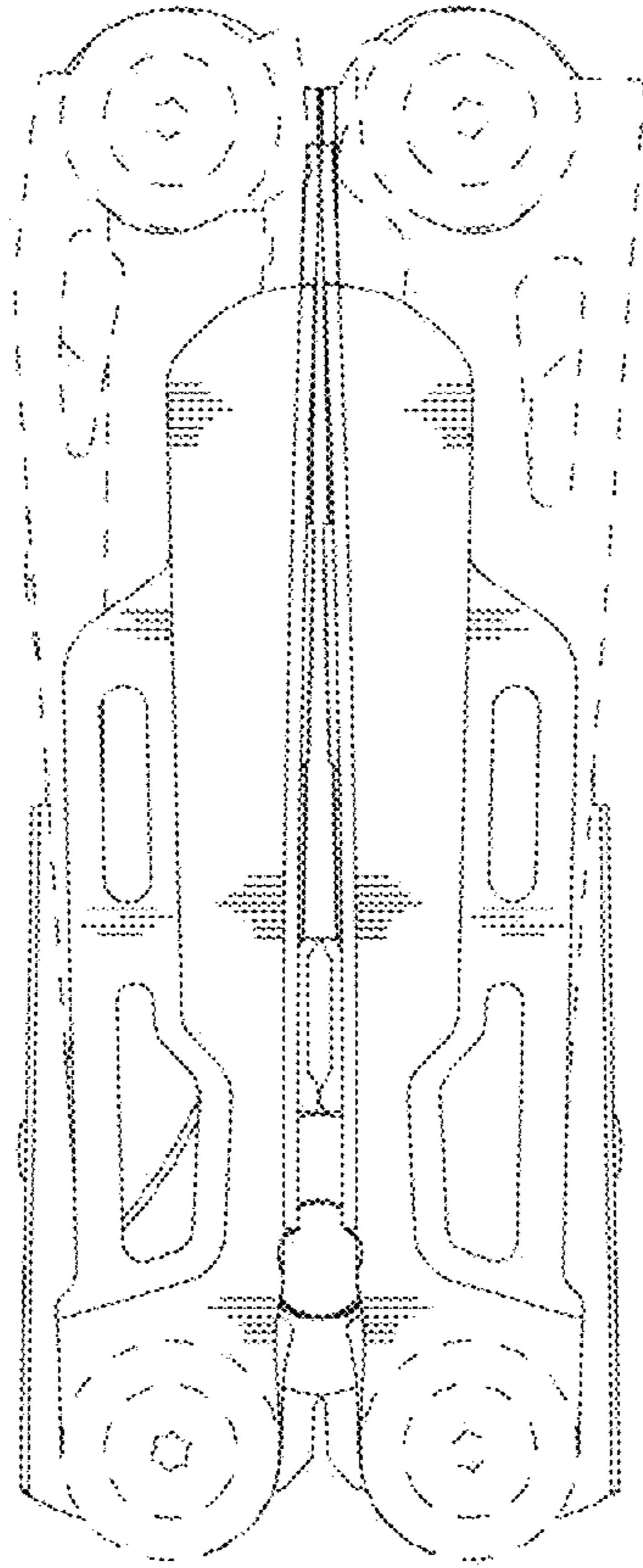


FIG.3

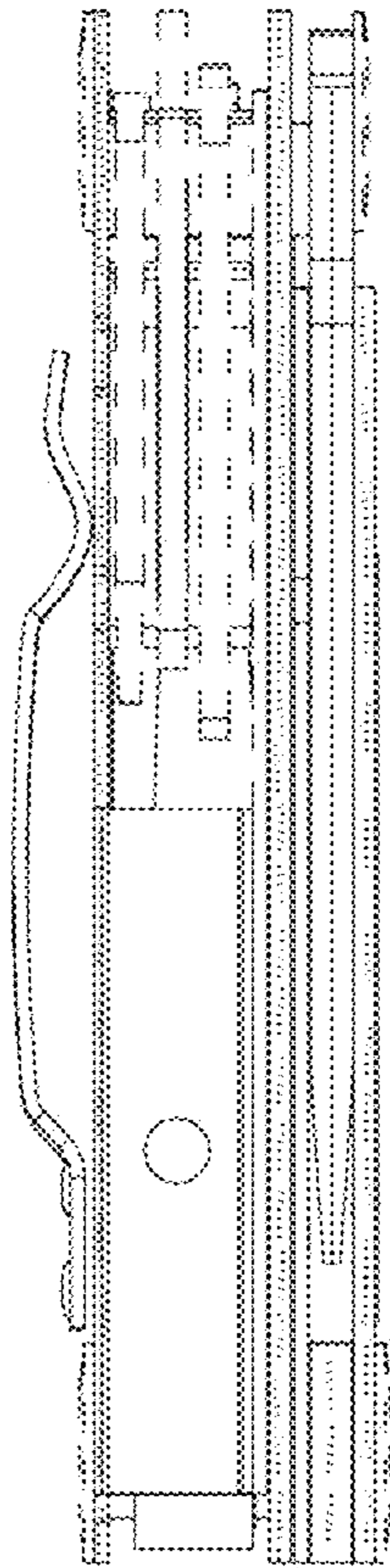


FIG.4

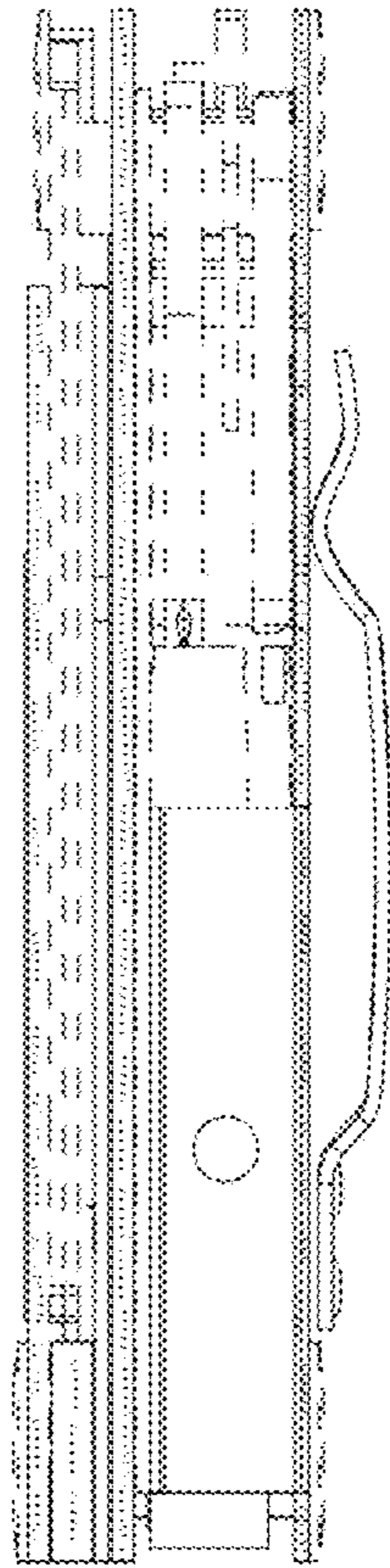


FIG. 5

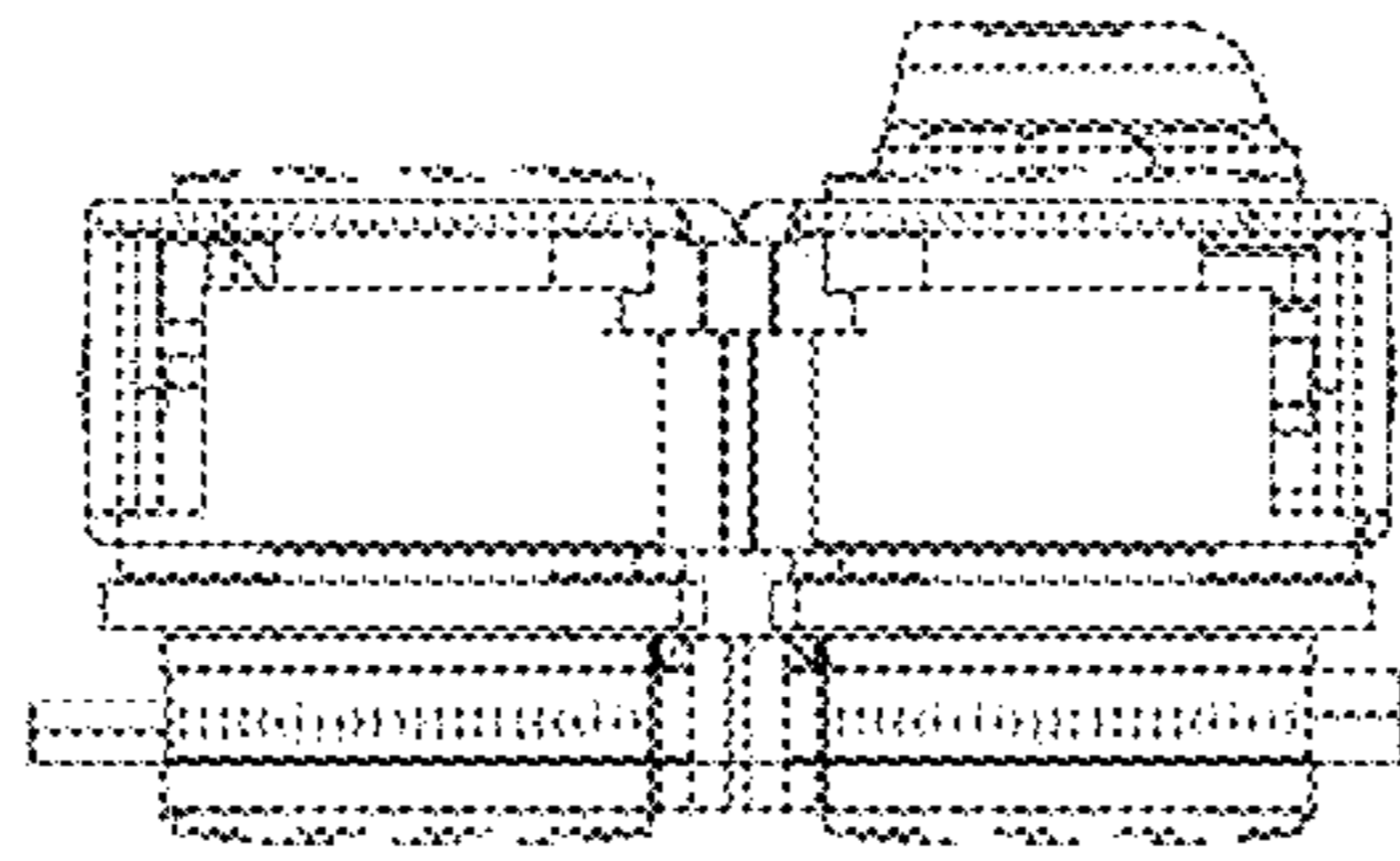


FIG.6



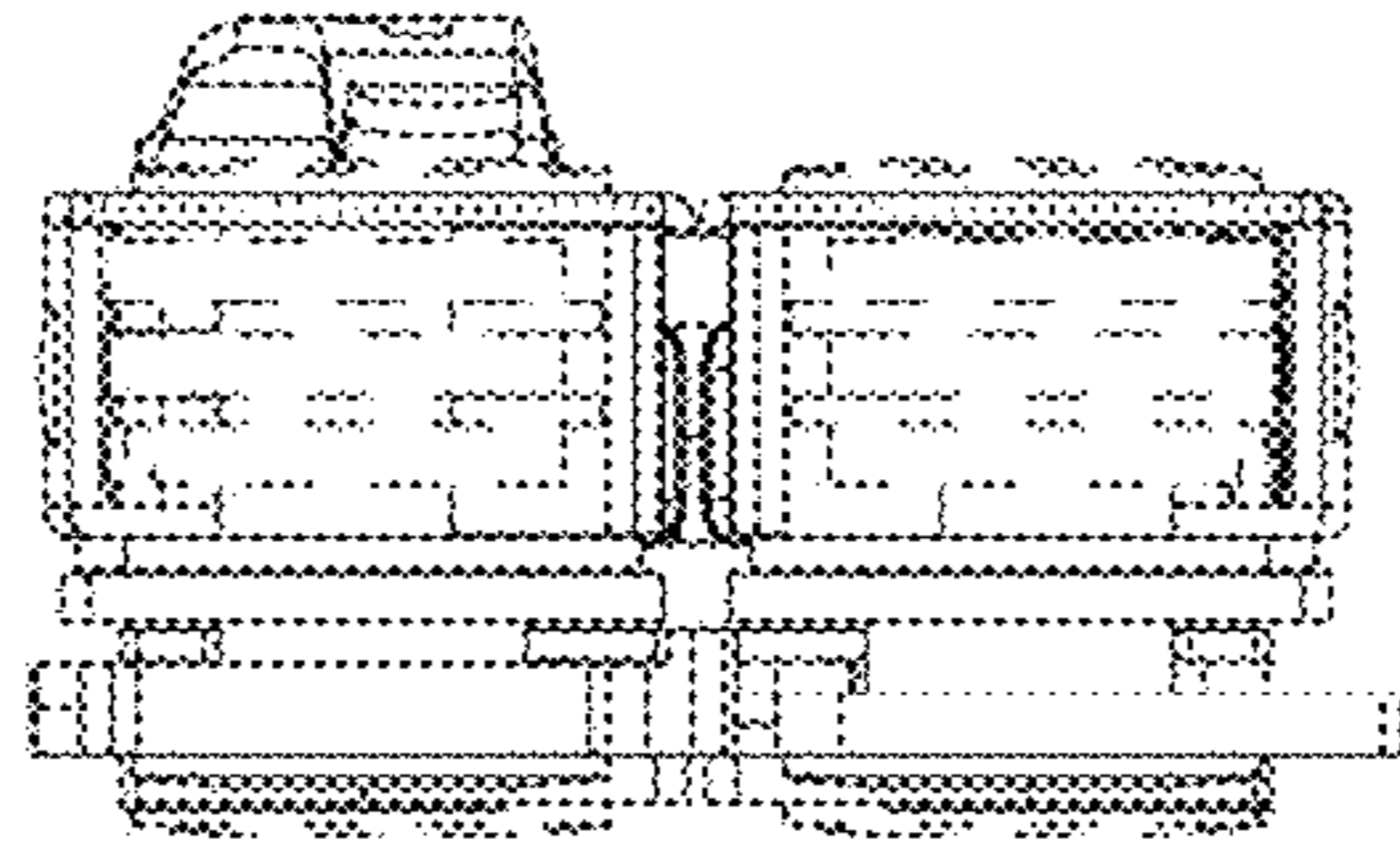


FIG. 7

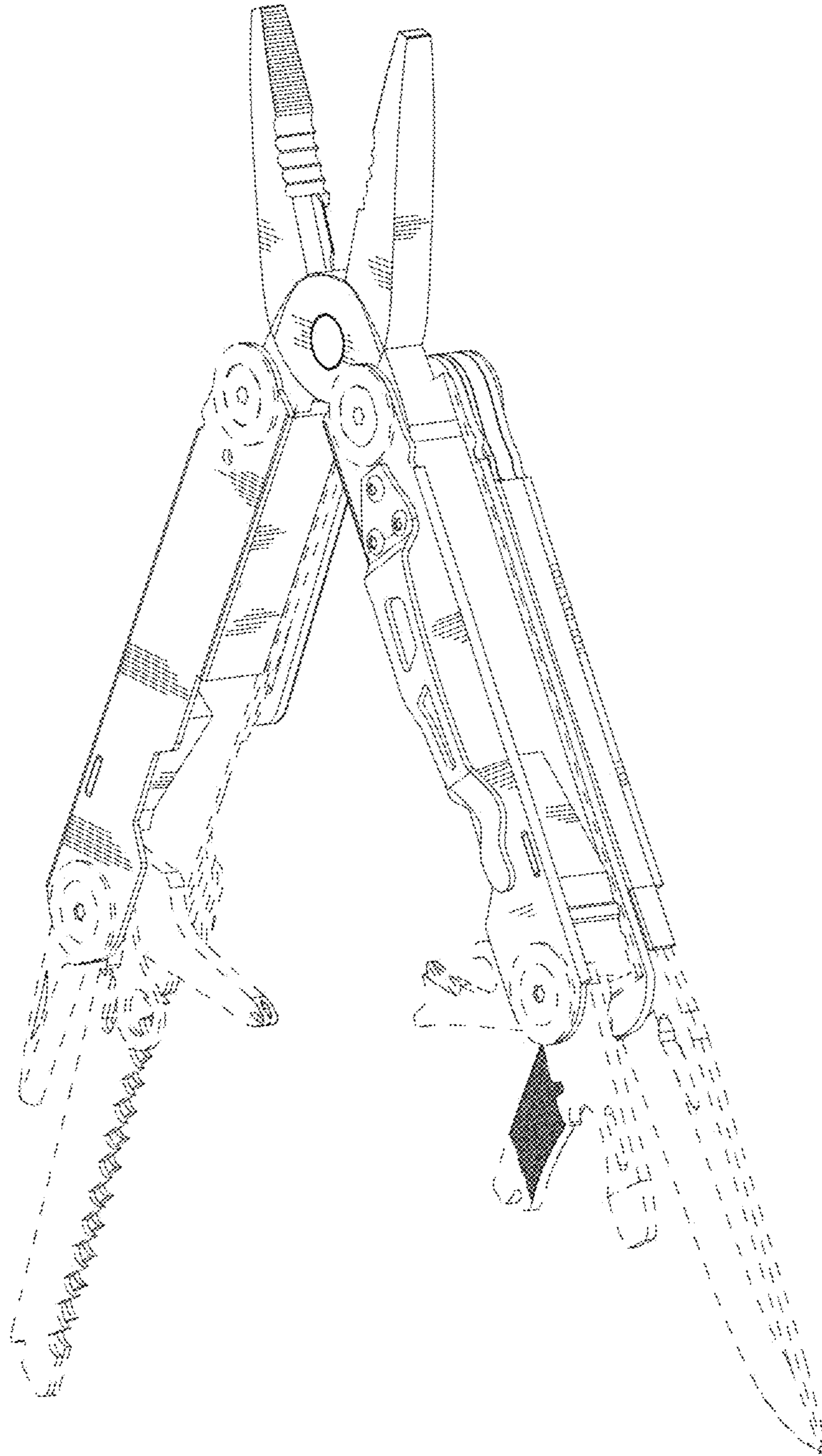


FIG. 8

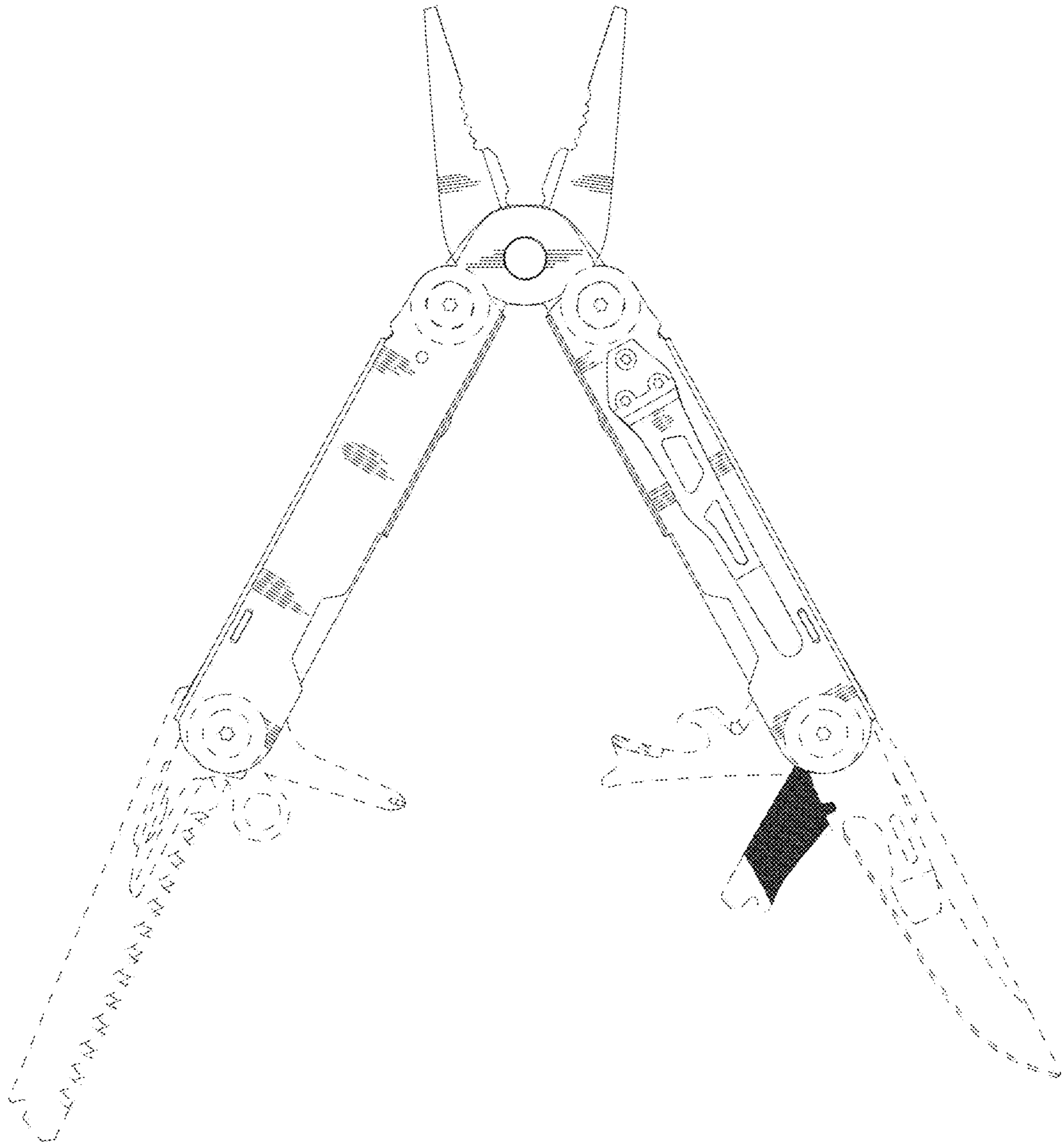


FIG. 9

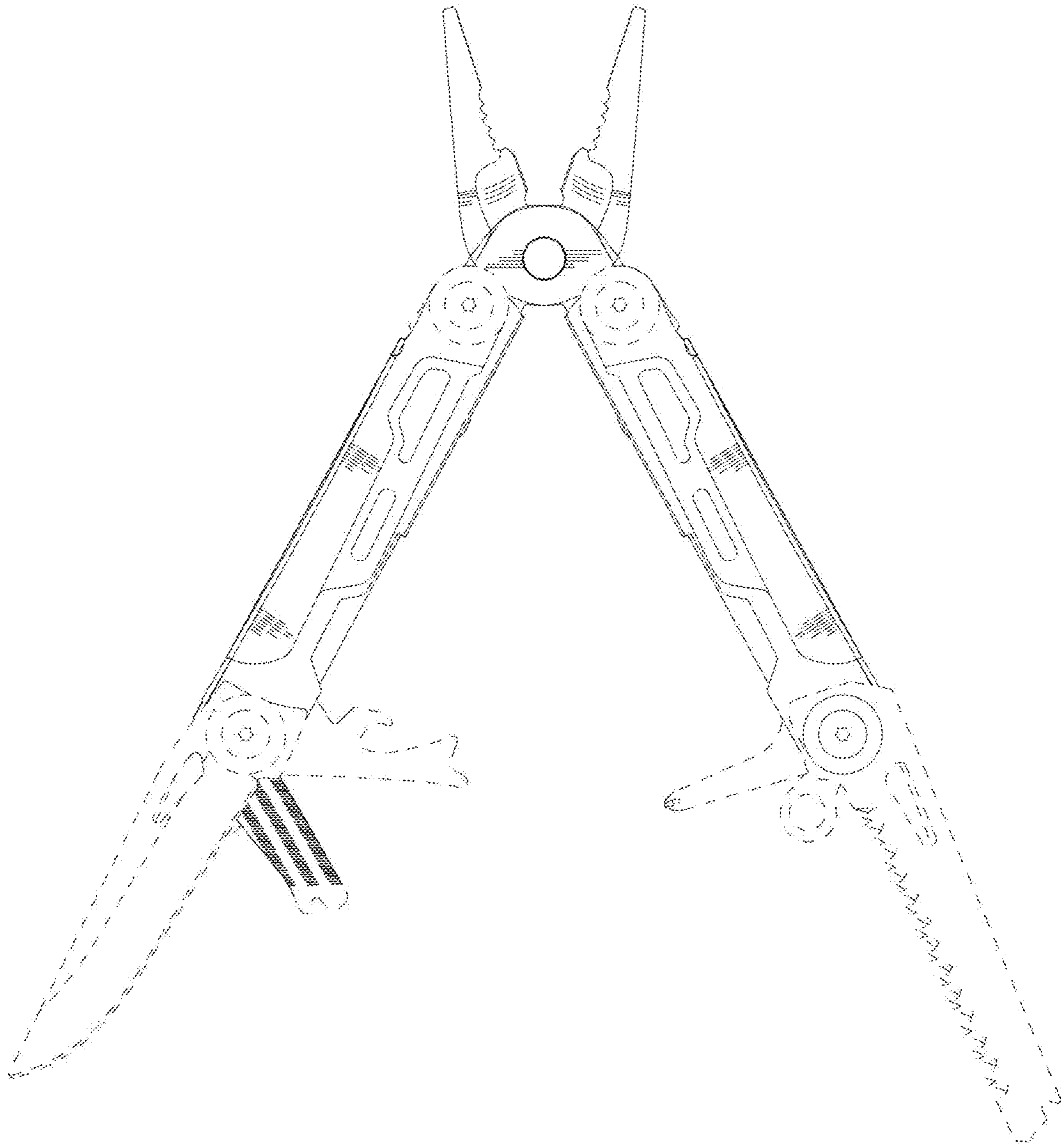


FIG. 10