



US00D949650S

(12) **United States Design Patent**
Ostergard

(10) **Patent No.:** **US D949,650 S**

(45) **Date of Patent:** **** Apr. 26, 2022**

(54) **HINGE JOINT MEMBER**
(71) Applicant: **Doak Ostergard**, Lincoln, NE (US)
(72) Inventor: **Doak Ostergard**, Lincoln, NE (US)
(**) Term: **15 Years**

D658,040 S * 4/2012 Ghatikar D8/354
D687,384 S * 8/2013 Kazakia D13/155
8,641,654 B2 2/2014 Verkade et al.
D701,840 S * 4/2014 Kazakia D13/155
D721,573 S * 1/2015 Fievet D8/382
9,364,366 B2 6/2016 Verkade et al.
D811,334 S * 2/2018 Weng D13/133
2006/0084899 A1 4/2006 Verkade et al.
2018/0153724 A1* 6/2018 Ostergard A61F 5/0127

(21) Appl. No.: **29/695,160**

(22) Filed: **Jun. 17, 2019**

(51) **LOC (13) Cl.** **08-05**

(52) **U.S. Cl.**
USPC **D8/16**

(58) **Field of Classification Search**
USPC ... D8/16, 17, 18, 19, 33, 34, 39, 40, 43, 51;
D11/212; D2/602, 605, 606
CPC A61B 17/80; A61B 17/66; A61B 17/58;
A61B 17/8019; A61B 17/842; A61B
17/8625; A61B 17/863; A61B 17/8635;
A61B 17/8866; B67B 7/44; B67B 7/18;
B67B 7/0423; B67B 7/16; B25F 1/04;
B26B 11/001; E04G 5/041; E04G 5/043;
E04G 21/3276; E04G 21/3285; E04D
13/12; A47K 10/40; A47H 27/00; A47G
7/045; A47F 5/13; A43B 1/0027; A43C
11/1413; A43C 11/1466; A43C 11/1433;
A47B 13/02; A44B 11/04

See application file for complete search history.

(56) **References Cited**

U.S. PATENT DOCUMENTS

4,795,166 A * 1/1989 Irmiler F01N 13/16
277/314
D308,725 S * 6/1990 Kraus D24/128
D397,289 S * 8/1998 Maddux D8/382
D509,129 S * 9/2005 Minayoshi D8/373
D571,192 S * 6/2008 Stomp D8/356
D601,879 S * 10/2009 Kim D8/356
D658,039 S * 4/2012 Ghatikar D8/354

OTHER PUBLICATIONS

Hello Stick-lets, posted 4 years ago, [retrieved Apr. 3, 2018].
Retrieved from Internet, <URL: <https://vimeo.com/94884883> >.*

(Continued)

Primary Examiner — Calvin E Vansant
(74) *Attorney, Agent, or Firm* — Dennis L. Thomte;
Thomte Patent Law Office LLC

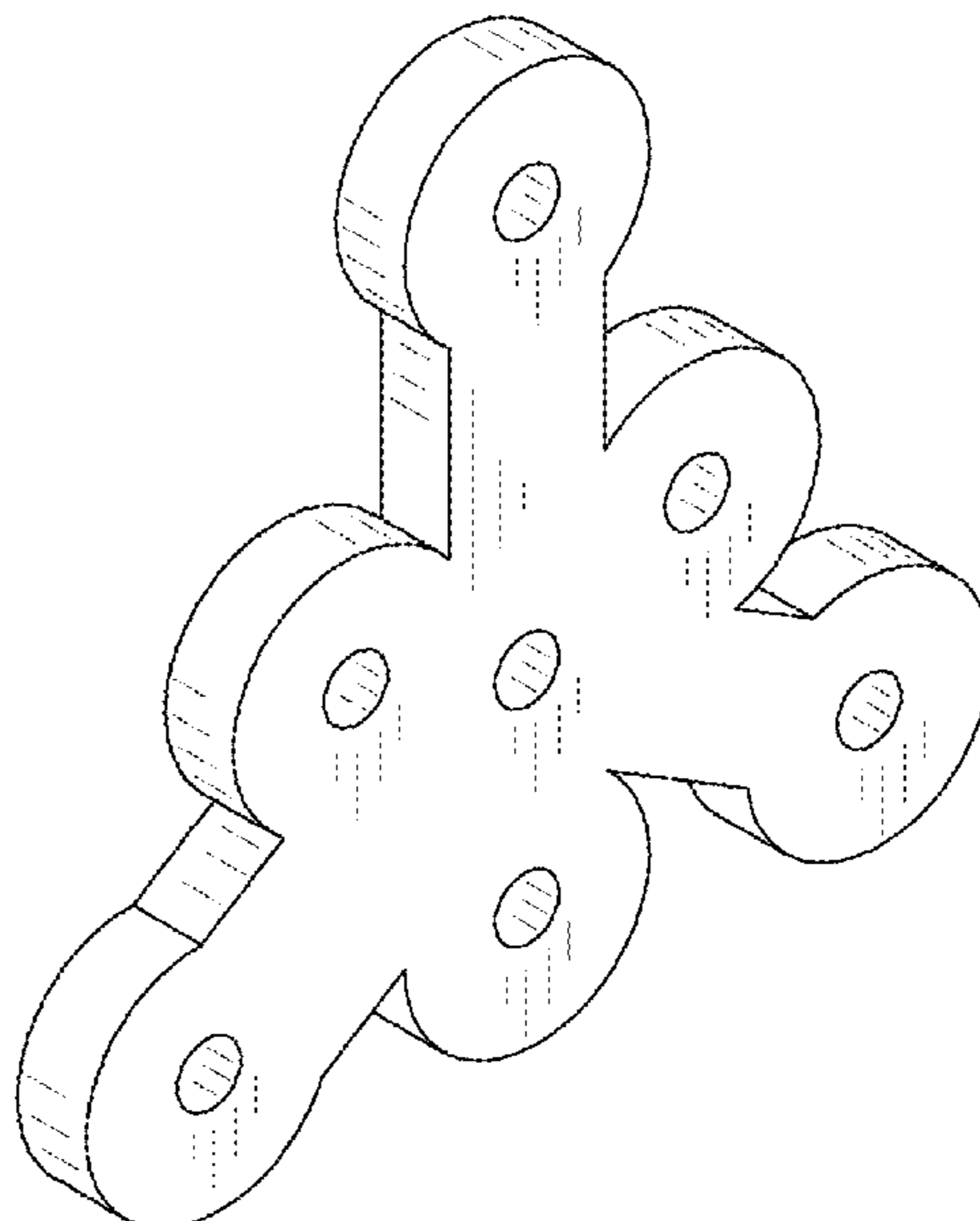
(57) **CLAIM**

The ornamental design for a hinge joint member, as shown and described.

DESCRIPTION

FIG. 1 is a front perspective view of the hinge joint member of this invention;
FIG. 2 is a top view of the hinge joint member of this invention;
FIG. 3 is a front view of the hinge joint member of this invention;
FIG. 4 is side view of the hinge joint member of this invention as seen from the right side of FIG. 3;
FIG. 5 is a back view of the hinge joint member of this invention;
FIG. 6 is a side view of the hinge joint member of this invention as seen from the right side of FIG. 5; and,
FIG. 7 is a bottom view of the hinge joint member of this invention.

1 Claim, 3 Drawing Sheets



(56)

References Cited

OTHER PUBLICATIONS

Stick-lets Deka Fort Building Kit (small), By Kazakia Designs, posted 2013, [retrieved Apr. 3, 2018]. Retrieved from Internet, <URL: <http://www.greenrainbowrevolution.com/toys/stick-lets-deka-fort-building-kit-small-by-kazakia-designs> >.*

Stick-lets by Christina Kazakia, posted Oct. 20, 2013, [retrieved Apr. 3, 2018]. Retrieved from Internet, <URL: <https://www.dezeen.com/2013/10/20/stick-lets-by-christina-kazakia/> >.*

Stick-lets: Bringing Urban Kids Back to Nature, posted Nov. 14, 2012, [retrieved Apr. 3, 2018]. Retrieved from Internet, <URL: <http://www.metropolismag.com/design/stick-lets-urban-kids-nature/> >.*

* cited by examiner




FIG. 1



FIG. 2




FIG. 3

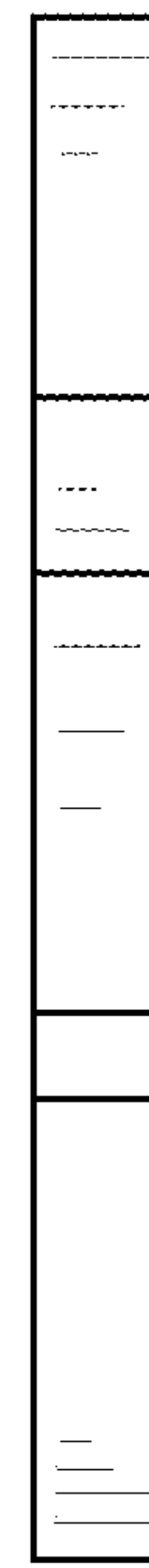


FIG. 4




FIG. 5



FIG. 6

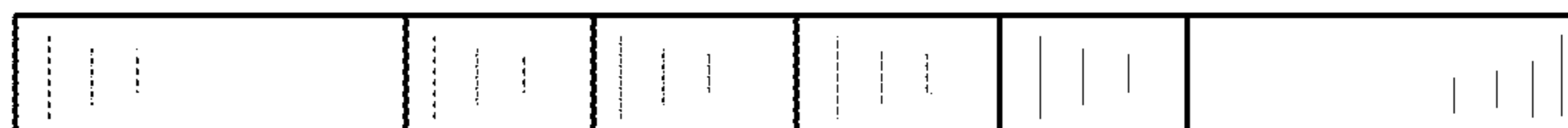


FIG. 7