

US00D949645S

(12) **United States Design Patent**
Kohls et al.

(10) **Patent No.:** **US D949,645 S**
(45) **Date of Patent:** **** Apr. 26, 2022**

(54) **GROW TUBE**

- (71) Applicant: **Polyform, Inc.**, Salem, OR (US)
- (72) Inventors: **Patrick Kohls**, Las Vegas, NV (US);
Jonathan Kohls, Salem, OR (US)
- (73) Assignee: **Polyform, Inc.**, Salem, OR (US)
- (**) Term: **15 Years**
- (21) Appl. No.: **29/682,333**
- (22) Filed: **Mar. 4, 2019**
- (51) **LOC (13) Cl.** **08-01**
- (52) **U.S. Cl.**
USPC **D8/1; D9/711**
- (58) **Field of Classification Search**
USPC D8/1; D9/433, 702, 711, 712
CPC A01G 13/04; A01G 13/0243; A01G
13/0281; A01G 9/026; A01G 23/04;
A01C 14/00; B65D 7/04
See application file for complete search history.

(56) **References Cited**

U.S. PATENT DOCUMENTS

333,643	A *	1/1886	Lewis	A01G 9/026
					47/66.4
778,688	A *	12/1904	Marsh	A01G 13/04
					47/29.3
1,009,804	A *	11/1911	Sugarman	B65D 5/46096
					229/117.14
2,140,932	A *	12/1938	Avery	A01G 9/026
					47/74
2,665,523	A *	1/1954	Hardman	A01G 13/04
					47/31.1
3,233,730	A *	2/1966	Winters	B65D 71/24
					206/161
D241,123	S *	8/1976	Poggiali	D9/433
D257,001	S *	9/1980	Oliff	D9/433

(Continued)

FOREIGN PATENT DOCUMENTS

EP 2532225 A1 * 12/2012 A01G 13/0243

OTHER PUBLICATIONS

OVS, "Grow Tubes and Milk Cartons," retrieved from <http://ovs.com/product/grow-tubes-milk-cartons> on or before Jan. 8, 2019, 2 pages.

(Continued)

Primary Examiner — Calvin E Vansant

(74) *Attorney, Agent, or Firm* — Klarquist Sparkman, LLP

(57) **CLAIM**

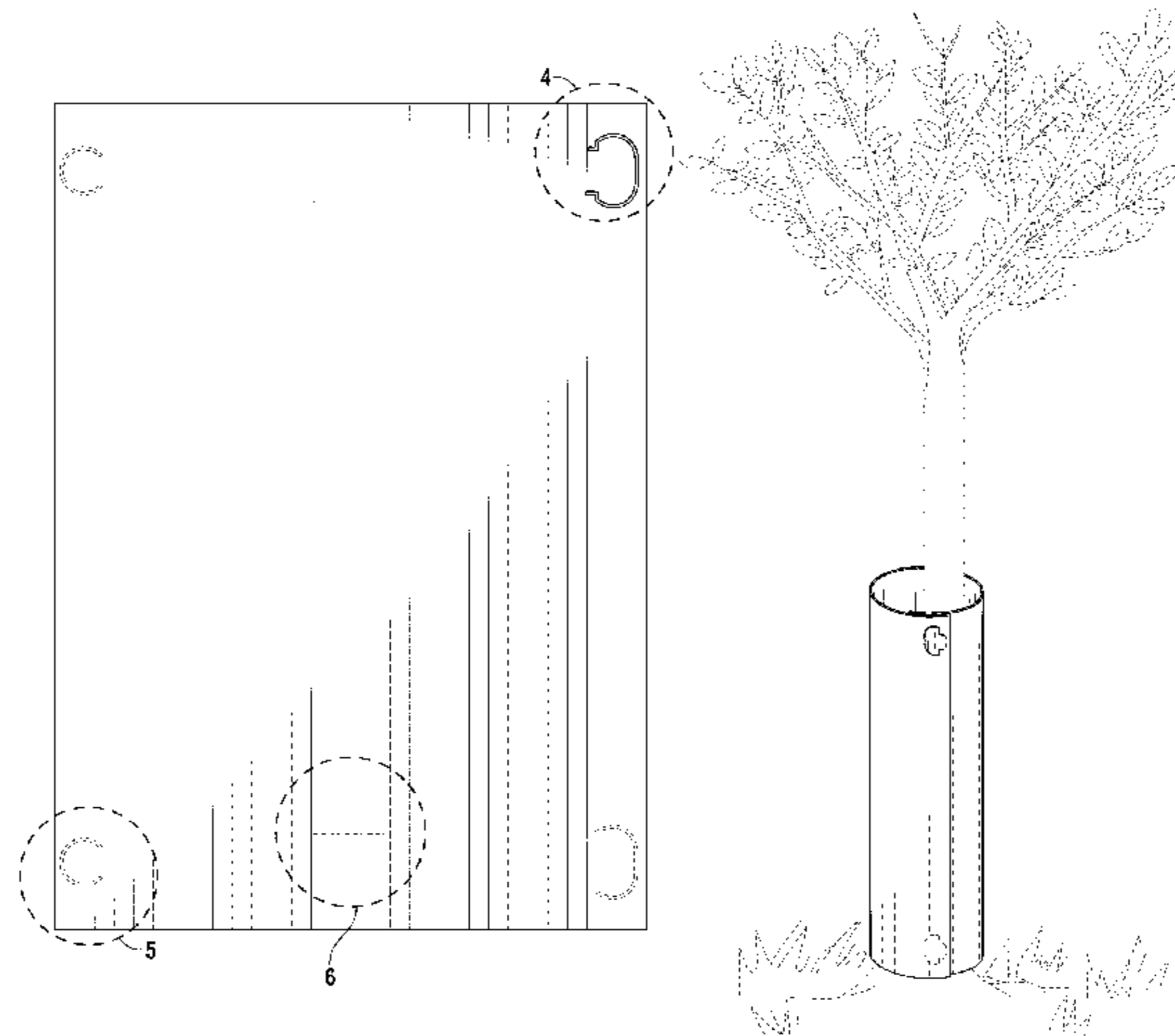
The ornamental design for a grow tube, as shown and described.

DESCRIPTION

FIG. 1 is a front elevation view of the grow tube, showing the grow tube in a flat configuration.
 FIG. 2 is a side elevation view of the grow tube, showing the grow tube in the flat configuration.
 FIG. 3 is a top plan view of the grow tube, showing the grow tube in the flat configuration.
 FIG. 4 is a detail view of the grow tube, taken from the perspective 4 indicated in FIG. 1.
 FIG. 5 is a detail view of the grow tube, taken from perspective 5 indicated in FIG. 1.
 FIG. 6 is a detail view of the grow tube, taken from the perspective 6 indicated in FIG. 1.
 FIG. 7 is a perspective view of the grow tube, showing the grow tube in a tubular configuration.
 FIG. 8 is a partial perspective view of the grow tube, showing the grow tube in the tubular configuration; and,
 FIG. 9 is a perspective view of the grow tube, showing the grow tube in the tubular configuration and in an exemplary environment.

The broken lines shown in the drawings depict portions of the grow tube and environment that form no part of the claim.

1 Claim, 5 Drawing Sheets



(56)

References Cited

U.S. PATENT DOCUMENTS

4,829,707 A * 5/1989 Koffler A01G 13/04
47/2
D303,501 S * 9/1989 Poteet D9/433
5,471,783 A * 12/1995 McLean A01G 13/0243
138/166
6,088,952 A * 7/2000 Wilson A01G 13/0243
47/30
D437,222 S * 2/2001 Goldberg D9/432
D442,859 S * 5/2001 Hirschey D9/418
D535,557 S * 1/2007 Fath D9/432
D783,412 S * 4/2017 Kessler, Jr. D9/702
D832,097 S * 10/2018 Lee D9/415
D874,268 S * 2/2020 Muse D9/432
D891,248 S * 7/2020 Quach D9/433
D896,639 S * 9/2020 Delgado D9/433
2005/0102892 A1 * 5/2005 Jones A01G 13/0243
47/29.7
2009/0025290 A1 * 1/2009 Trabka A01G 9/026
47/66.7

2020/0170202 A1* 6/2020 Rodriguez A01G 13/0281
2020/0281131 A1* 9/2020 Kohls A01G 13/0237
2020/0337248 A1* 10/2020 Munt, III A01G 9/026

OTHER PUBLICATIONS

Plantra, "Grow Tubes for Trees," retrieved from https://www.plantra.com/GROW-TUBES-FOR-TREES_c_119.html on or before Jan. 8, 2019, 3 pages.
Plantra, "Grow Tubes for Vines," retrieved from https://www.plantra.com/GROW-TUBES-FOR-VINES_c_121.html on or before Jan. 8, 2019, 4 pages.
Wilson Orchard & Vineyard Supply, "Vine Shelters & Tubes," retrieved from <https://www.wilsonirr.com/ecommerce/vineyard/vine-shelters-tubes.php> on or before Jan. 8, 2019, 1 page.
Wilson Orchard and Vineyard Supply, "Tree Guards," retrieved from <https://www.wilsonirr.com/ecommerce/tree-training-protectors/tree-guards.php> on or before Jan. 8, 2019, 2 pages.

* cited by examiner




FIG. 1



FIG. 2



FIG. 3

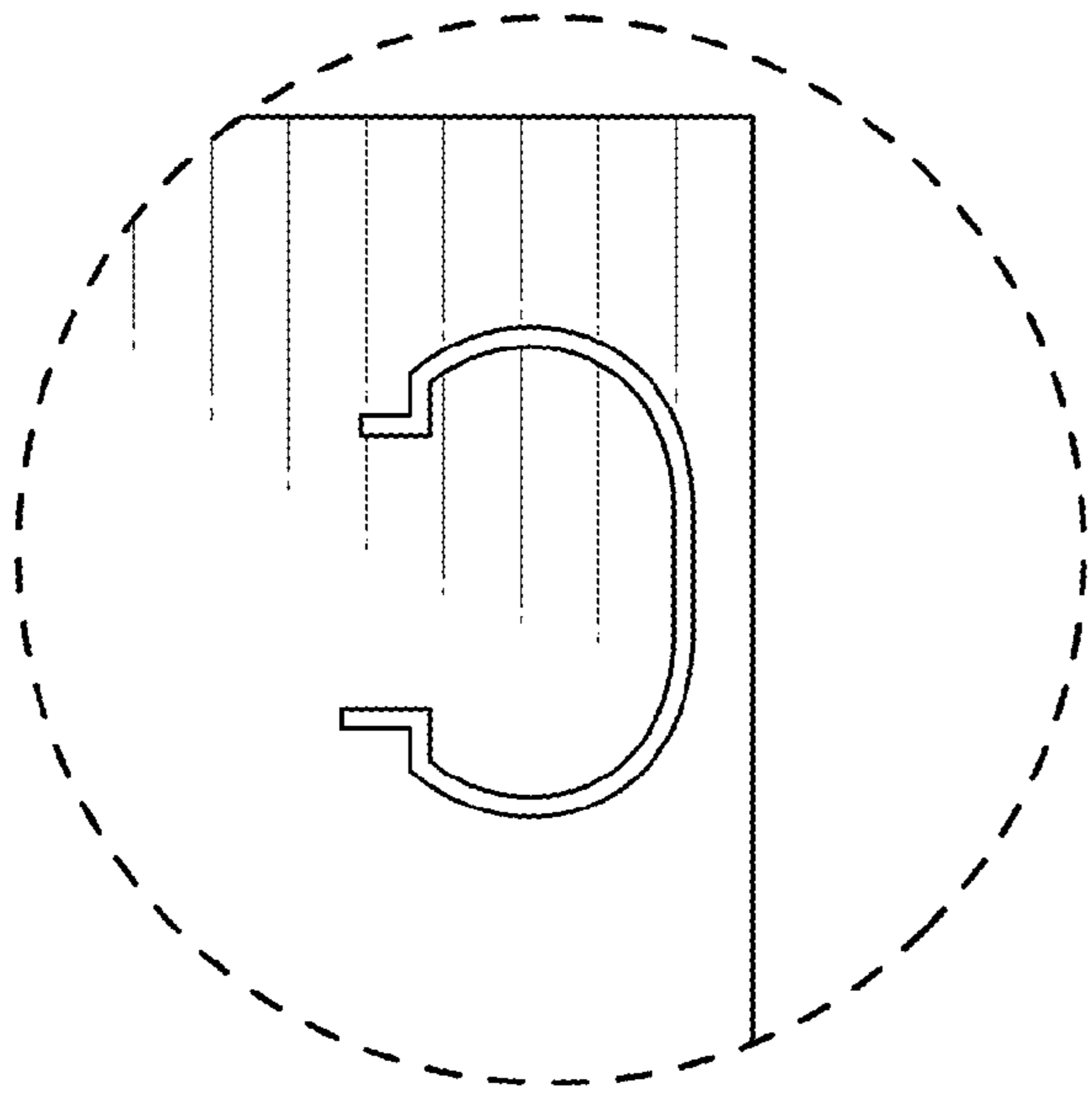


FIG. 4

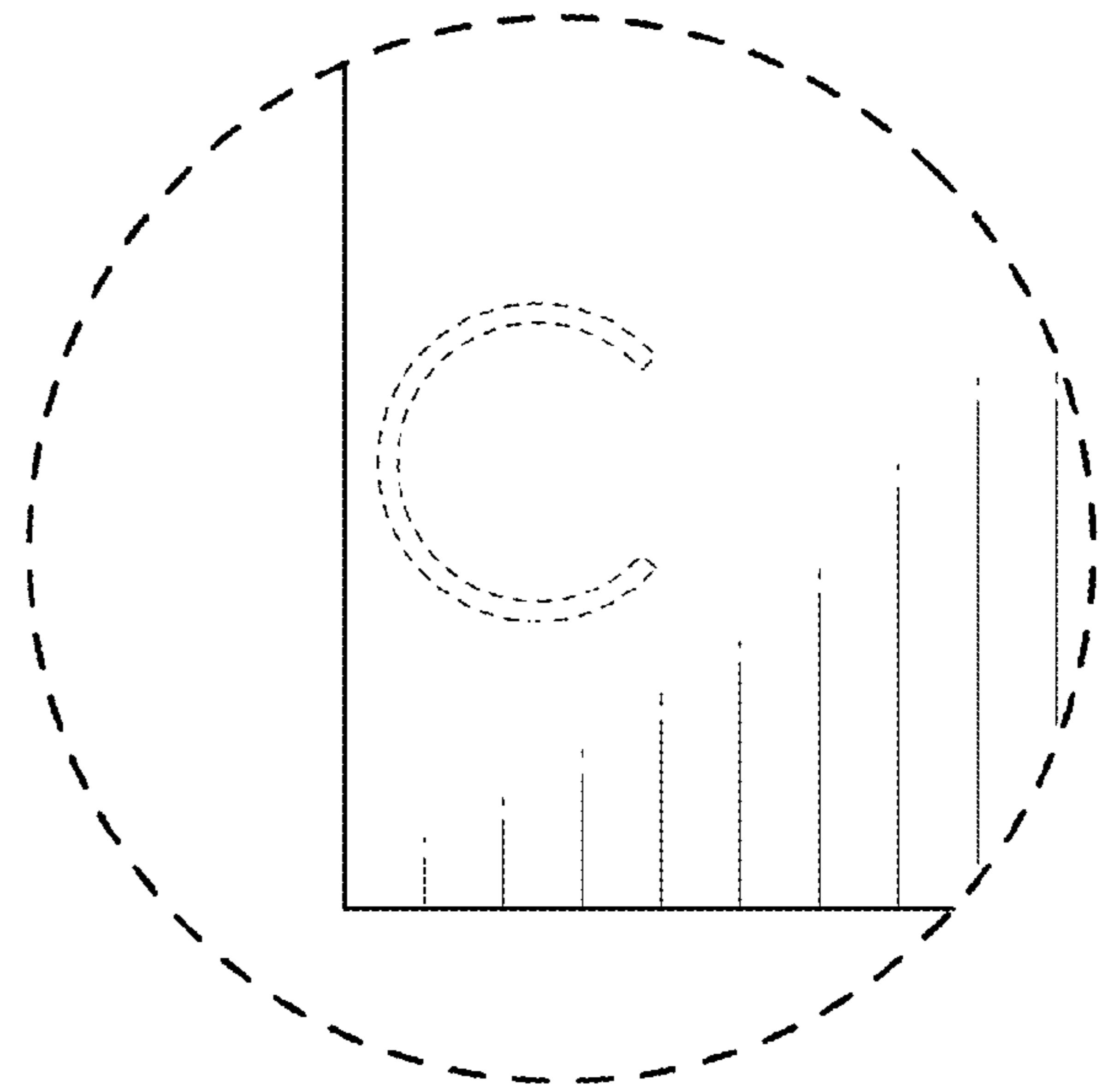


FIG. 5

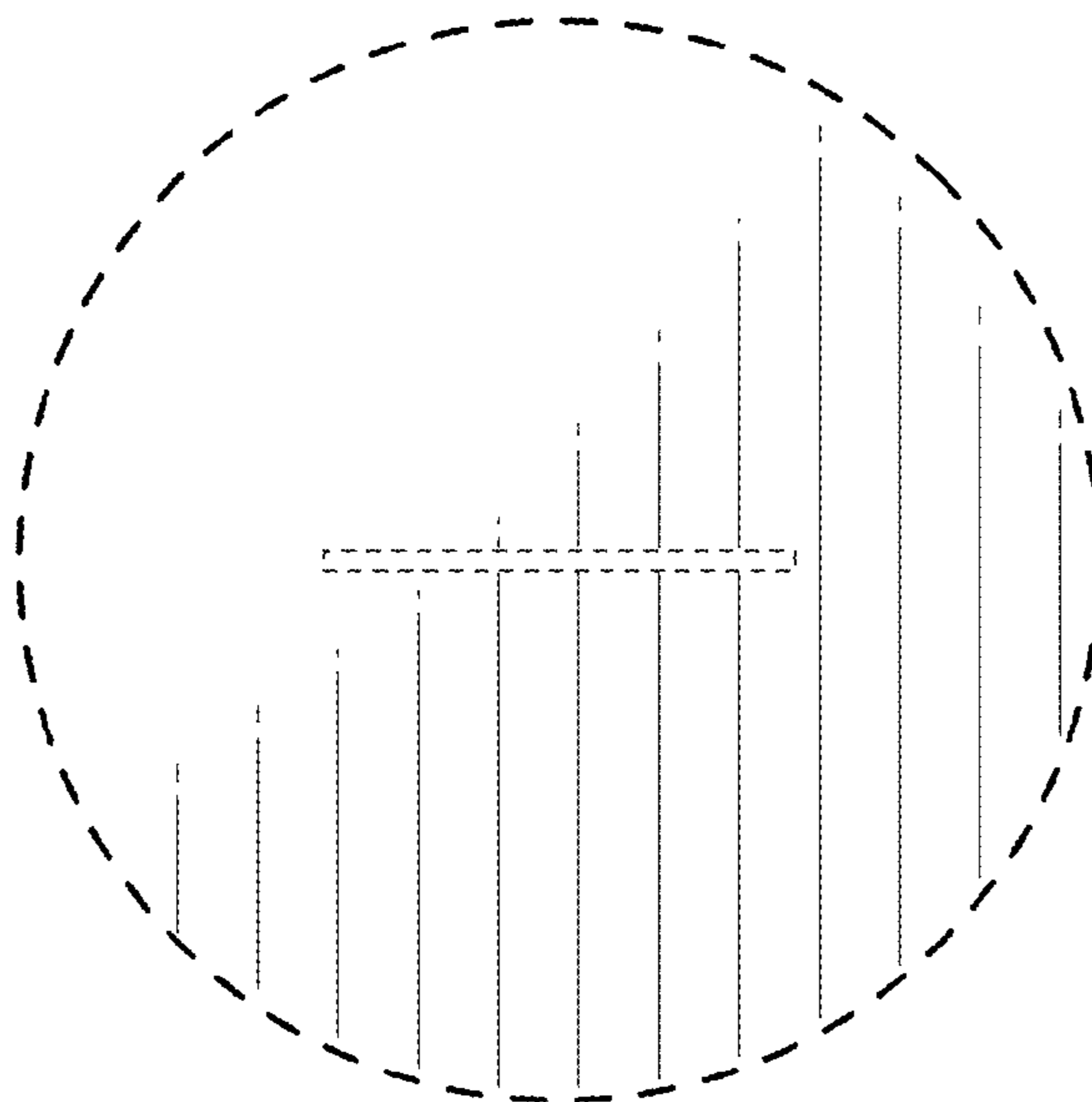


FIG. 6



FIG. 7

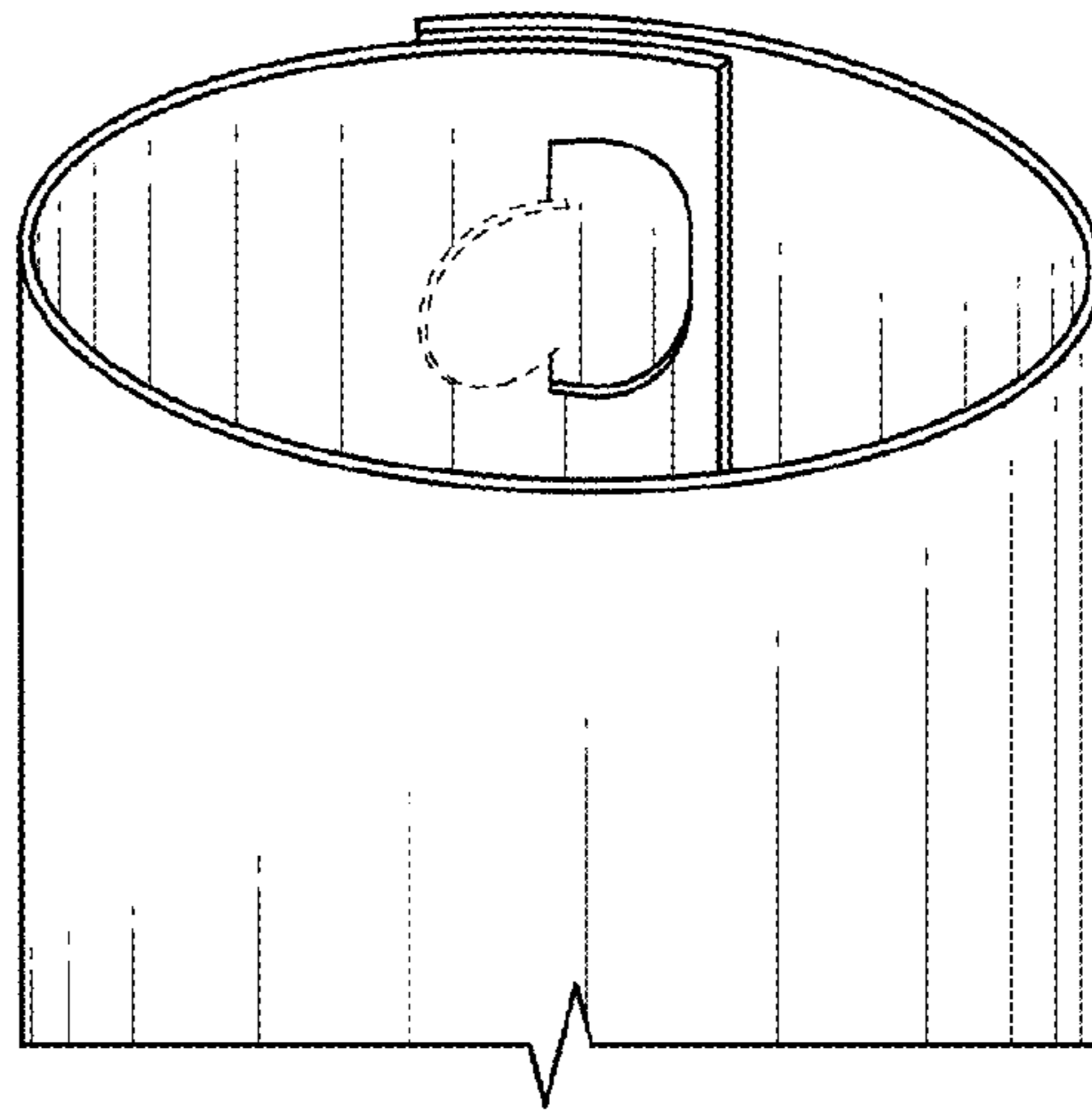


FIG. 8

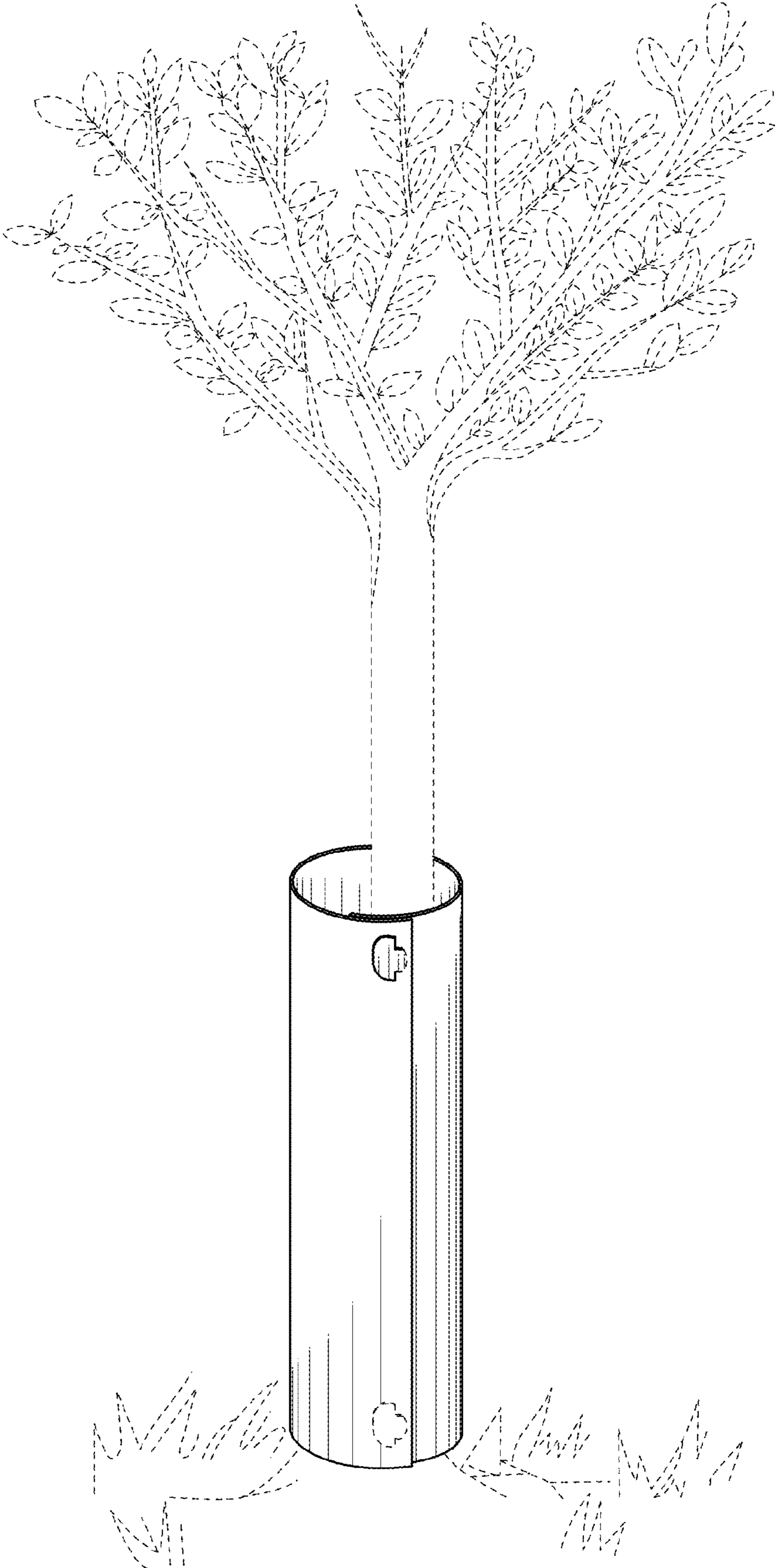


FIG. 9