



US00D949628S

(12) **United States Design Patent**
Xia et al.

(10) **Patent No.:** **US D949,628 S**
(45) **Date of Patent:** **** Apr. 26, 2022**

- (54) **WATER BOTTLE**
- (71) Applicant: **ZHEJIANG FEIJIAN TECHNOLOGY CO., LTD.**, Jinhua (CN)
- (72) Inventors: **Feijian Xia**, Yongkang (CN); **Chenhan Ouyang**, Anqing (CN); **Jinxiong Yan**, Yongkang (CN)
- (73) Assignee: **ZHEJIANG FEIJIAN TECHNOLOGY CO., LTD.**, Jinhua (CN)
- (**) Term: **15 Years**

D608,204 S *	1/2010	Caroen	D9/503
RE42,484 E *	6/2011	Kitamura	D7/510
D728,315 S *	5/2015	Bo	D7/511
D732,892 S *	6/2015	Keys	D7/510
D781,654 S *	3/2017	Marquard	A45F 3/16 D7/510
D808,213 S *	1/2018	Lown	D7/396.2
D828,721 S *	9/2018	Xiao	D7/532
D879,556 S *	3/2020	Sibbert	D7/511
D908,423 S *	1/2021	Xia	D9/450
D915,826 S *	4/2021	Ulla	D7/532
D917,231 S *	4/2021	Wang	D9/504
D921,422 S *	6/2021	McCabe	D9/449
D923,408 S *	6/2021	Hamilton	B65D 53/02 D7/510
D924,623 S *	7/2021	McCabe	A45F 3/16 D9/449

- (21) Appl. No.: **29/740,703**
- (22) Filed: **Jul. 7, 2020**
- (51) **LOC (13) Cl.** **07-01**
- (52) **U.S. Cl.**
USPC **D7/510**
- (58) **Field of Classification Search**
USPC D7/300, 313, 316, 507, 509, 510, 511,
D7/602, 605, 608, 614, 619.1, 622;
D9/443, 449, 450, 500, 502, 505, 520,
D9/528, 531, 537, 538, 540, 549, 560,
D9/570
CPC A45F 2200/0583; A47G 19/2205; A47G
19/2272; A47G 19/2288; A47G 19/23;
A47G 23/16; A47J 41/00; A47J 43/00;
A47J 47/00; A47J 47/02; A47J 47/08;
B65D 1/265; B65D 3/22; B65D 81/3865;
B65D 81/3453
See application file for complete search history.

(56) **References Cited**
U.S. PATENT DOCUMENTS

D547,607 S *	7/2007	Forsman	D9/449
D590,661 S *	4/2009	Kitamura	D7/510

(Continued)

Primary Examiner — Joseph Kukella
Assistant Examiner — Darryl J Dardenne

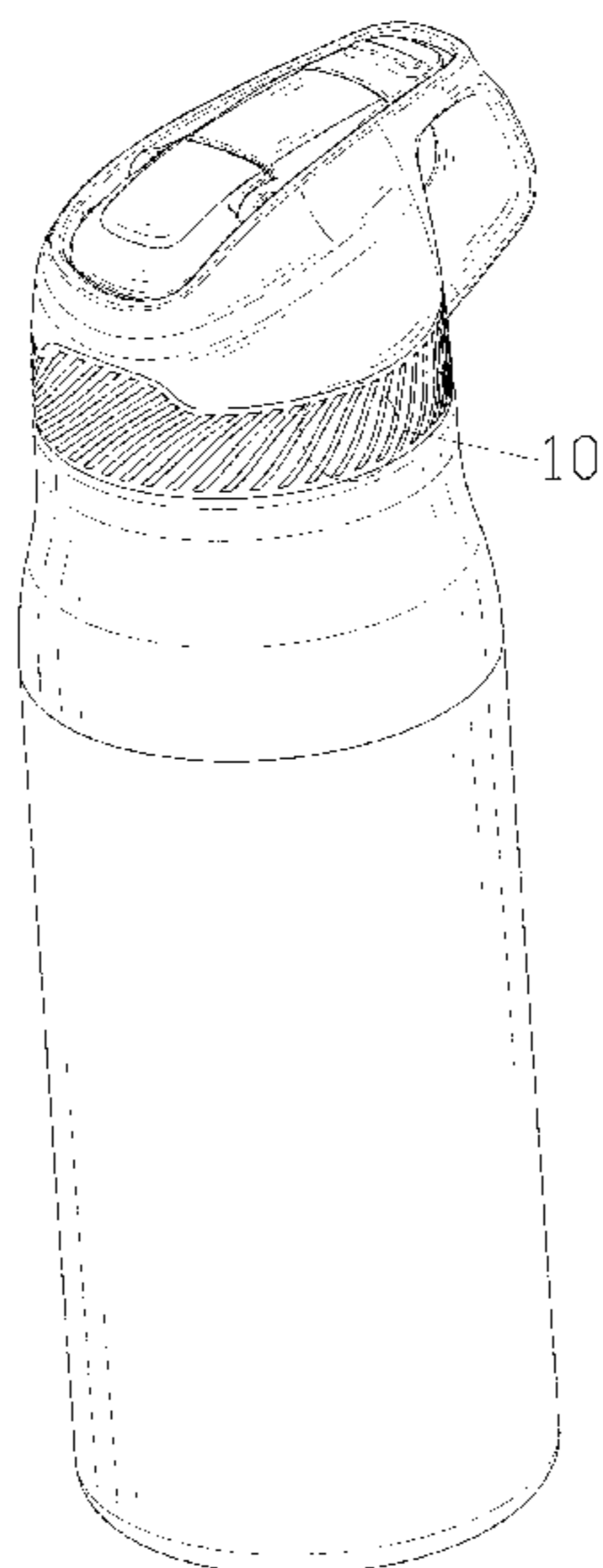
(57) **CLAIM**

The ornamental design for a water bottle, as shown and described.

DESCRIPTION

FIG. 1 is a perspective view of a water bottle showing my new design;
FIG. 2 is another perspective view thereof;
FIG. 3 is a front elevational view thereof;
FIG. 4 is a rear elevational view thereof;
FIG. 5 is a left side elevational view thereof;
FIG. 6 is a right side elevational view thereof;
FIG. 7 is a top plan view thereof;
FIG. 8 is a bottom plan view thereof;
FIG. 9 is a perspective view of the water bottle where the water bottle is in a configuration of use; and,
FIG. 10 is an enlarged view of portion 10 shown in FIG. 1. The broken lines in the drawings depict portions of the water bottle that form no part of the claimed design.

1 Claim, 10 Drawing Sheets



(56)

References Cited

U.S. PATENT DOCUMENTS

D925,287 S *	7/2021	Gilmore, III	D7/532
D925,972 S *	7/2021	Gilmore, III	D7/392.1
D925,985 S *	7/2021	Gilmore, III	D7/532
11,066,217 B2 *	7/2021	Pinelli	B65D 53/02
D926,521 S *	8/2021	Gronkowski	D7/510
D929,182 S *	8/2021	McCabe	D7/510
D930,436 S *	9/2021	Paparao	D7/510
D931,687 S *	9/2021	Volkoff	D7/510
D932,253 S *	10/2021	Ludolph	D9/500

* cited by examiner




FIG. 1




FIG. 2

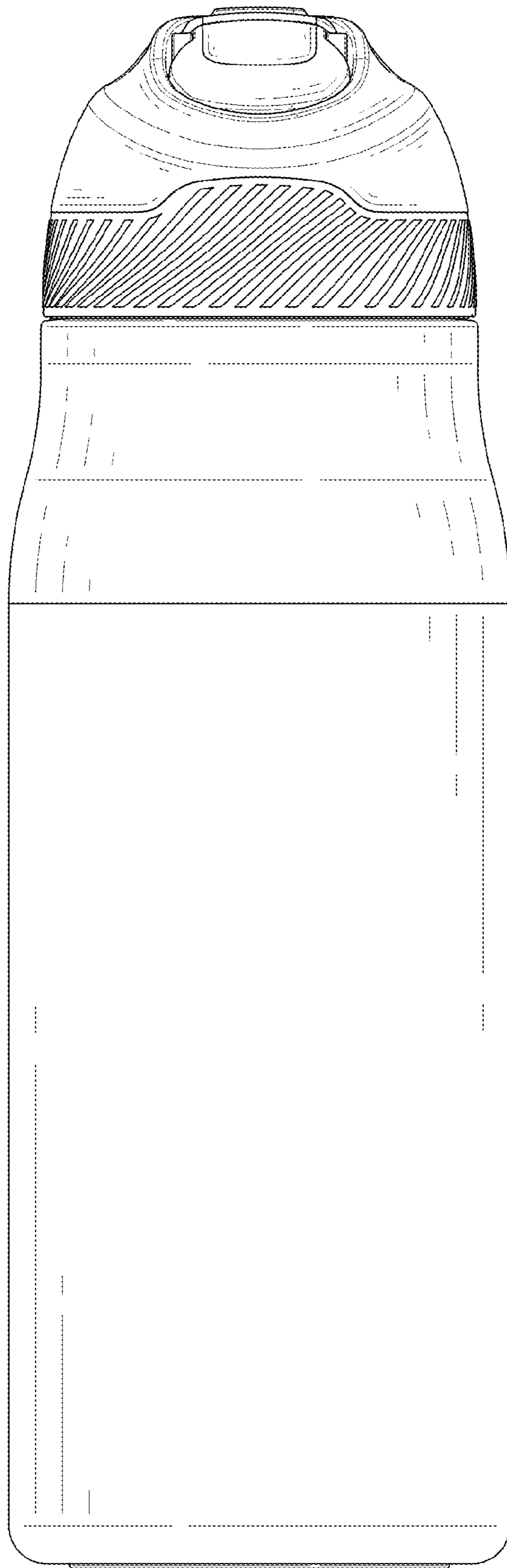


FIG. 3




FIG. 4

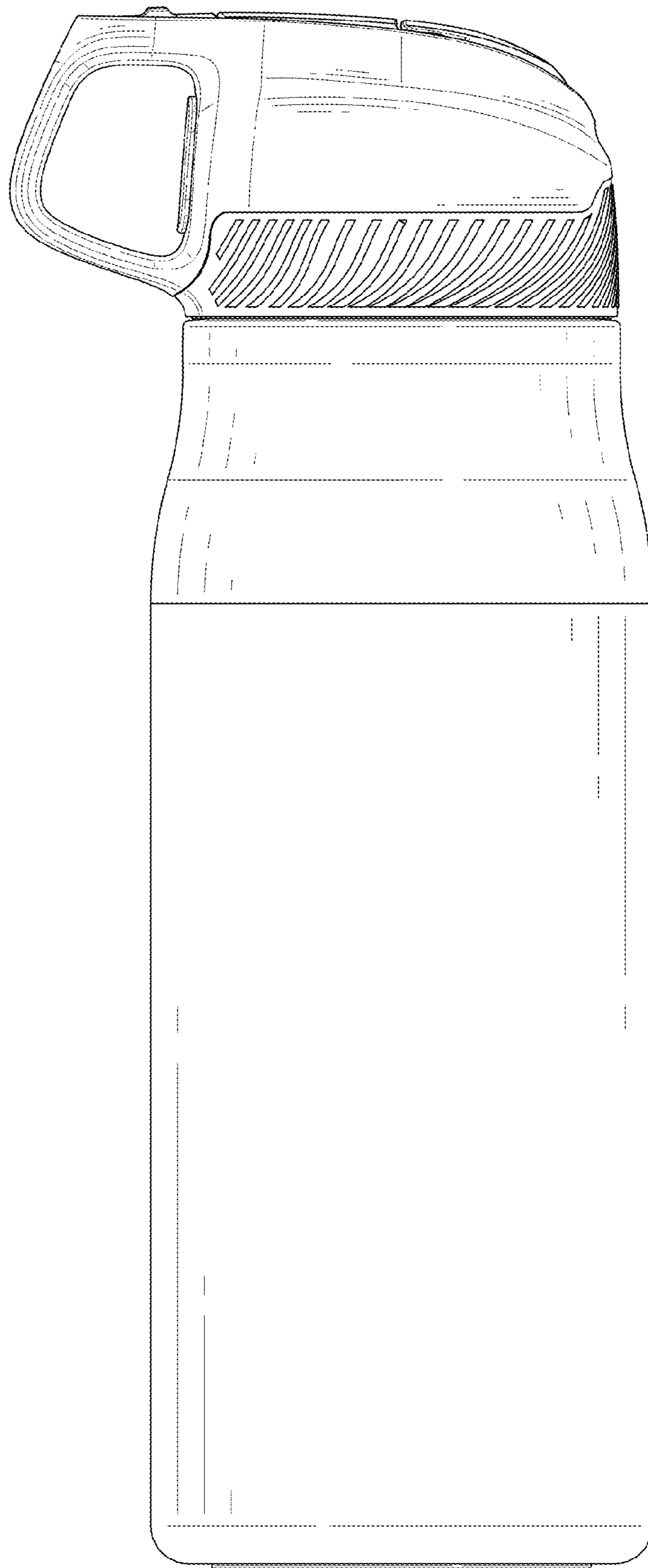


FIG. 5

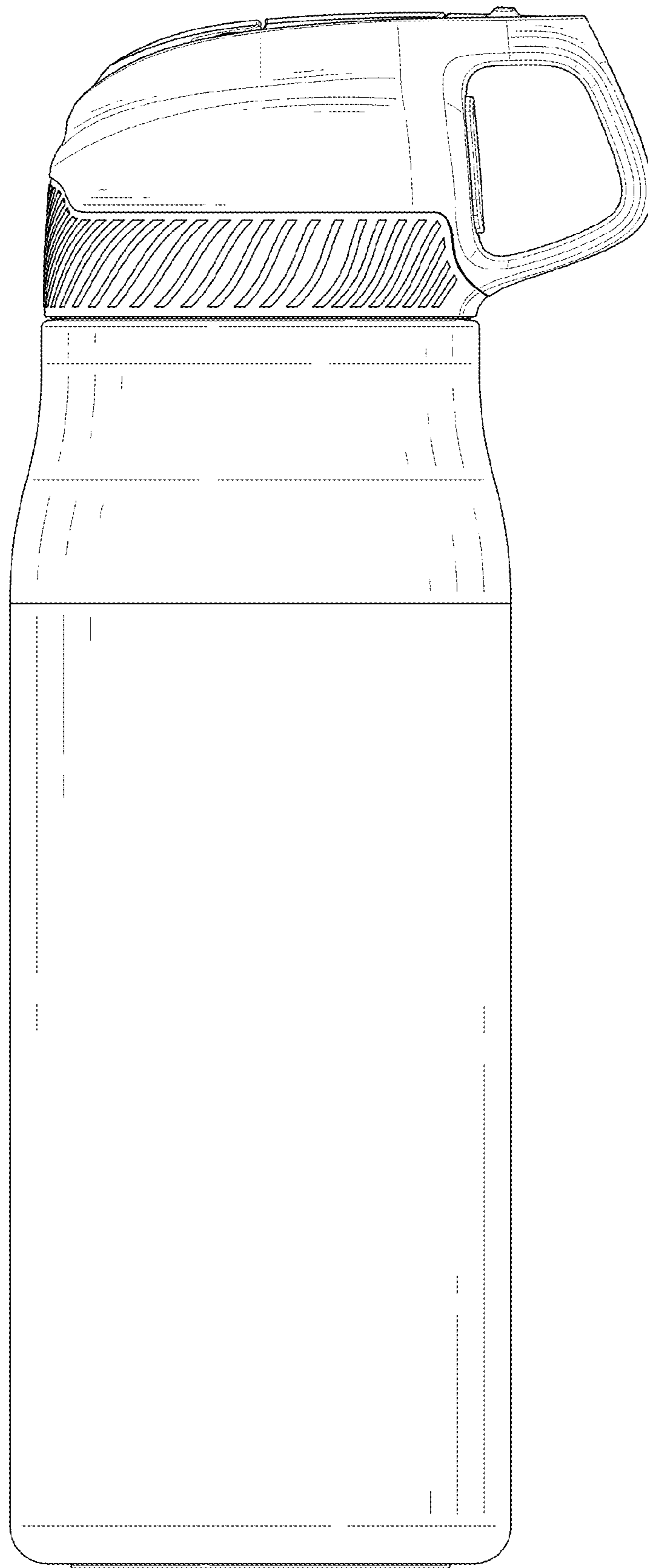


FIG. 6

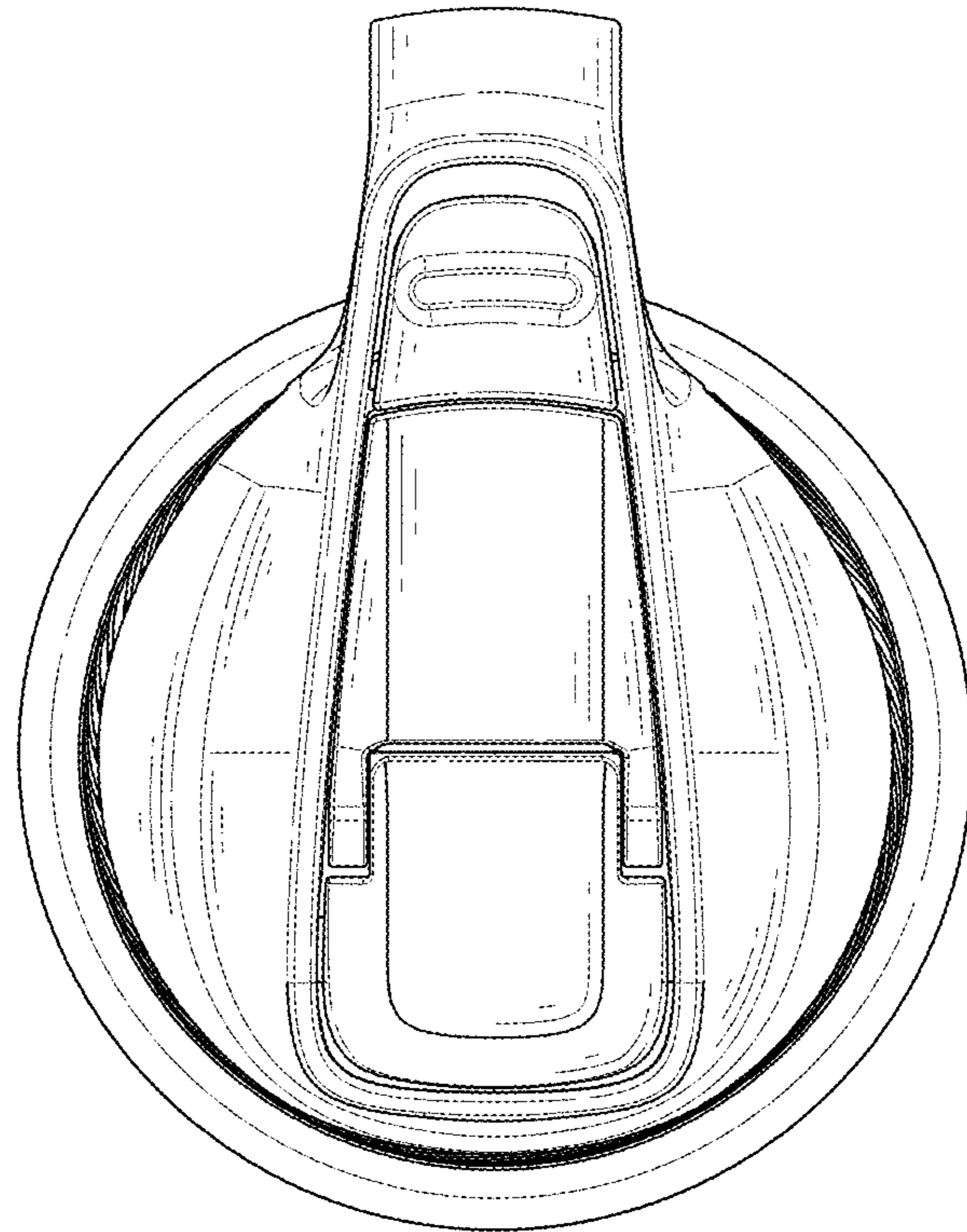


FIG. 7

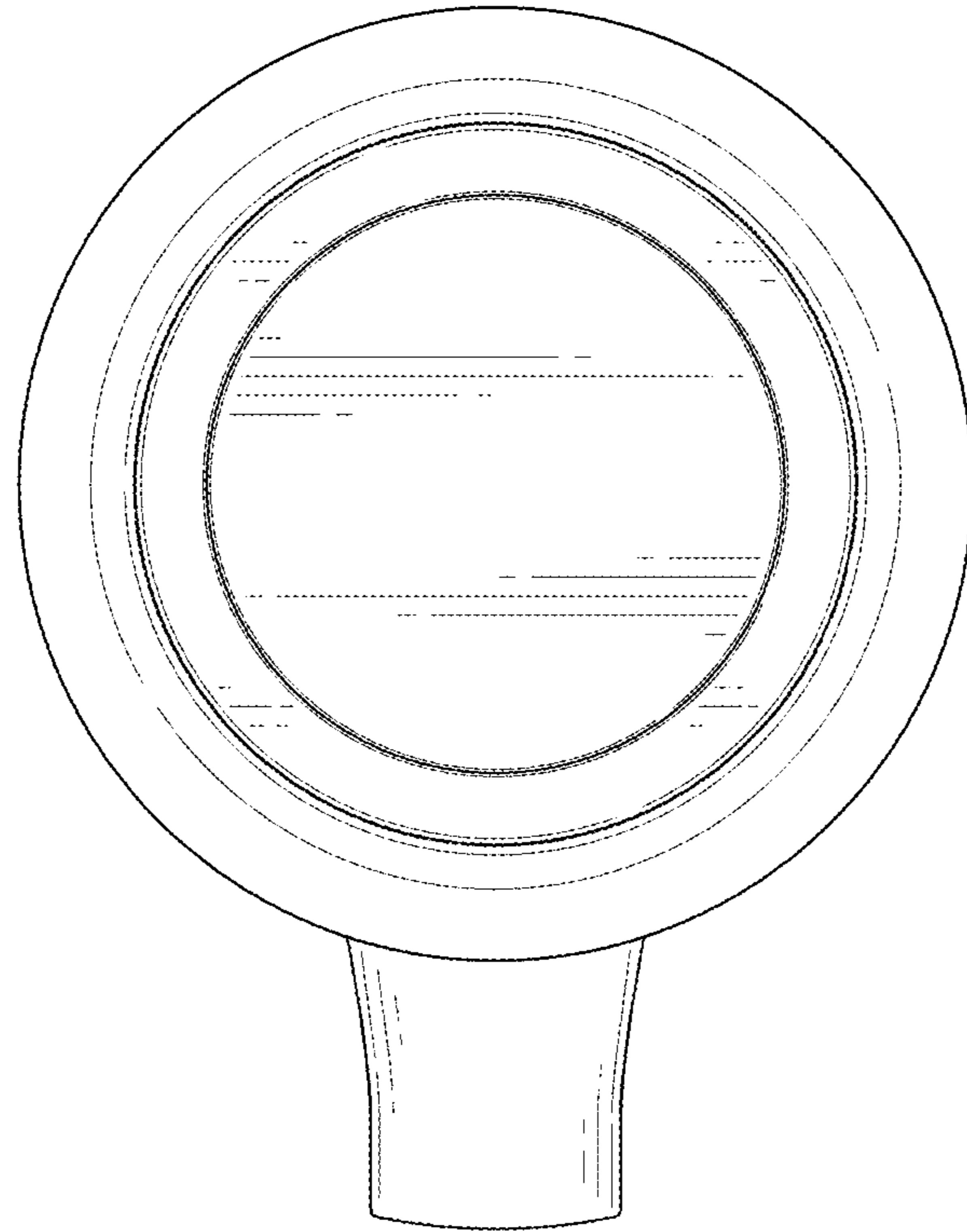


FIG. 8

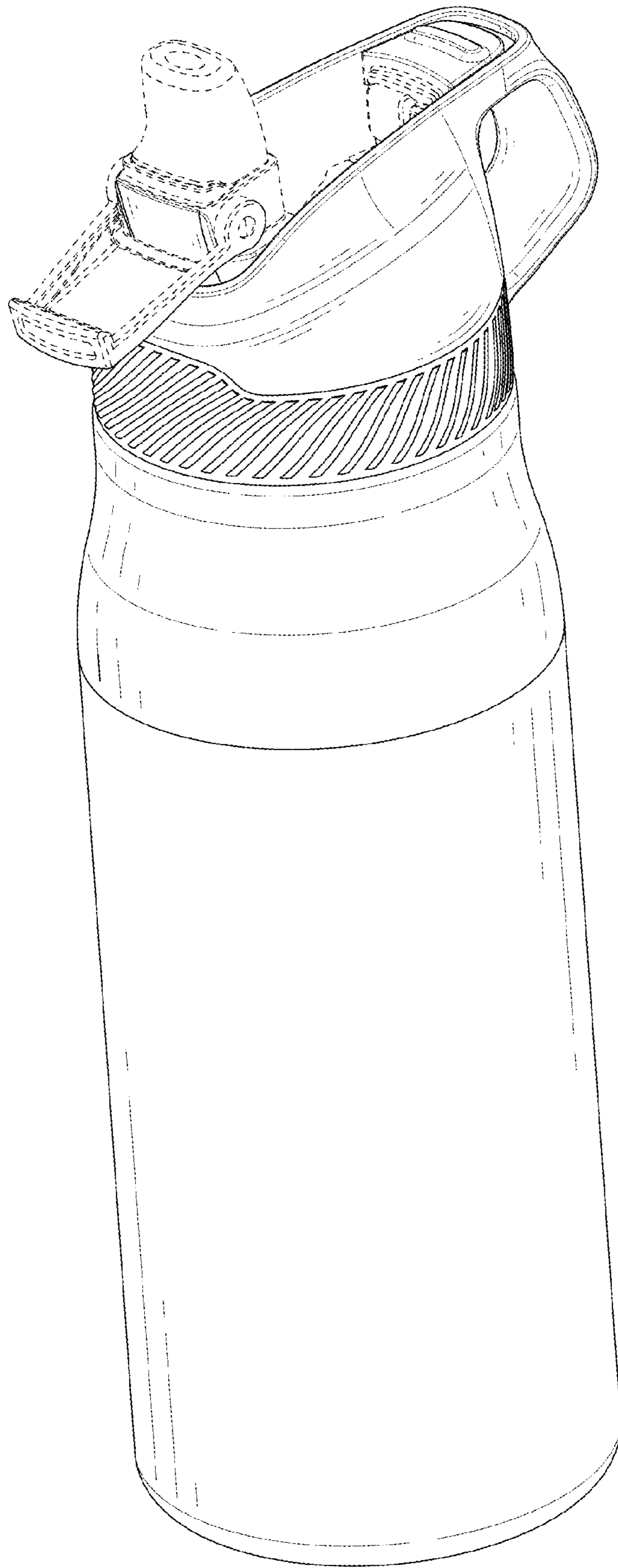


FIG. 9

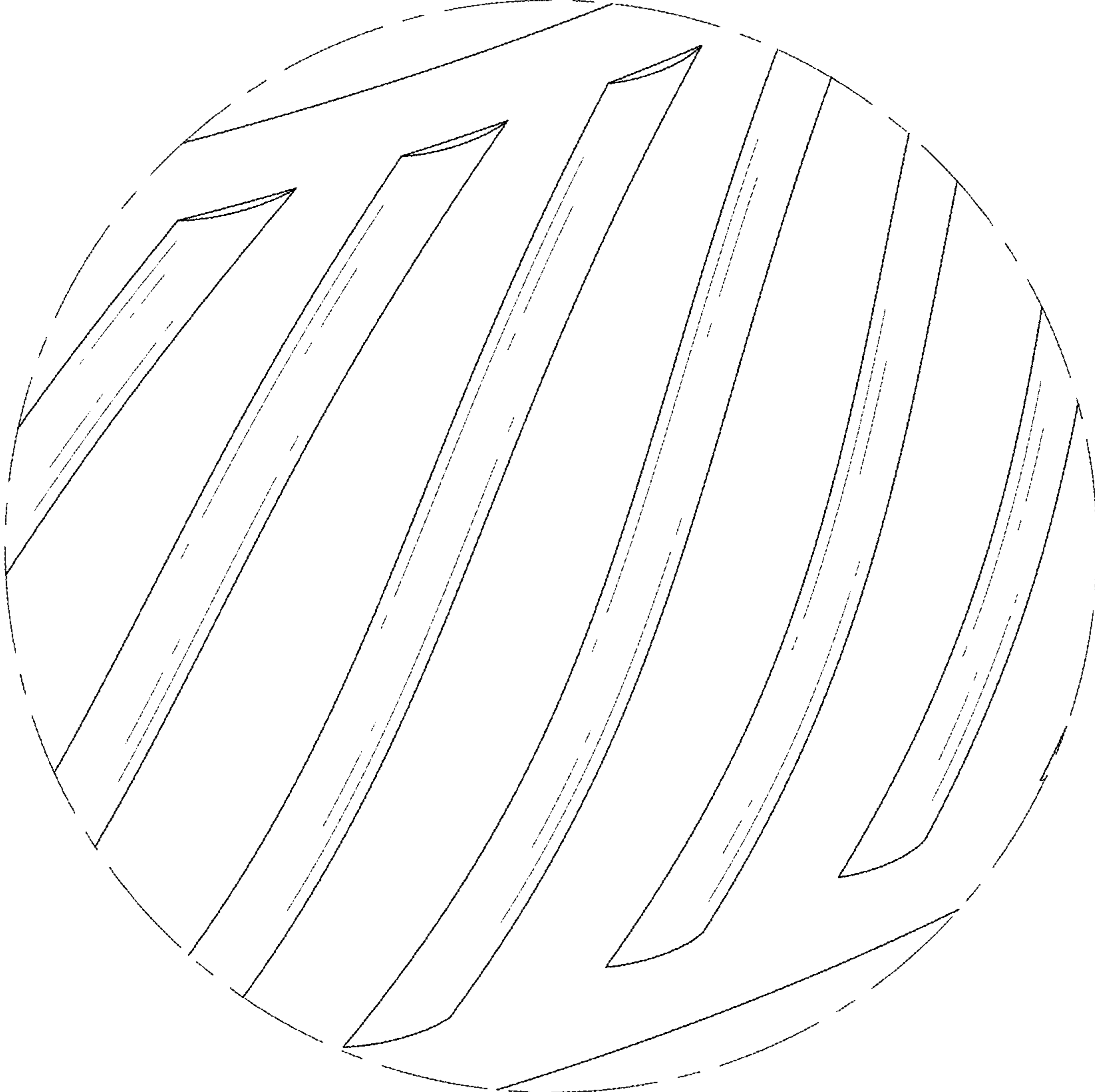


FIG. 10