



US00D949602S

(12) **United States Design Patent**  
**Kliegman et al.**

(10) **Patent No.:** **US D949,602 S**

(45) **Date of Patent:** **\*\* Apr. 26, 2022**

(54) **NECK CUSHION**

(71) Applicants: **Adriana Kliegman**, New York, NY  
(US); **Arsenio Garcia**, Brooklyn, NY  
(US); **Kevin R. Lozeau**, Charlotte, NC  
(US)

(72) Inventors: **Adriana Kliegman**, New York, NY  
(US); **Arsenio Garcia**, Brooklyn, NY  
(US); **Kevin R. Lozeau**, Charlotte, NC  
(US)

(73) Assignee: **ACUTENS, INC.**, Long Island City,  
NY (US)

(\*\*) Term: **15 Years**

(21) Appl. No.: **29/759,176**

(22) Filed: **Nov. 20, 2020**

(51) **LOC (13) Cl.** ..... **06-09**

(52) **U.S. Cl.**  
USPC ..... **D6/601**

(58) **Field of Classification Search**  
USPC ..... D6/595-601, 604, 606; D24/183, 190;  
D21/803, 809  
CPC .... A47C 20/00; A47C 20/021; A47D 15/001;  
A47D 15/008; A47G 9/00; A47G 9/10  
See application file for complete search history.

(56) **References Cited**

U.S. PATENT DOCUMENTS

D490,530 S	*	5/2004	Chen	.....	D24/211
D497,761 S	*	11/2004	Martin	.....	D6/601
D672,569 S	*	12/2012	Sprouse, II	.....	D6/354
D798,634 S	*	10/2017	Sprouse, II	.....	D6/601
D820,460 S	*	6/2018	Gewant	.....	D24/184

D828,054 S	*	9/2018	Chen	.....	D6/601
D849,448 S	*	5/2019	Mi	.....	D6/601
D871,108 S	*	12/2019	Yang	.....	D6/601
D871,796 S	*	1/2020	Mi	.....	D6/601
10,646,049 B2	*	5/2020	Sprouse, II	.....	A47C 7/021
D898,439 S	*	10/2020	Luo	.....	D6/601
D898,447 S	*	10/2020	Xu	.....	D6/601
D928,337 S	*	8/2021	Mollohan	.....	D24/215
D929,772 S	*	9/2021	Peng	.....	D6/601
2002/0066143 A1	*	6/2002	Graebe	.....	A47C 23/002 5/710
2005/0120483 A1	*	6/2005	Clapper	.....	A47C 7/742 5/654
2012/0292958 A1	*	11/2012	Sprouse, II	.....	B62J 1/26 297/200

\* cited by examiner

*Primary Examiner* — Jennifer L Rempfer

(74) *Attorney, Agent, or Firm* — Antonio Papageorgiou;  
Lombard & Geliebter LLP

(57) **CLAIM**

The ornamental design for a neck cushion, as shown and described.

**DESCRIPTION**

FIG. 1 is a perspective view showing the top, front, and right side of the neck cushion according to a second embodiment of my new design;

FIG. 2 is a rear view thereof;

FIG. 3 is a front view thereof;

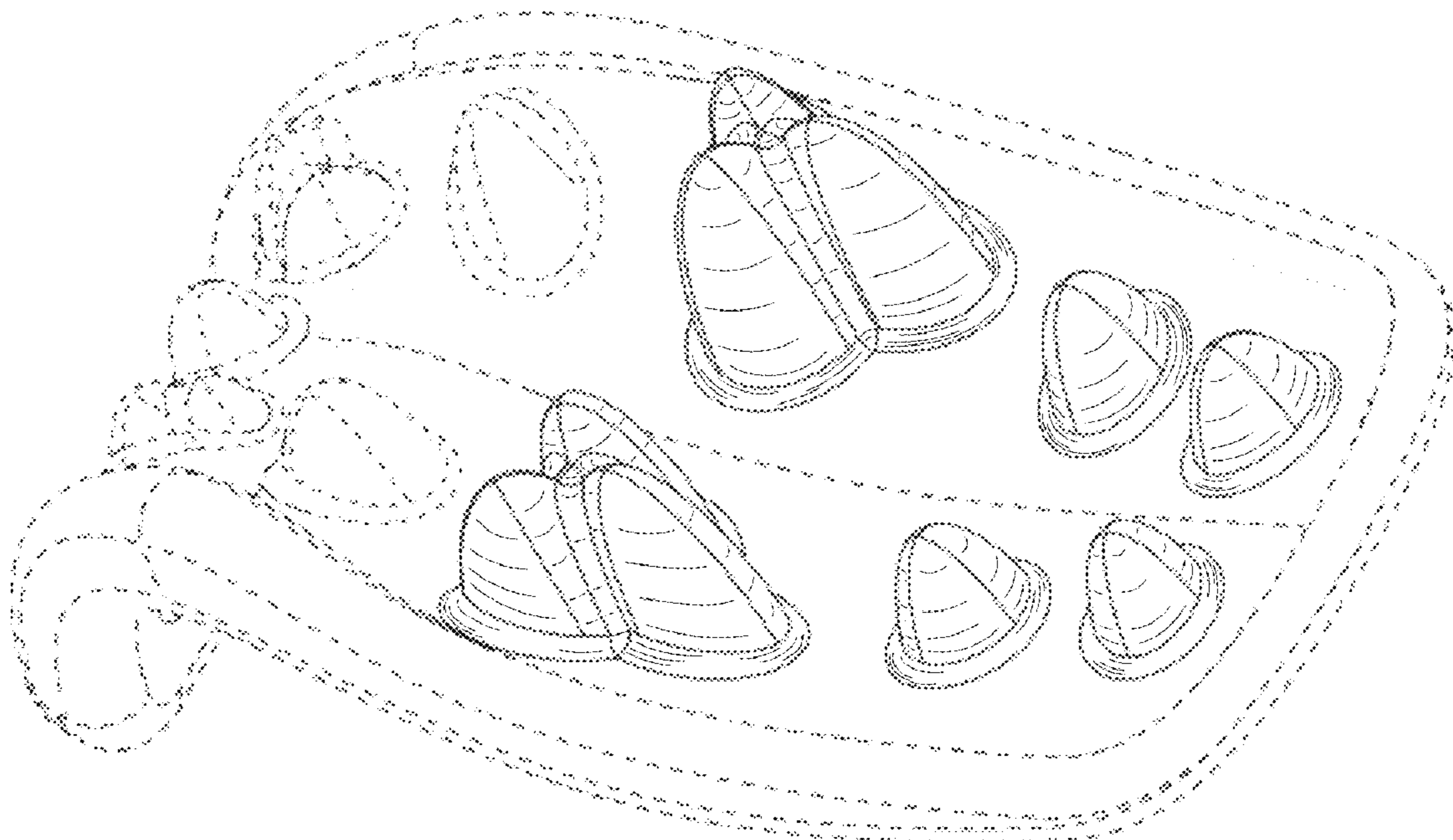
FIG. 4 is a left side view thereof, the right side view being a minor image of the left side view;

FIG. 5 is rear view thereof; and,

FIG. 6 is a rear view thereof.

The broken line(s) in the figures indicate parts of the device which are not part of the claimed design.

**1 Claim, 6 Drawing Sheets**



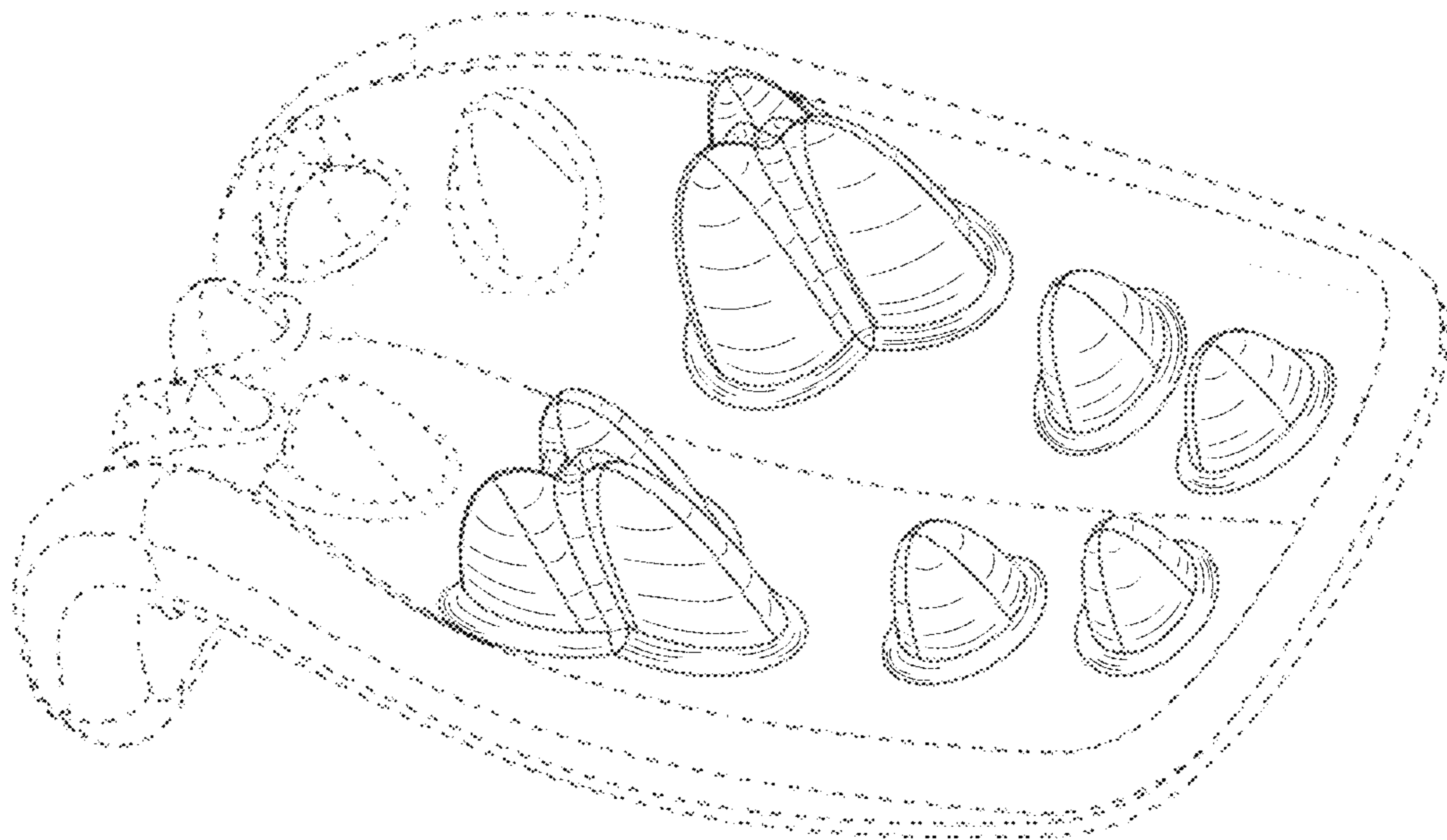


FIG. 1

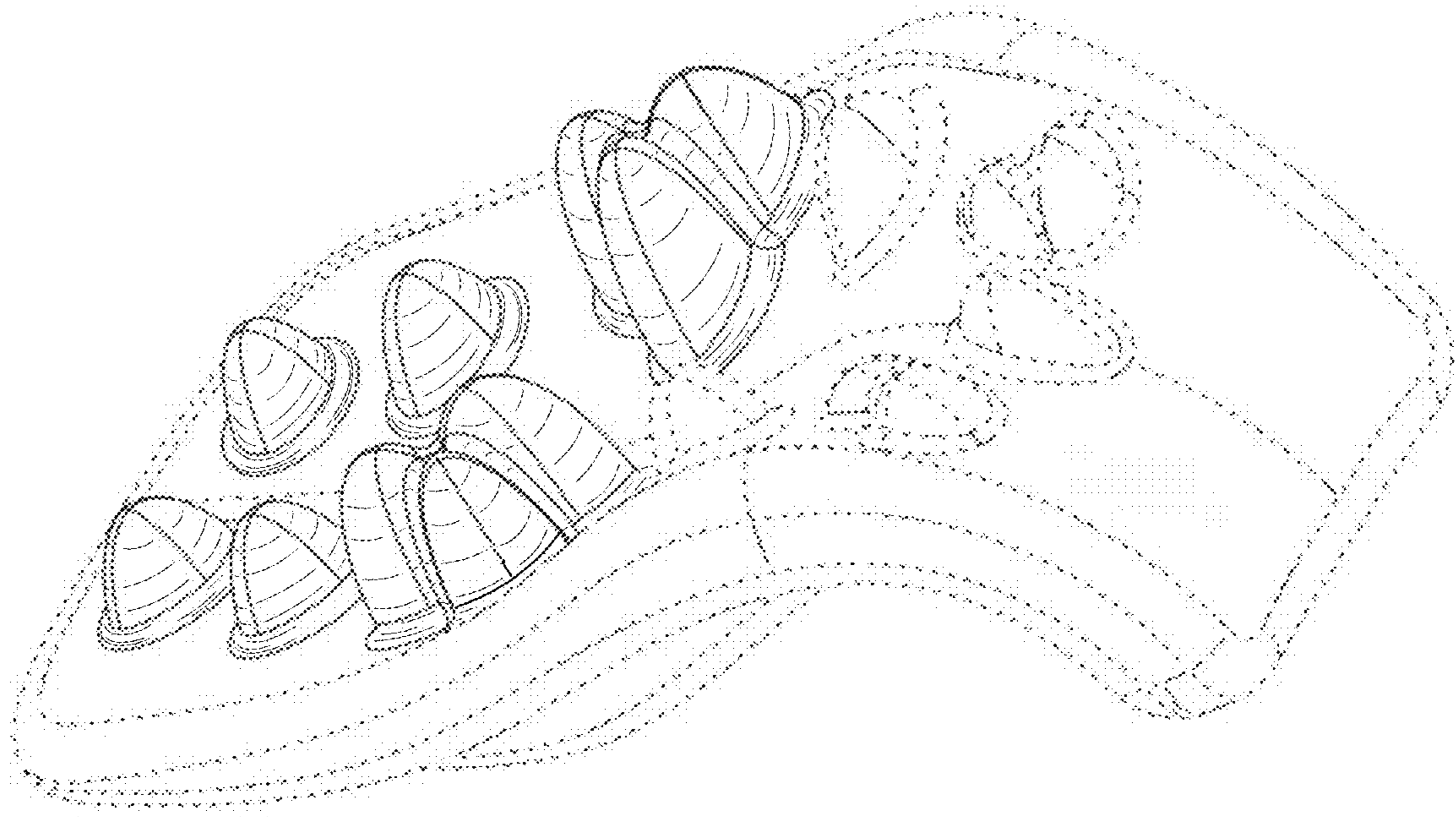


FIG. 2

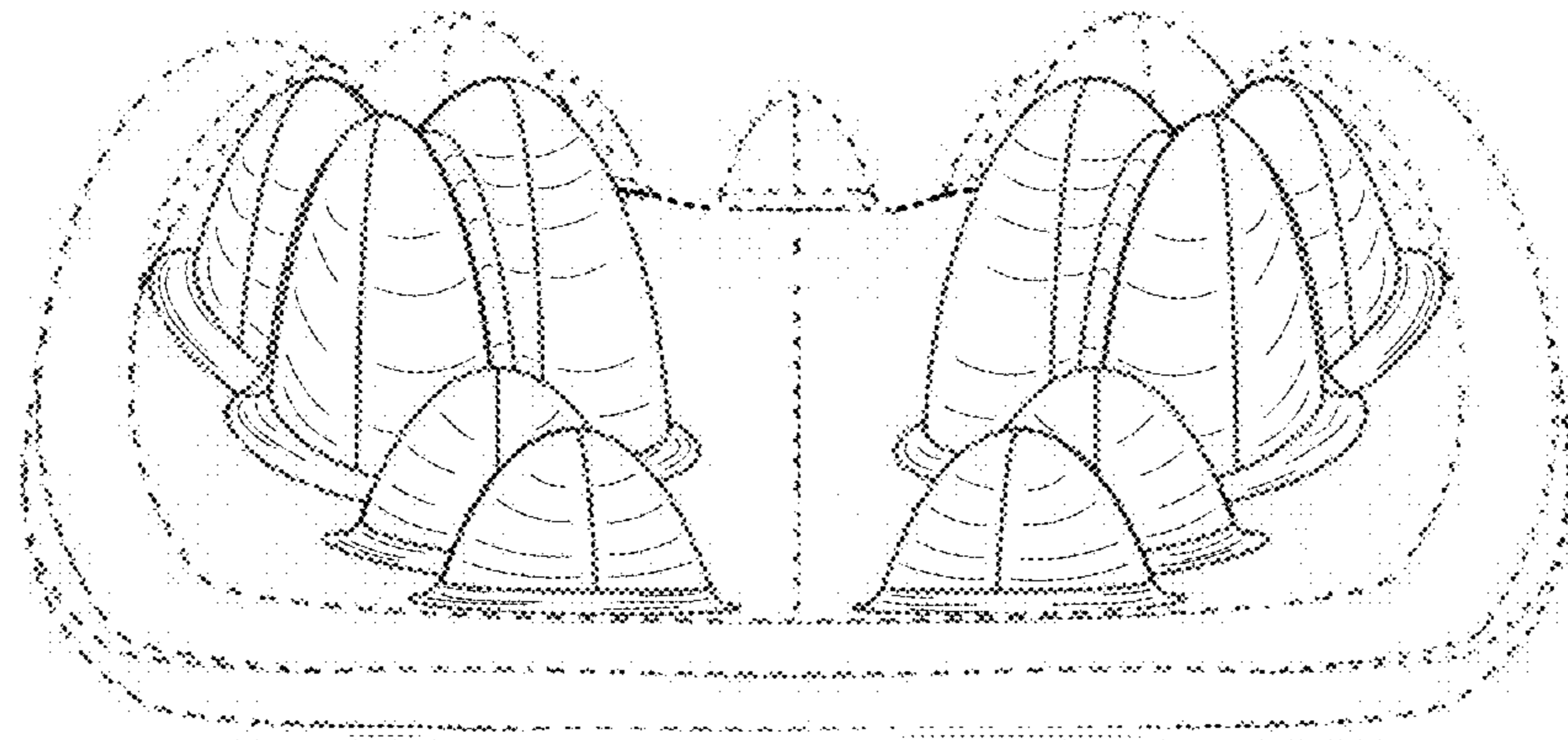


FIG. 3

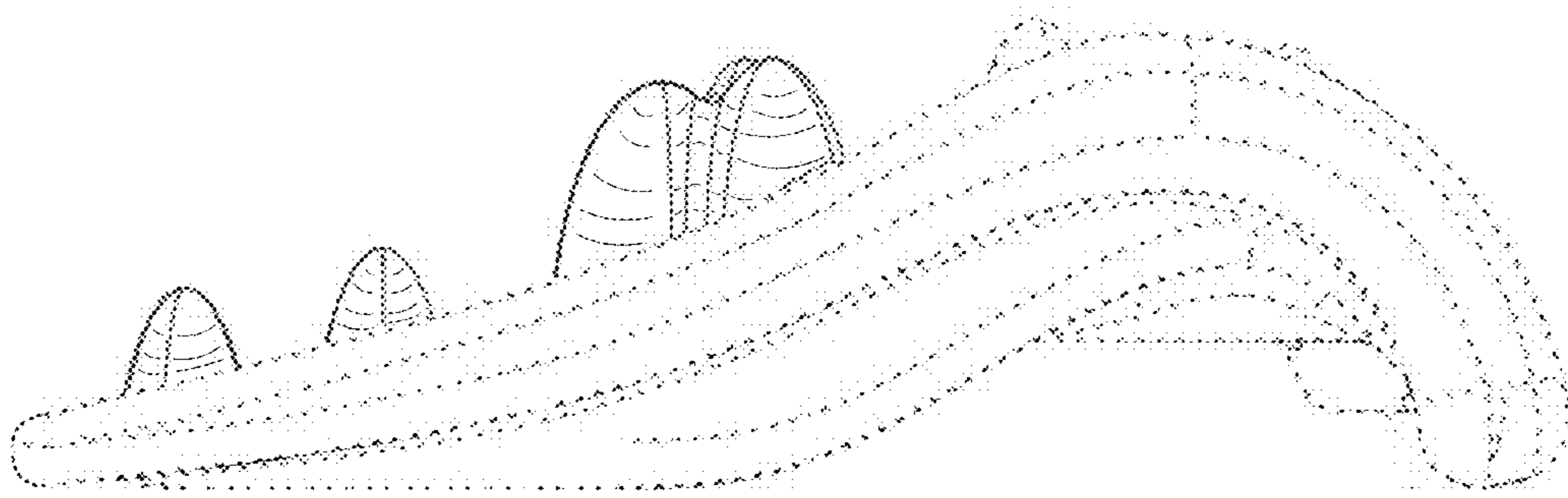


FIG. 4

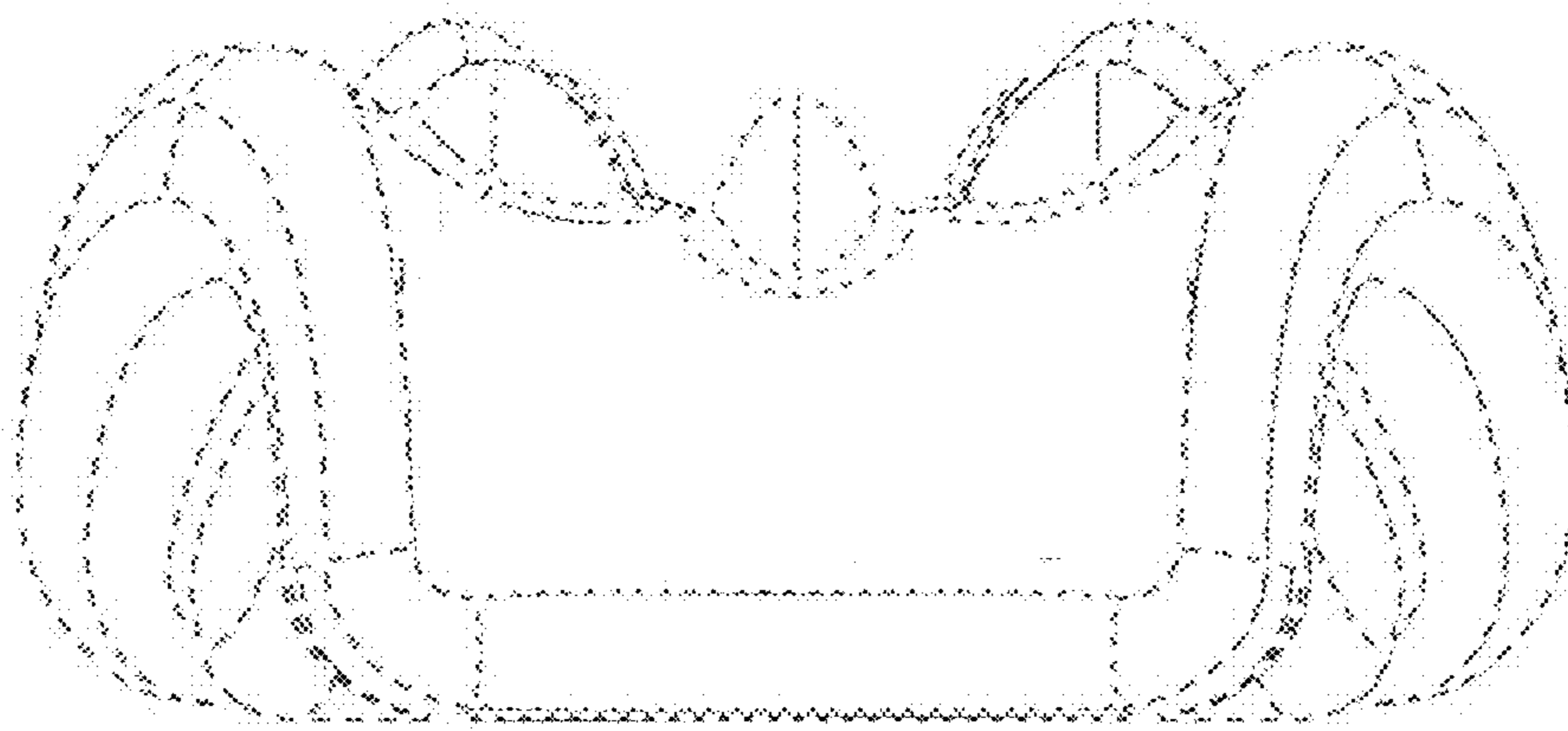


FIG. 5

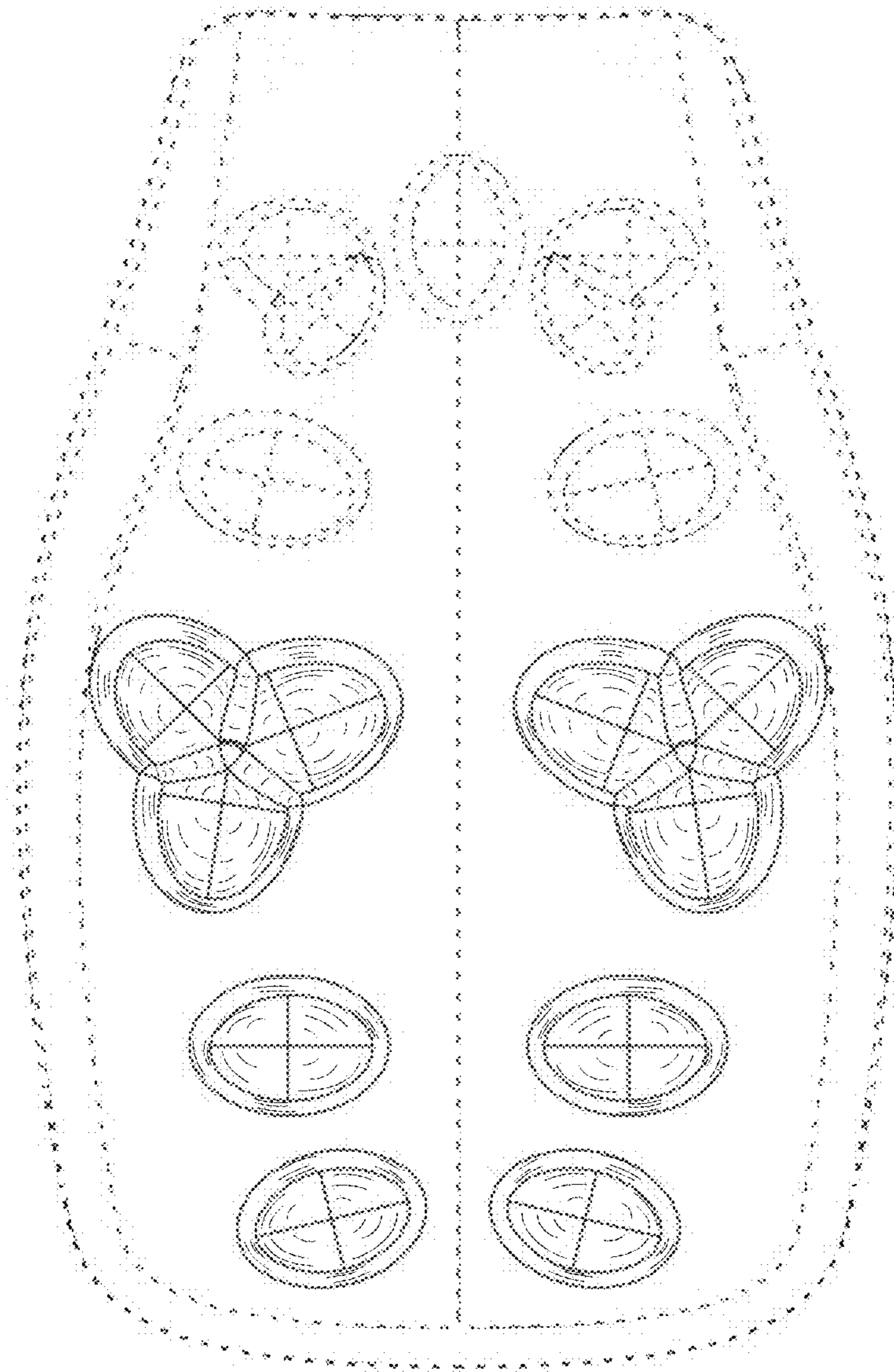


FIG. 6