



US00D949601S

(12) **United States Design Patent**  
**Kliegman et al.**

(10) **Patent No.:** **US D949,601 S**

(45) **Date of Patent:** **\*\* Apr. 26, 2022**

(54) **NECK CUSHION**

(71) Applicants: **Adriana Kliegman**, New York, NY  
(US); **Arsenio Garcia**, Brooklyn, NY  
(US); **Kevin R. Lozeau**, Charlotte, NC  
(US)

(72) Inventors: **Adriana Kliegman**, New York, NY  
(US); **Arsenio Garcia**, Brooklyn, NY  
(US); **Kevin R. Lozeau**, Charlotte, NC  
(US)

(73) Assignee: **ACUTENS, INC.**, Long Island City,  
NY (US)

(\*\*) Term: **15 Years**

(21) Appl. No.: **29/759,175**

(22) Filed: **Nov. 20, 2020**

(51) **LOC (13) Cl.** ..... **06-09**

(52) **U.S. Cl.**  
USPC ..... **D6/601**

(58) **Field of Classification Search**  
USPC ..... D6/595-601, 604, 606; D24/183, 190;  
D21/803, 809  
CPC .... A47C 20/00; A47C 20/021; A47D 15/001;  
A47D 15/008; A47G 9/00; A47G 9/10  
See application file for complete search history.

(56) **References Cited**

**U.S. PATENT DOCUMENTS**

D490,530 S \* 5/2004 Chen ..... D24/211  
D497,761 S \* 11/2004 Martin ..... D6/601  
D672,569 S \* 12/2012 Sprouse, II ..... D6/354  
D798,634 S \* 10/2017 Sprouse, II ..... D6/601  
D820,460 S \* 6/2018 Gewant ..... D24/184

D828,054 S \* 9/2018 Chen ..... D6/601  
D849,448 S \* 5/2019 Mi ..... D6/601  
D871,108 S \* 12/2019 Yang ..... D6/601  
D871,796 S \* 1/2020 Mi ..... D6/601  
10,646,049 B2 \* 5/2020 Sprouse, II ..... A47C 7/021  
D898,439 S \* 10/2020 Luo ..... D6/601  
D898,447 S \* 10/2020 Xu ..... D6/601  
D928,337 S \* 8/2021 Mollohan ..... D24/215  
D929,772 S \* 9/2021 Peng ..... D6/601  
2002/0066143 A1 \* 6/2002 Graebe ..... A47C 23/002  
5/710  
2005/0120483 A1 \* 6/2005 Clapper ..... A47C 7/742  
5/654  
2012/0292958 A1 \* 11/2012 Sprouse, II ..... B62J 1/26  
297/200

\* cited by examiner

*Primary Examiner* — Jennifer L Rempfer

(74) *Attorney, Agent, or Firm* — Antonio Papageorgiou;  
Lombard & Geliebter LLP

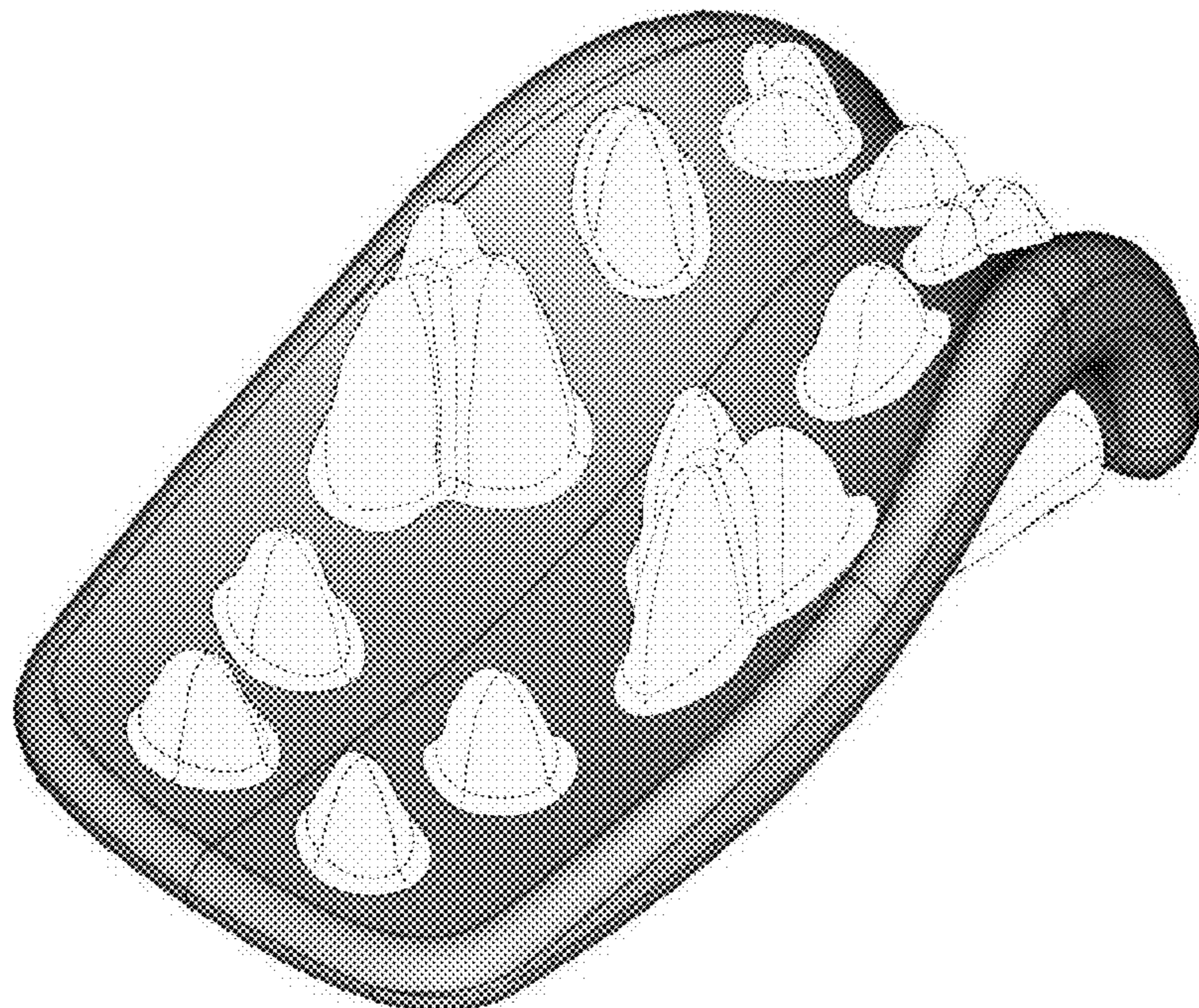
(57) **CLAIM**

The ornamental design for a neck cushion, as shown and described.

**DESCRIPTION**

FIG. 1 is a perspective view showing the top, front, and left side of the neck cushion according to a second embodiment of my new design;  
FIG. 2 is a front view thereof;  
FIG. 3 is a left side view thereof;  
FIG. 4 is rear view thereof;  
FIG. 5 is a right side view thereof; and,  
FIG. 6 is a bottom view thereof.  
The broken line(s) in the figures indicate parts of the device which are not part of the claimed design.

**1 Claim, 6 Drawing Sheets**





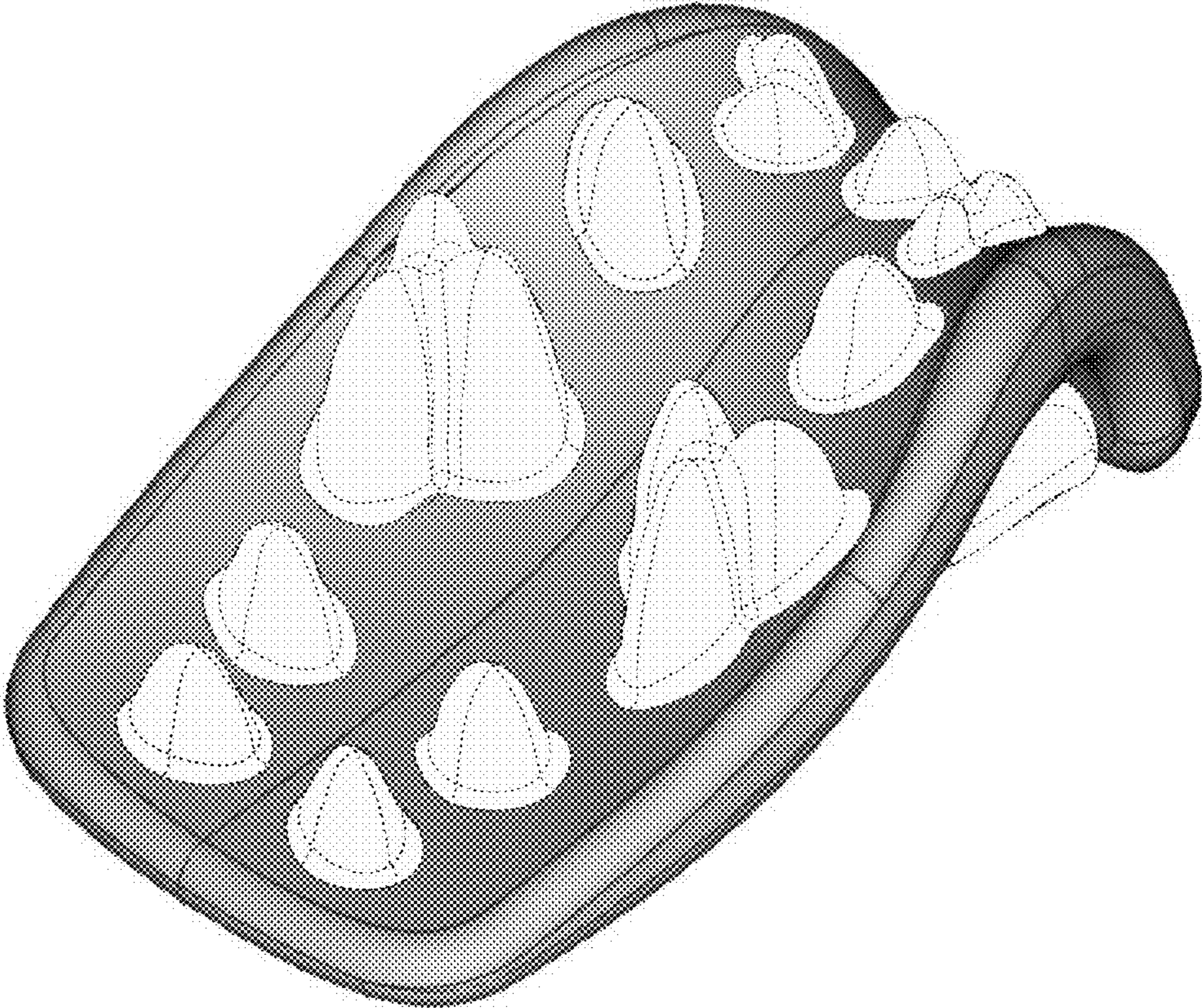


FIG. 1

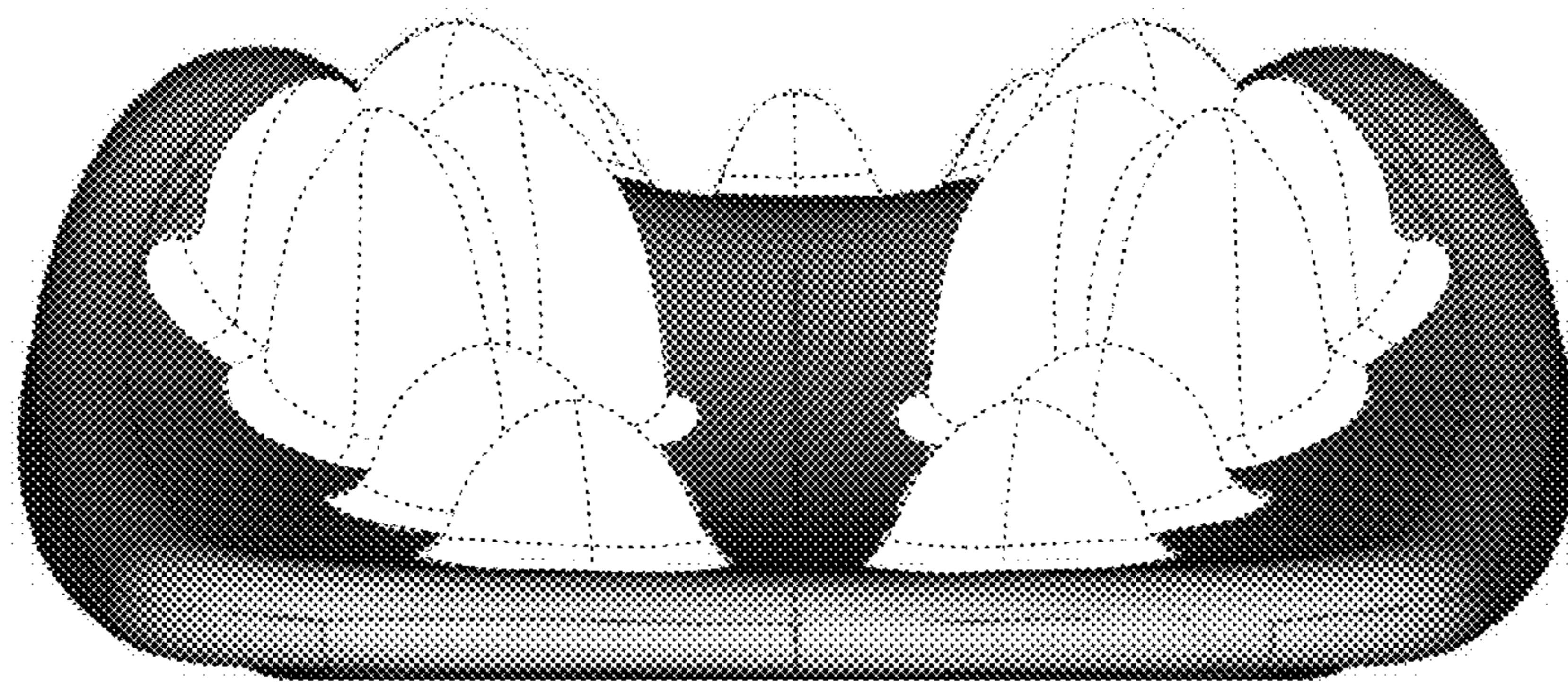


FIG. 2

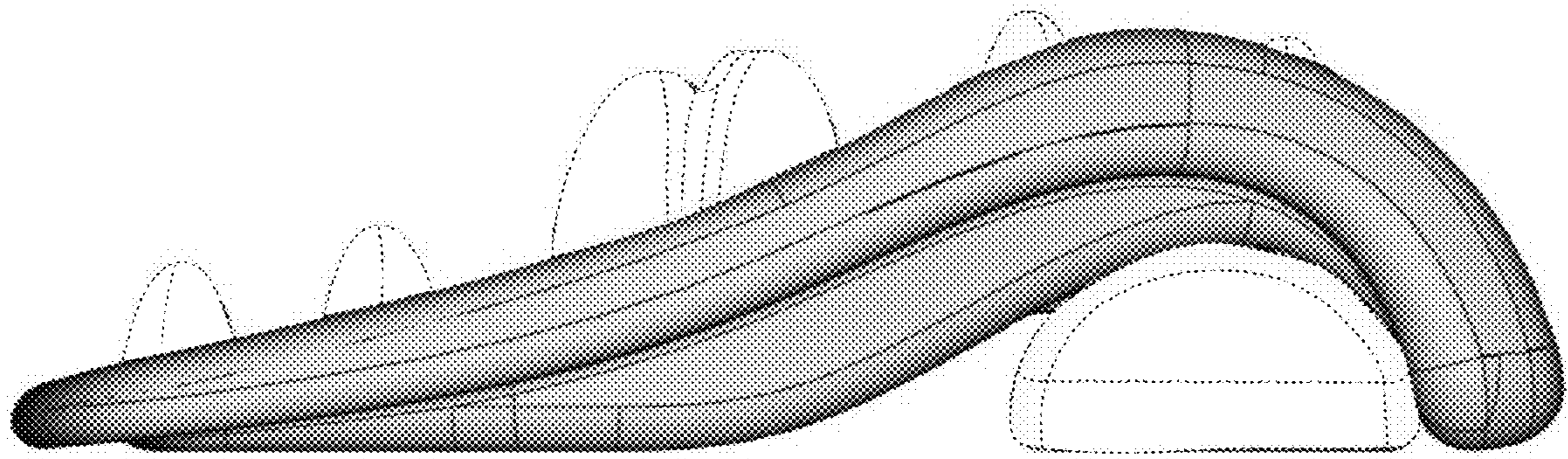


FIG. 3



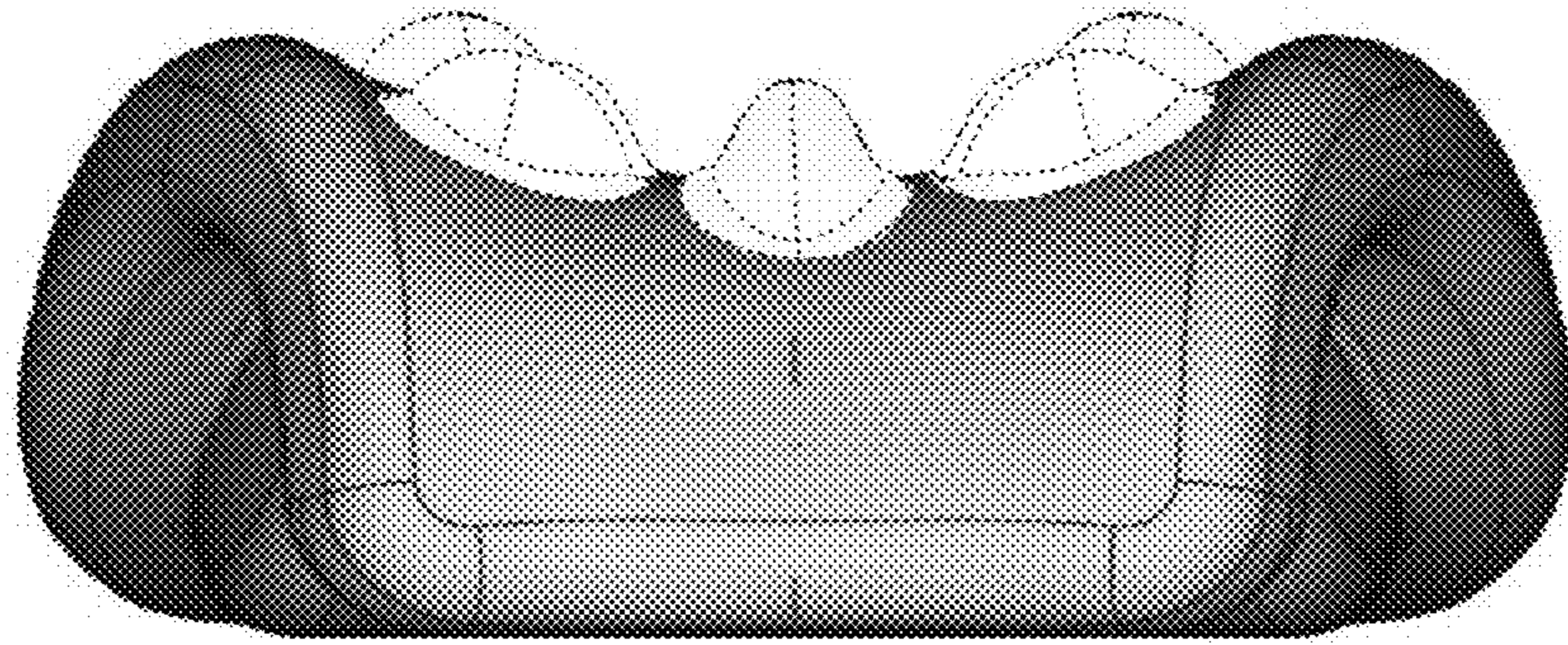


FIG. 4

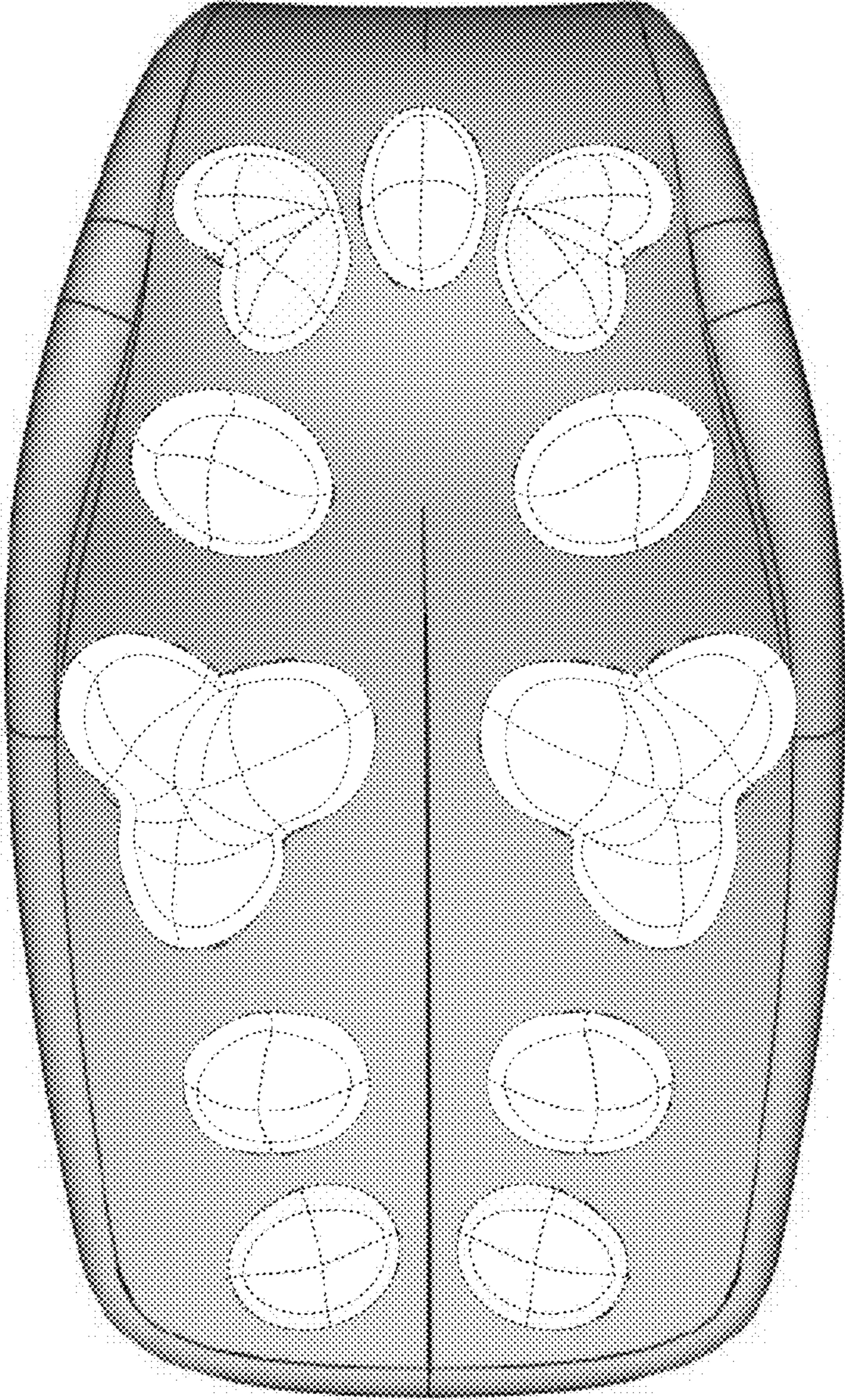


FIG. 5



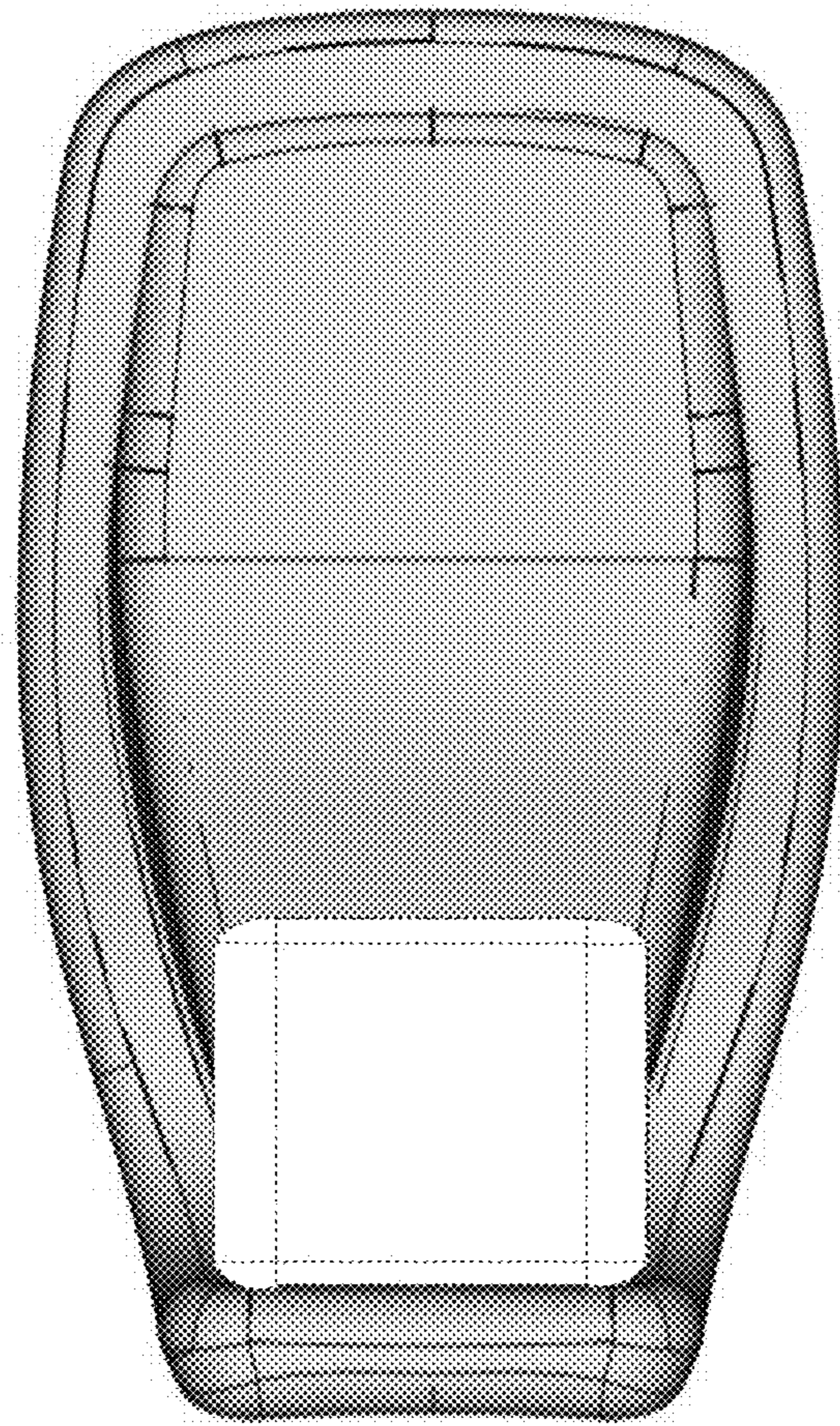


FIG. 6