



US00D949546S

(12) **United States Design Patent**
Mellace et al.

(10) **Patent No.:** **US D949,546 S**

(45) **Date of Patent:** **** Apr. 26, 2022**

(54) **FASTENING DEVICE**

(71) Applicants: **Martina Mellace**, Brooklyn, NY (US);
Alfredo Mellace, Brooklyn, NY (US)

(72) Inventors: **Martina Mellace**, Brooklyn, NY (US);
Alfredo Mellace, Brooklyn, NY (US)

(**) Term: **15 Years**

(21) Appl. No.: **29/725,259**

(22) Filed: **Feb. 24, 2020**

(51) **LOC (13) Cl.** **02-07**

(52) **U.S. Cl.**
USPC **D2/978**; D8/394

(58) **Field of Classification Search**
USPC D8/356, 394, 349, 354, 382; D9/435,
D9/443; D2/978

CPC A44B 18/0003; A44B 18/0007; A44B
18/0011; A44B 18/0015; A44B 18/0019;
A44B 13/0052; A44B 13/0029; A44B
18/0053; A44B 18/0057; A44B 18/0061;
B65D 63/10; B65D 2313/02; F16B 2/02;
F16B 2/10; F16B 2/20; F16B 2/205;
F16B 2/22; F16B 2/24

See application file for complete search history.

(56) **References Cited**

U.S. PATENT DOCUMENTS

- 1,488,864 A * 4/1924 Canaday B65D 33/1675
24/30.5 R
- 1,990,397 A * 2/1935 Barnette A41F 15/02
24/511
- D190,787 S * 6/1961 Dickinson D24/143
- 3,551,965 A * 1/1971 Gordon A44B 99/00
24/543
- 3,629,905 A * 12/1971 Cote B65D 33/1675
24/30.5 R
- D234,204 S * 1/1975 Miller D24/145
- D299,008 S * 12/1988 Näslund D8/395
- D308,465 S * 6/1990 Hietter 128/DIG. 15

- 4,939,818 A * 7/1990 Hahn A44B 18/00
24/16 R
- D309,835 S * 8/1990 Stone, Jr. D28/42
- D317,571 S * 6/1991 Henriksson D8/394
- D329,374 S * 9/1992 Kaga D8/356

(Continued)

FOREIGN PATENT DOCUMENTS

GB 2025511 A * 1/1980 F16B 2/10

Primary Examiner — Sandra Snapp

Assistant Examiner — Ieisha N Price

(74) *Attorney, Agent, or Firm* — Scully, Scott, Murphy &
Presser, P.C.

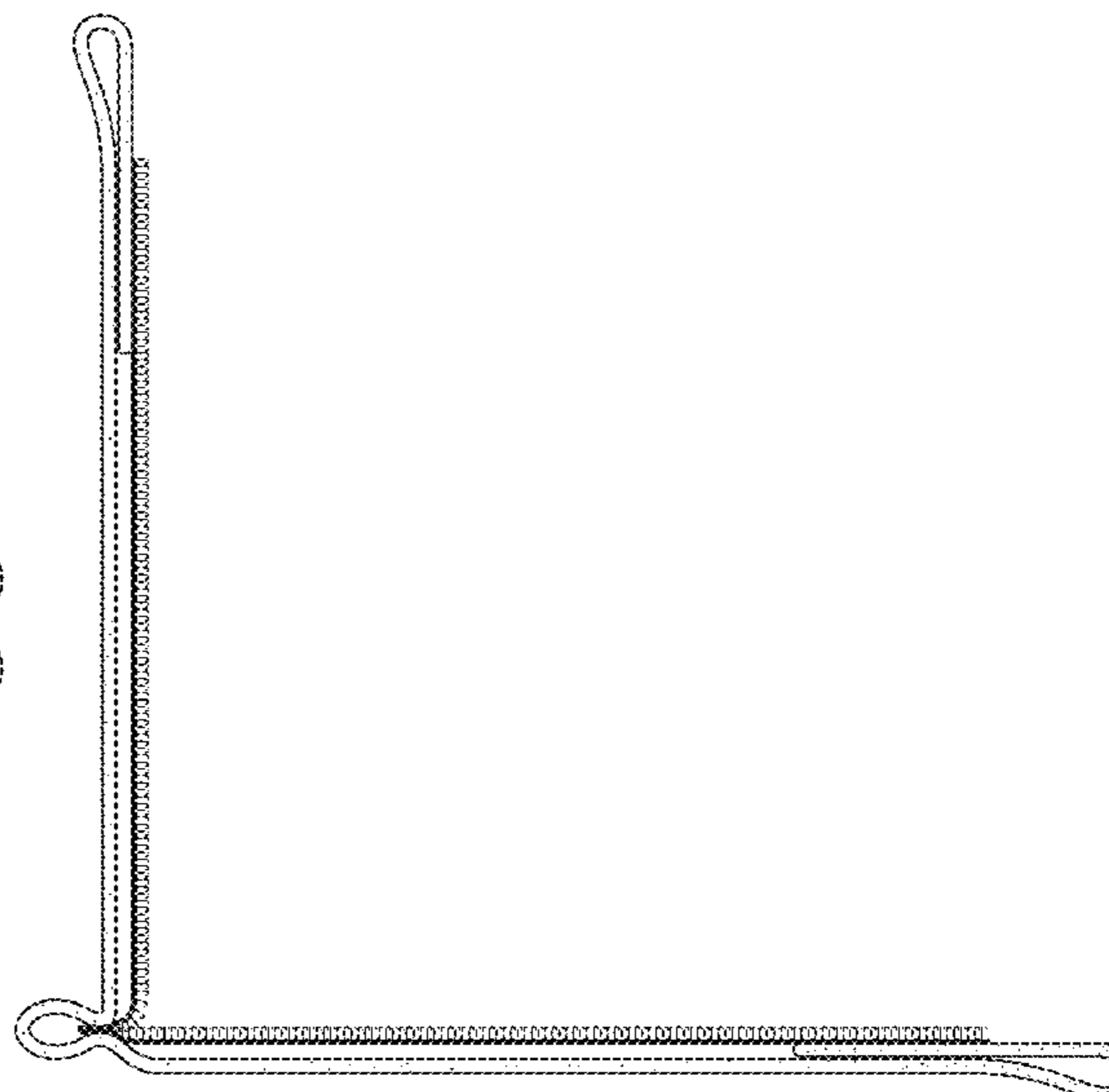
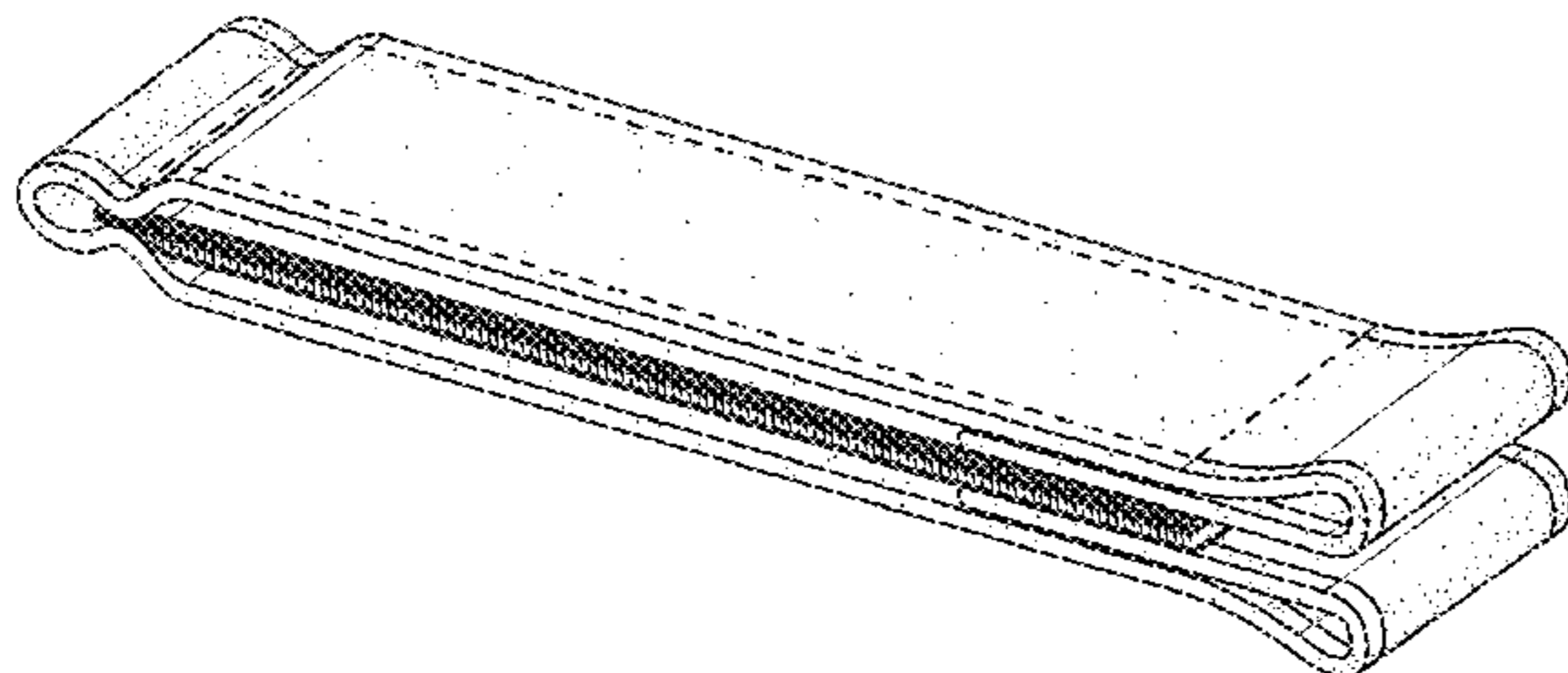
(57) **CLAIM**

The ornamental design for a fastening device, as shown and described.

DESCRIPTION

FIG. 1 is a perspective view of the fastening device showing my new and ornamental design in a closed configuration; FIG. 2 is a front view thereof; FIG. 3 is a rear side view thereof; FIG. 4 is a left side view thereof; FIG. 5 is a right side view thereof; FIG. 6 is a top side view thereof; FIG. 7 is a bottom view thereof; FIG. 8 is a perspective view of the fastening device of FIG. 1, showing my new and ornamental design in an open configuration; FIG. 9 is a front view thereof; FIG. 10 is a rear side view thereof; FIG. 11 is a left side view thereof; FIG. 12 is a right side view thereof; FIG. 13 is a top side view thereof; and, FIG. 14 is a bottom view thereof. The broken lines in the drawings illustrate portions of the fastening device and form no part of the claimed design.

1 Claim, 13 Drawing Sheets



(56)

References Cited

U.S. PATENT DOCUMENTS

D364,269 S * 11/1995 Sabosky D3/207
5,634,245 A * 6/1997 Rouser A44B 18/0053
24/452
D547,532 S * 7/2007 White, Sr. D2/946
D576,869 S * 9/2008 Yabe D8/395
D606,860 S * 12/2009 Hill D9/434
D614,401 S * 4/2010 Schifter D3/221
D664,348 S * 7/2012 Armstrong D2/978
D673,272 S * 12/2012 Trivisani D24/143
D686,910 S * 7/2013 Towell, Jr. D8/395
D688,944 S * 9/2013 Lane D9/435
D758,176 S * 6/2016 Iwasaki D8/394
D782,286 S * 3/2017 Rothbaum D8/356
D808,773 S * 1/2018 Rothbaum D8/356
D817,155 S * 5/2018 Li D8/356
D819,951 S * 6/2018 Lindsey D2/978
D824,658 S * 8/2018 Gabbidon D2/978
D832,460 S * 10/2018 Tien D25/68
D836,903 S * 1/2019 Lindsey D2/978
D929,851 S * 9/2021 Deng D8/356
2008/0201915 A1 * 8/2008 Obiols B65D 63/10
24/306
2011/0308046 A1 * 12/2011 Weiss F16L 3/2235
24/122.6
2013/0333167 A1 * 12/2013 Wu F16B 2/10
24/517
2015/0291321 A1 * 10/2015 Ecker B65D 33/1675
24/30.5 R
2016/0298664 A1 * 10/2016 Benson, Jr. F16B 2/10
2017/0290410 A1 * 10/2017 Evans F16B 2/22
2019/0373988 A1 * 12/2019 Takakuwa A44B 18/0084

* cited by examiner

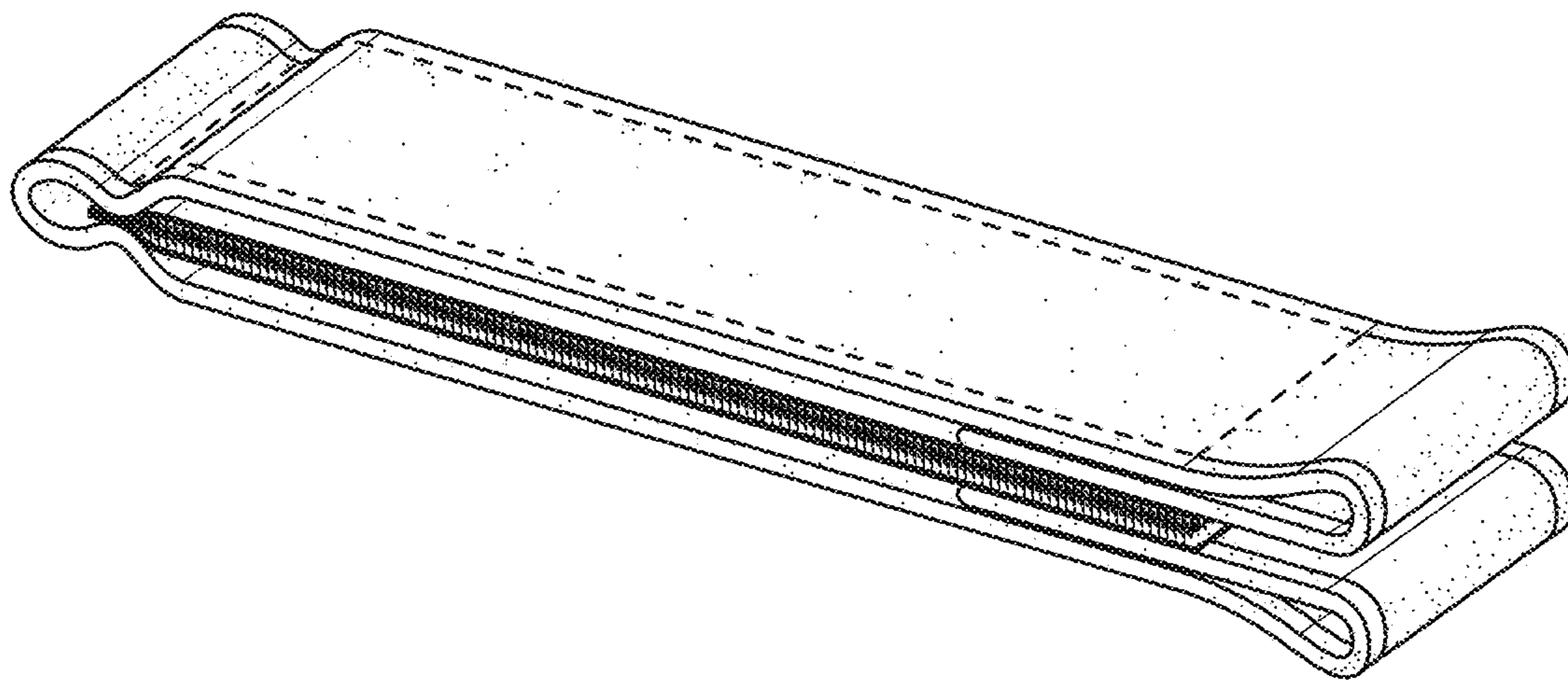


FIG. 1

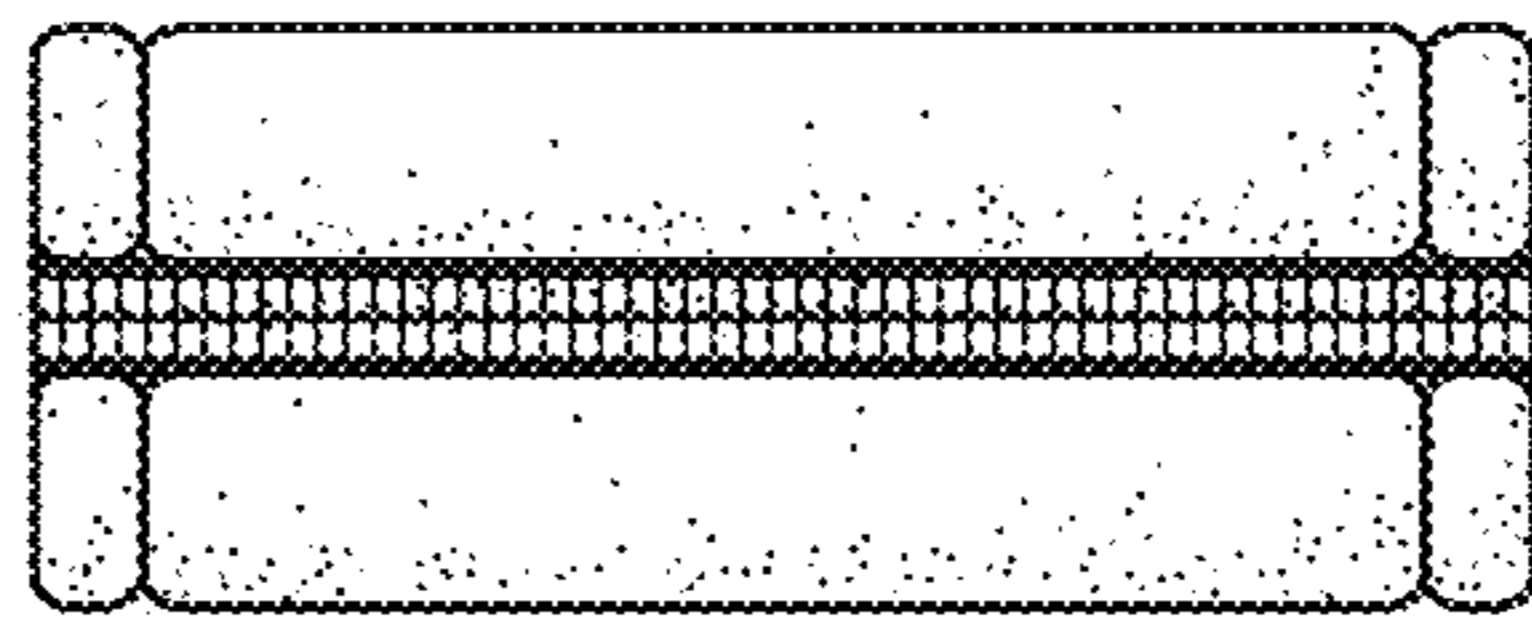


FIG. 2




FIG. 3

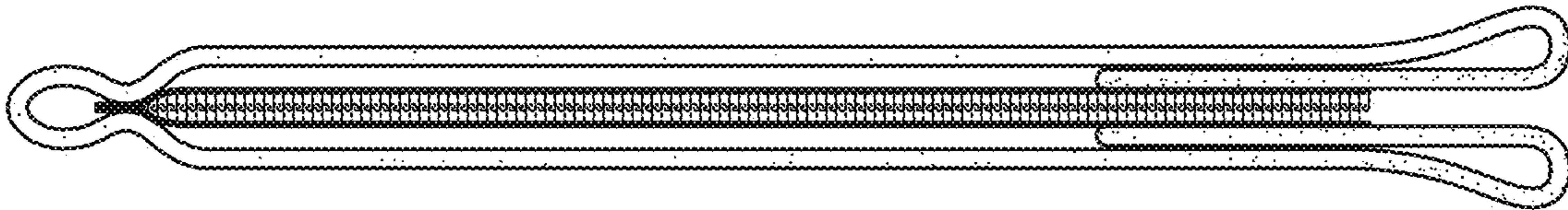


FIG. 4

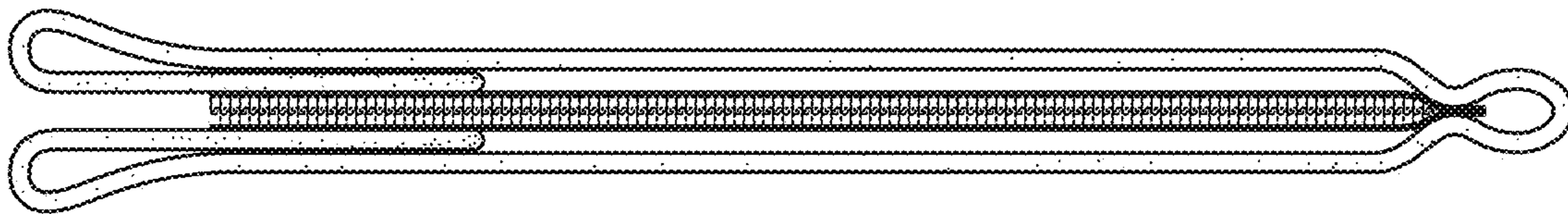


FIG. 5




FIG. 6




FIG. 7

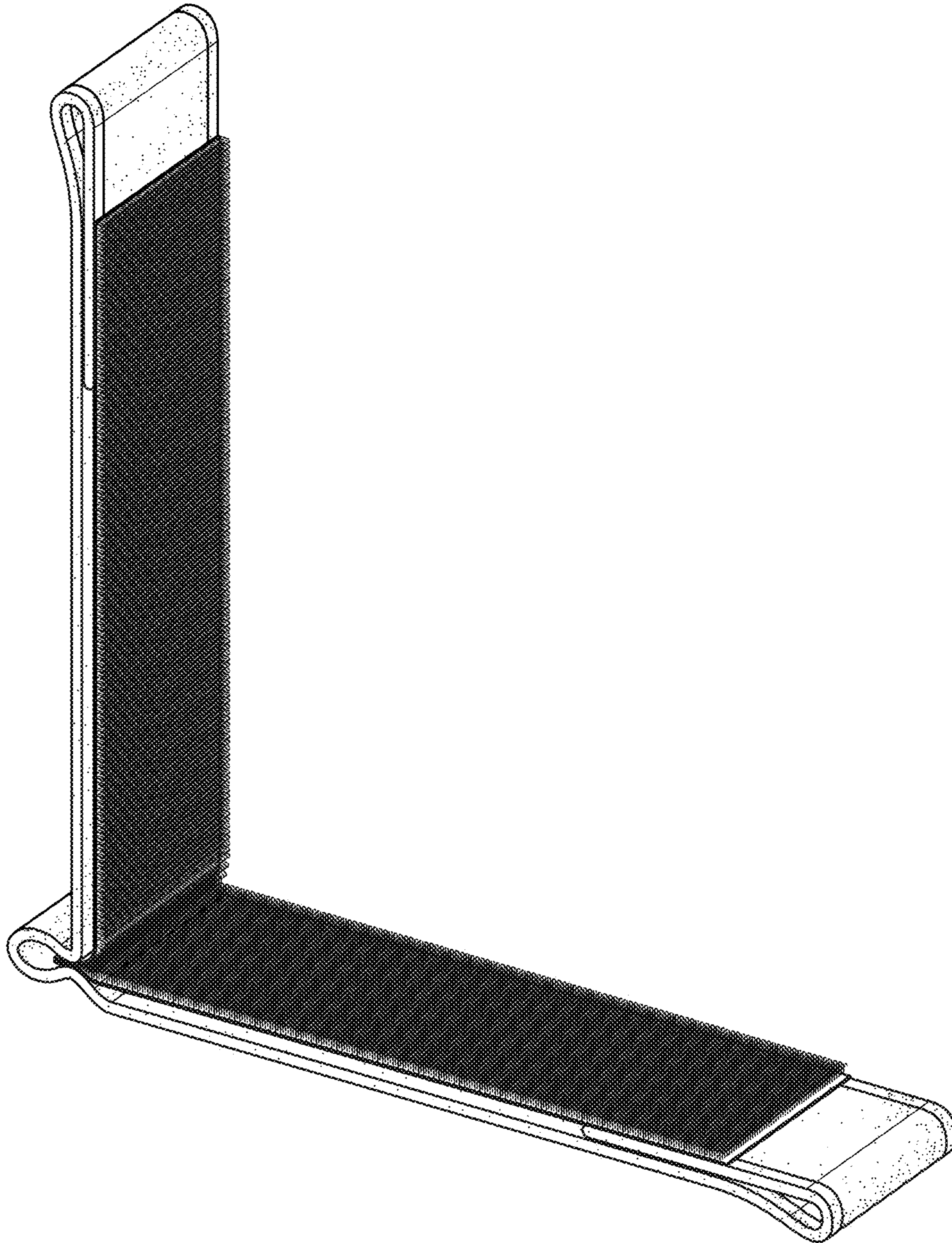


FIG. 8




FIG. 9




FIG. 10

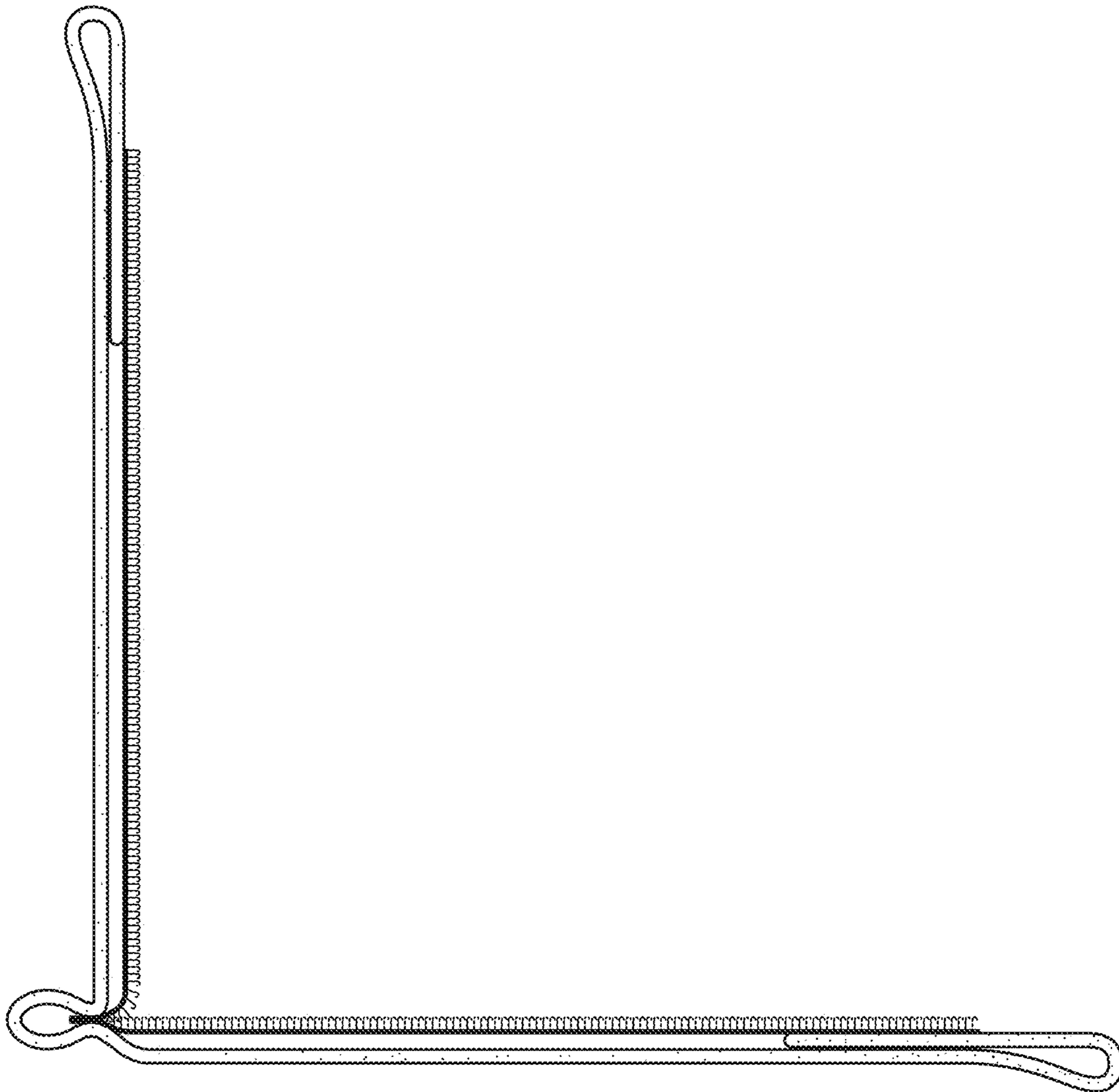


FIG. 11

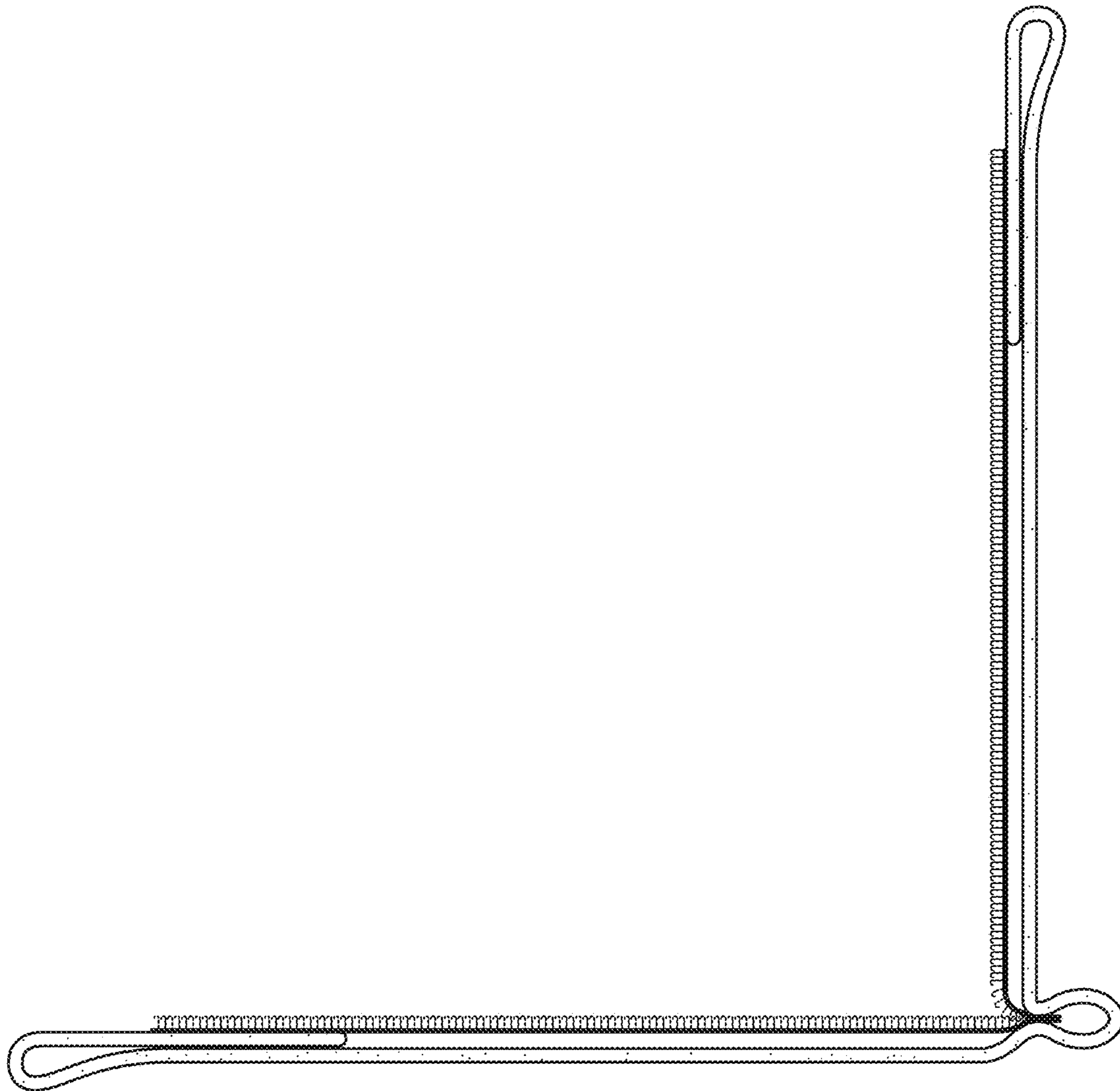


FIG. 12




FIG. 13




FIG. 14