



US00D949539S

(12) **United States Design Patent**
Lalo

(10) **Patent No.:** **US D949,539 S**
(45) **Date of Patent:** **** Apr. 26, 2022**

- (54) **PAIR OF INSOLES**
- (71) Applicant: **Invicta Watch Company of America, Inc.**, Hollywood, FL (US)
- (72) Inventor: **Eyal Lalo**, Hallandale, FL (US)
- (73) Assignee: **Invicta Watch Company of America, Inc.**, Hollywood, FL (US)

- D815,813 S 4/2018 Buck
- D820,572 S * 6/2018 Buck D2/961
- D820,573 S 6/2018 Buck
- D827,270 S * 9/2018 Yang D2/961
- D827,998 S 9/2018 Buck
- D828,989 S 9/2018 Buck
- 10,251,443 B2 * 4/2019 Liu A43B 17/14
- D856,651 S * 8/2019 Buck D2/961
- D858,969 S * 9/2019 Miranda D2/961
- D862,861 S 10/2019 Buck et al.

(Continued)

(**) Term: **15 Years**

(21) Appl. No.: **29/759,225**

(22) Filed: **Nov. 20, 2020**

(51) **LOC (13) Cl.** **02-04**

(52) **U.S. Cl.**
USPC **D2/961**

(58) **Field of Classification Search**
USPC D2/915, 946, 947, 949, 951, 954, 961,
D2/968, 976

CPC A43B 17/00; A43B 17/003; A43B 17/006;
A43B 17/02; A43B 17/023; A43B 17/03;
A43B 17/08; A43B 17/14; A43B 13/00;
A43B 13/02; A43B 13/04; A43B 13/12;
A43B 13/14; A43B 13/16; A43B 13/20;
A43B 13/24; A43B 13/38; A43B 13/40;
A43B 13/41

See application file for complete search history.

(56) **References Cited**

U.S. PATENT DOCUMENTS

- 5,394,626 A * 3/1995 Brown A43B 7/141
36/173
- 6,301,805 B1 * 10/2001 Howlett A43B 7/142
36/145
- D533,336 S * 12/2006 Walker D2/961
- D721,882 S * 2/2015 Vasyli D2/961
- 9,060,565 B2 6/2015 Kosta
- D797,428 S * 9/2017 Granger D2/961
- 9,770,064 B2 9/2017 Kosta
- D815,811 S 4/2018 Buck

OTHER PUBLICATIONS

Plantar Fasciitis Arch Support Insoles, announced May 23, 2021 [online], [site visited Jan. 21, 2022]. Available from internet, URL: <https://www.amazon.com/Fasciitis-Athletic-Orthotics-Metatarsalgia-OverPronation/dp/B095JN1111> (Year: 2021).*

Primary Examiner — Elizabeth J Oswecki
Assistant Examiner — Yelizaveta Y Masalimova
(74) *Attorney, Agent, or Firm* — Seth Natter; Haug Partners LLP

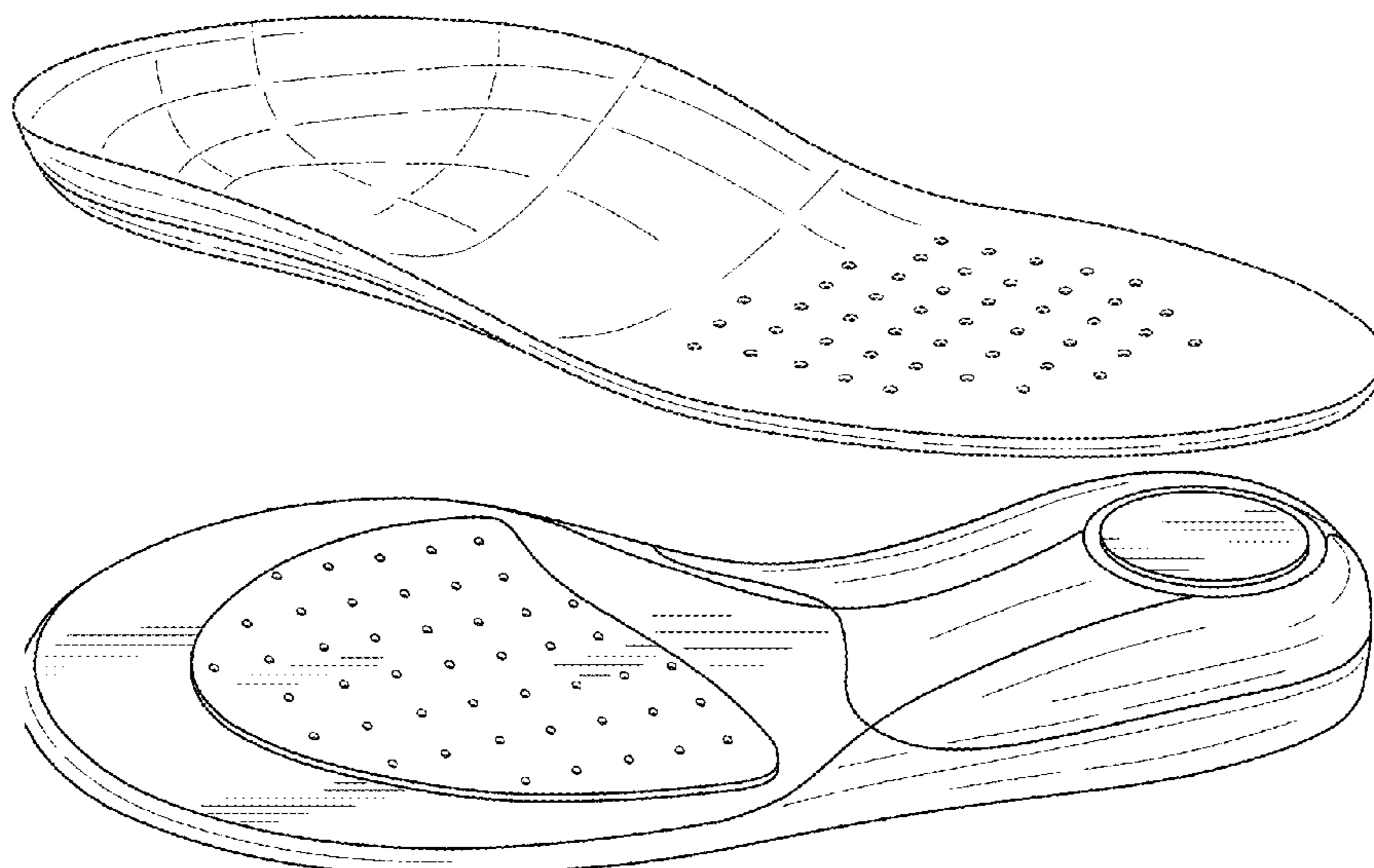
(57) **CLAIM**

The ornamental design for a pair of insoles, as shown and described.

DESCRIPTION

FIG. 1 is a top, side perspective view of a pair of insoles showing my new design for a right foot;
FIG. 2 is a bottom, opposite side perspective view thereof;
FIG. 3 is a front elevation view thereof;
FIG. 4 is a rear elevation view thereof;
FIG. 5 is a medial side elevation view thereof;
FIG. 6 is a lateral side elevation view thereof;
FIG. 7 is a top plan view thereof; and,
FIG. 8 is a bottom plan view thereof.
The insole for the left foot is a mirror image of the insole for the right foot shown in FIGS. 1-8.

1 Claim, 5 Drawing Sheets



(56)

References Cited

U.S. PATENT DOCUMENTS

D862,863 S	10/2019	Buck	
D862,865 S	10/2019	Buck et al.	
D880,830 S	4/2020	Buck et al.	
2006/0137216 A1 *	6/2006	Ahlbaumer	A43B 7/06 36/3 B
2015/0327625 A1	11/2015	Kosta	
2018/0192739 A1 *	7/2018	Granger	A43B 17/08
2020/0029653 A1 *	1/2020	Yang	A43B 7/143

* cited by examiner

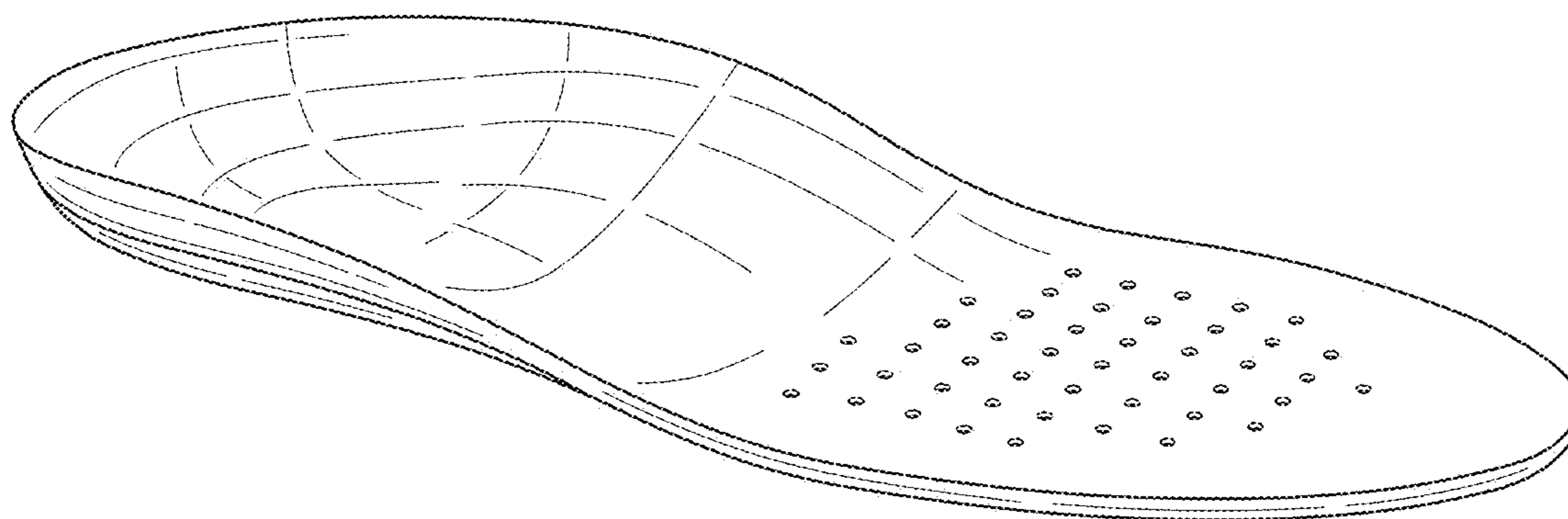


FIG. 1

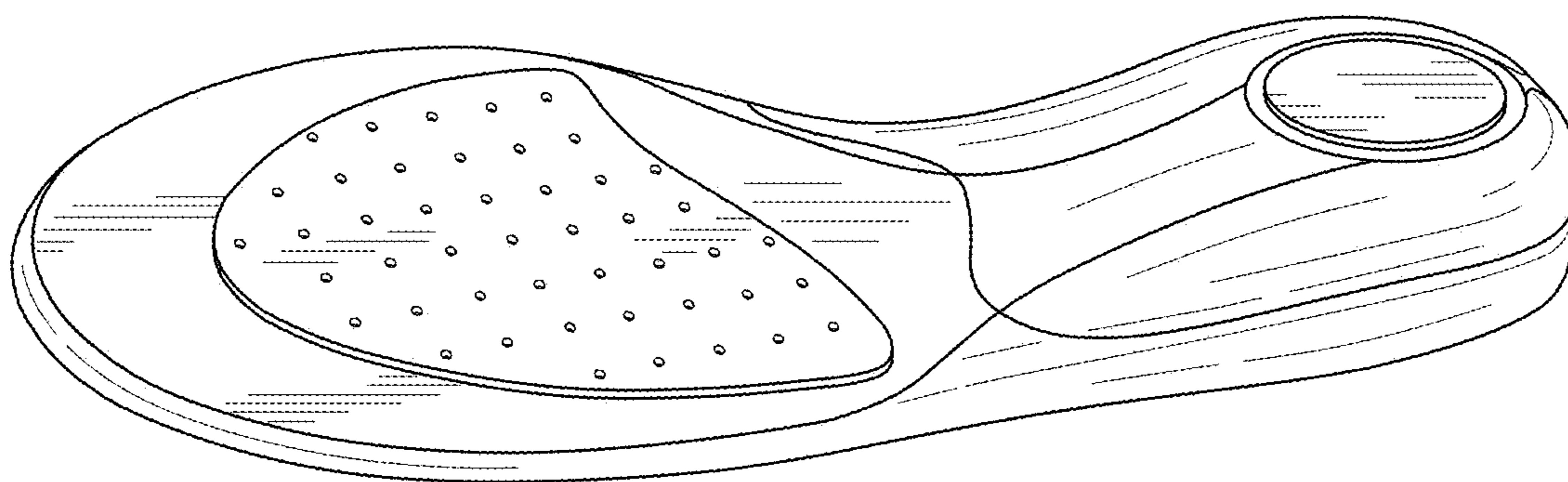


FIG. 2

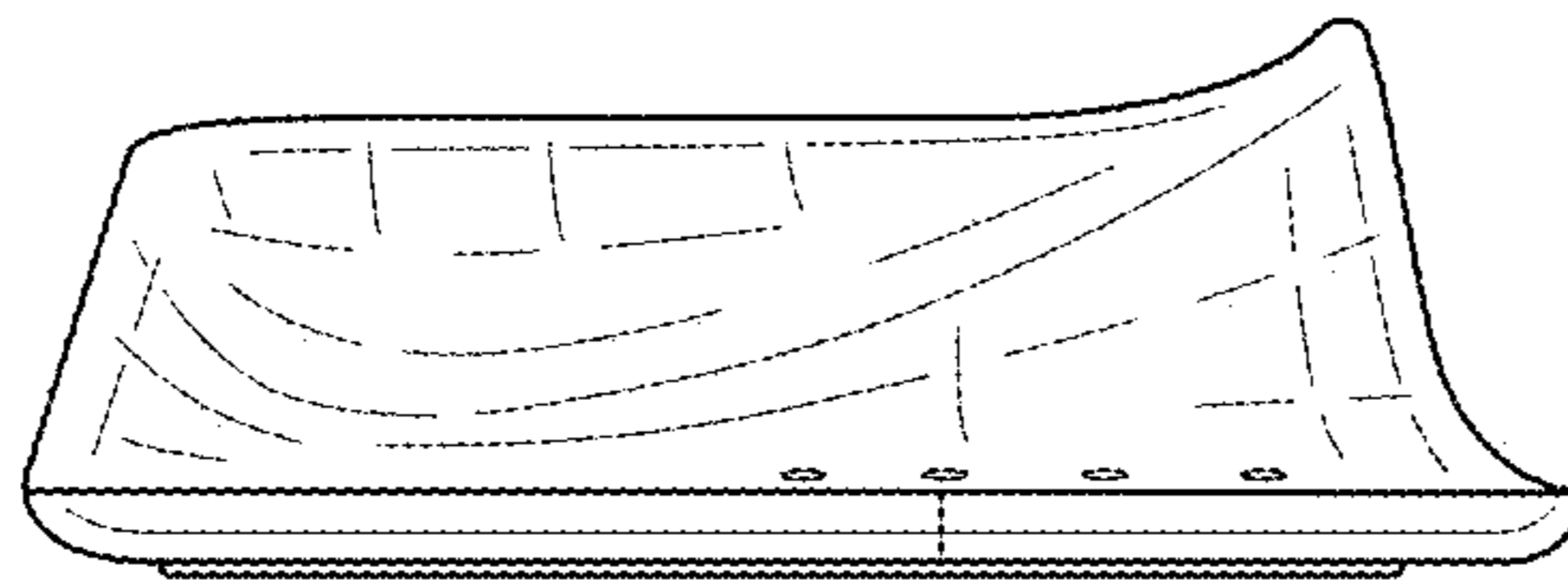


FIG. 3




FIG. 4




FIG. 5

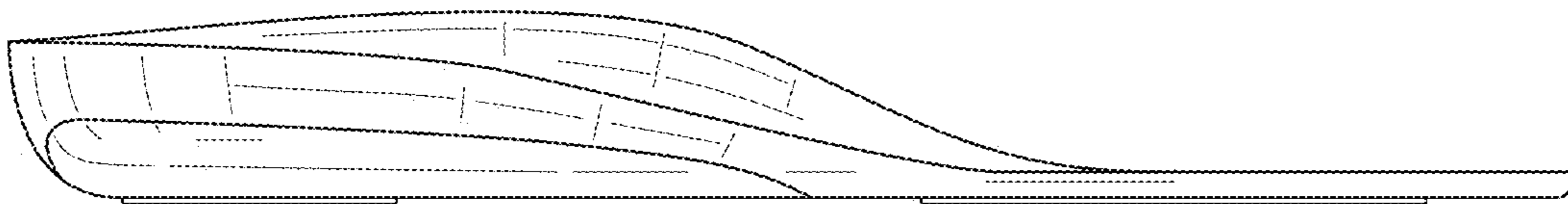


FIG. 6

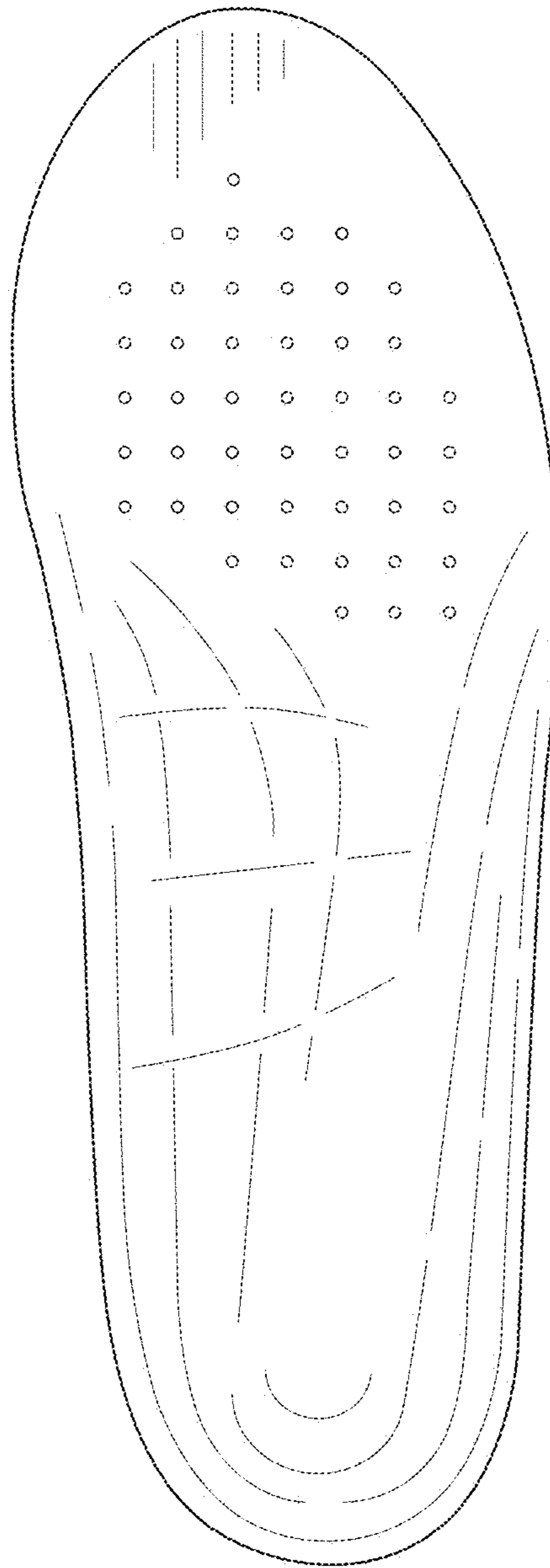


FIG. 7

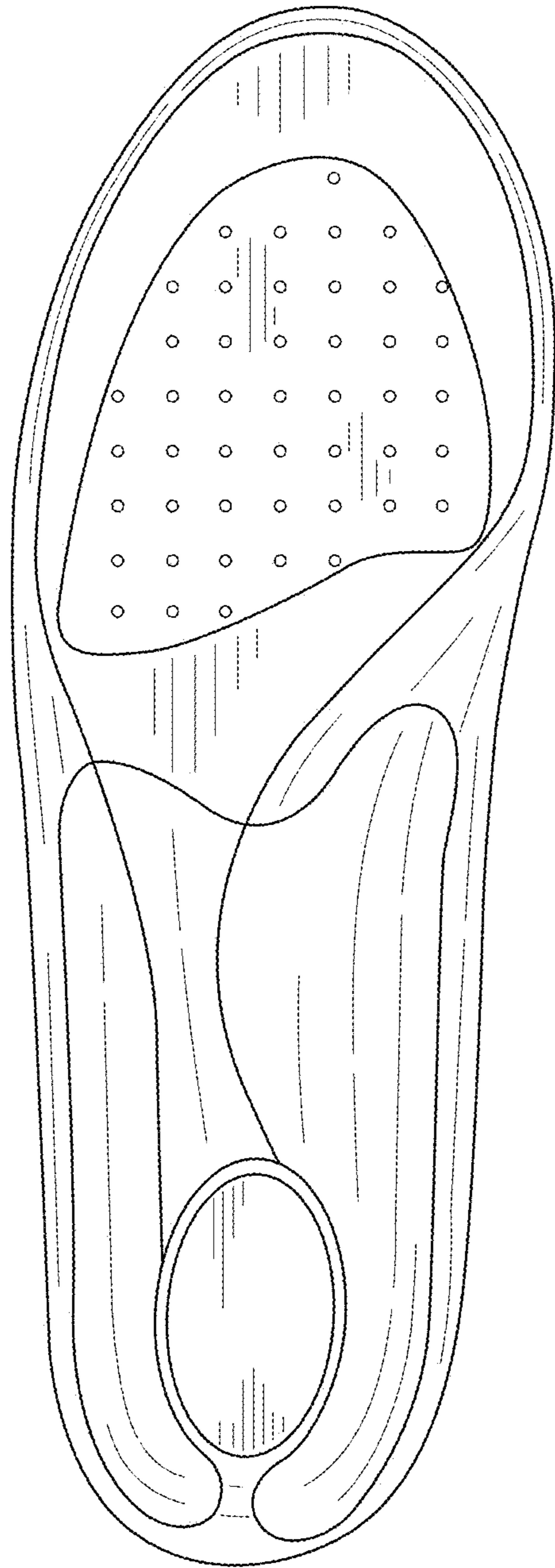


FIG. 8