



US00D949525S

(12) **United States Design Patent**
Grande

(10) **Patent No.:** **US D949,525 S**

(45) **Date of Patent:** **** Apr. 26, 2022**

(54) **BOOT UPPER**

(71) Applicant: **TBL Licensing LLC**, Stratham, NH
(US)

(72) Inventor: **Samuel Albert Grande**, Portsmouth,
NH (US)

(73) Assignee: **TBL Licensing LLC**, Stratham, NH
(US)

(**) Term: **15 Years**

(21) Appl. No.: **29/655,397**

(22) Filed: **Jul. 3, 2018**

(51) **LOC (13) Cl.** **02-04**

(52) **U.S. Cl.**
USPC **D2/911; D2/970**

(58) **Field of Classification Search**
USPC D2/896-900, 909-912, 946, 969,
D2/970-974
CPC .. A43B 5/00; A43B 23/00; A43B 5/02; A43B
5/002
See application file for complete search history.

(56) **References Cited**

U.S. PATENT DOCUMENTS

| | | | |
|---------------|---------|-------------------|------------------------|
| D155,573 S * | 10/1949 | Bingham, Jr. | D2/910 |
| D210,511 S * | 3/1968 | Dorsey | D2/910 |
| D219,361 S * | 12/1970 | Cinquegrana | D2/912 |
| 4,186,502 A * | 2/1980 | Foster | A43B 3/0031 36/1 |
| D367,354 S * | 2/1996 | Brooks | D2/912 |
| D368,362 S * | 4/1996 | Werman | D2/912 |
| D385,692 S * | 11/1997 | Beliveau | A43B 3/0031 36/58.5 |
| D635,759 S * | 4/2011 | Castellon | D2/970 |
| D667,209 S * | 9/2012 | Castellon | D2/970 |

| | | | |
|--------------|--------|----------------|--------|
| D686,814 S * | 7/2013 | Lam | D2/970 |
| D686,816 S * | 7/2013 | Lam | D2/970 |
| D761,002 S * | 7/2016 | Bisson | D2/911 |
| D813,513 S * | 3/2018 | Theobald | D2/970 |

* cited by examiner

Primary Examiner — Rashida C. Walshon

(74) *Attorney, Agent, or Firm* — Lerner, David,
Littenberg, Krumholz & Mentlik, LLP

(57) **CLAIM**

The ornamental design for a boot upper or portion thereof,
as shown and described.

DESCRIPTION

The present application is related to U.S. Design Patent
Application No. 29/655,417, entitled boot upper, and to U.S.
Design Patent Application No. 29/655,420, entitled pat-
terned boot upper, both filed concurrently herewith, the
entire disclosures of which are incorporated herein by ref-
erence.

FIG. 1 is a front perspective view of the boot upper
according to my design;

FIG. 2 is a front view thereof;

FIG. 3 is a rear view thereof;

FIG. 4 is a right side view thereof;

FIG. 5 is a left side view thereof;

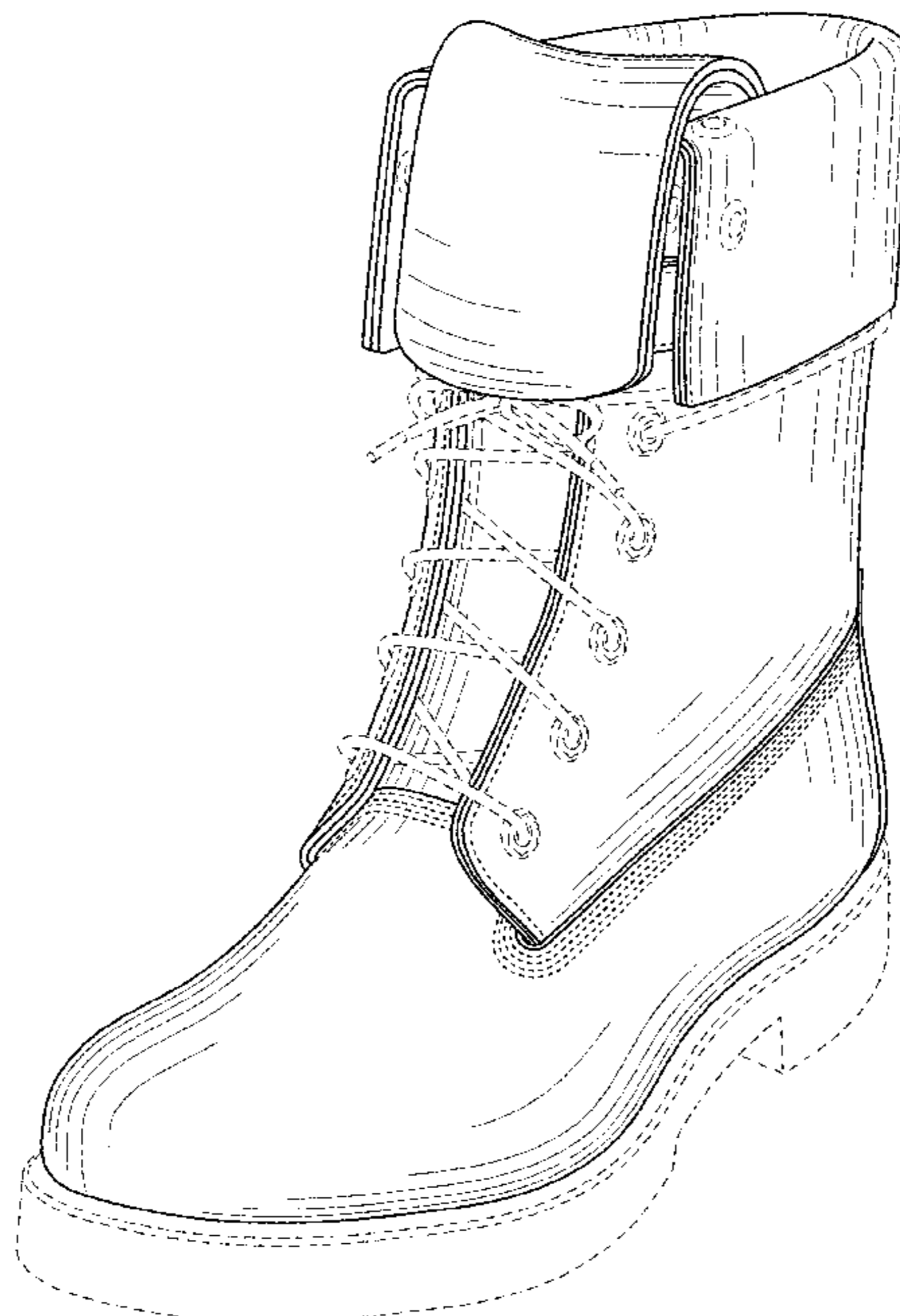
FIG. 6 is a top view thereof; and,

FIG. 7 is a bottom view thereof.

Broken lines are environmental only and form no part of the
claimed design.

The short, even-length dashed broken lines represent stitch-
ing that forms part of the claimed design.

1 Claim, 5 Drawing Sheets



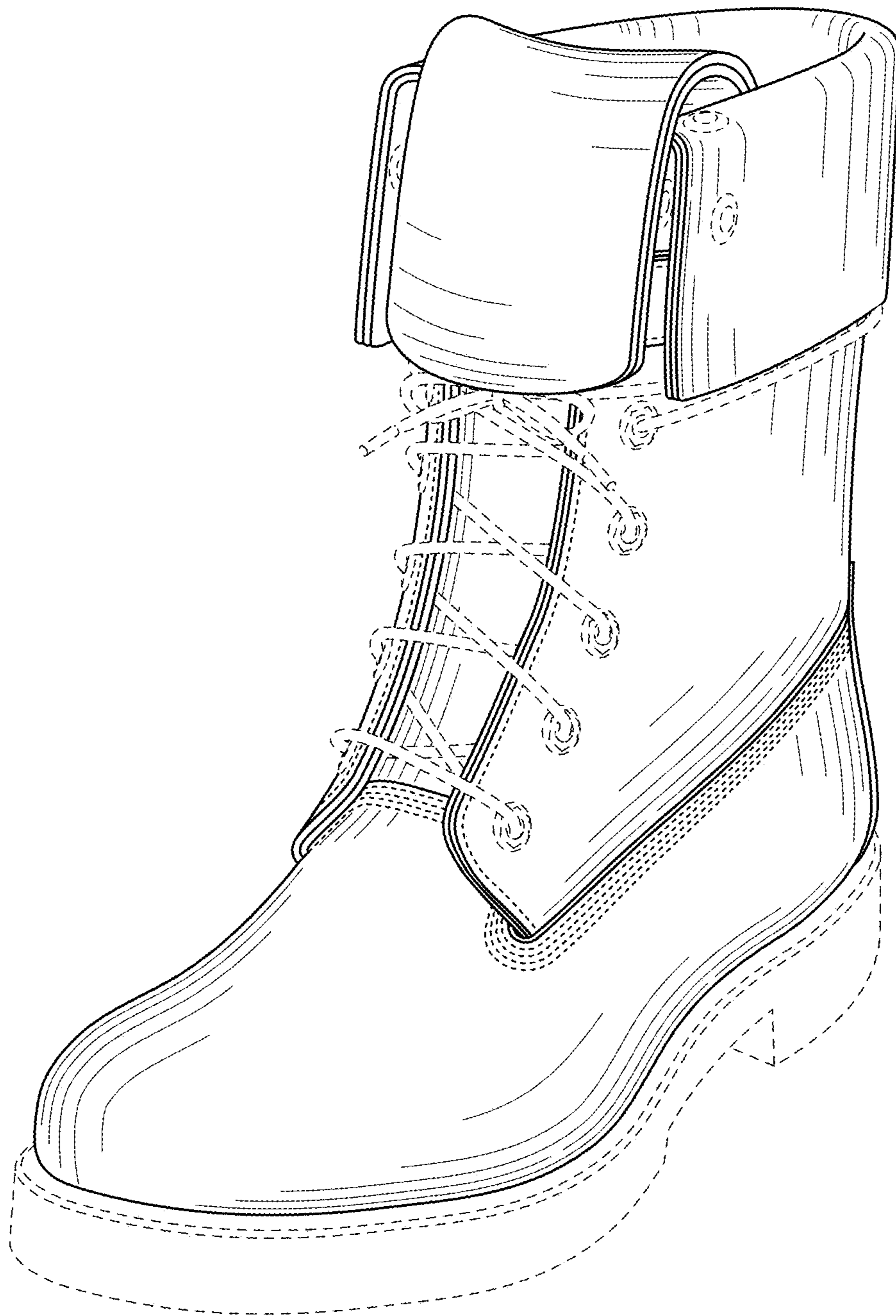


FIG. 1

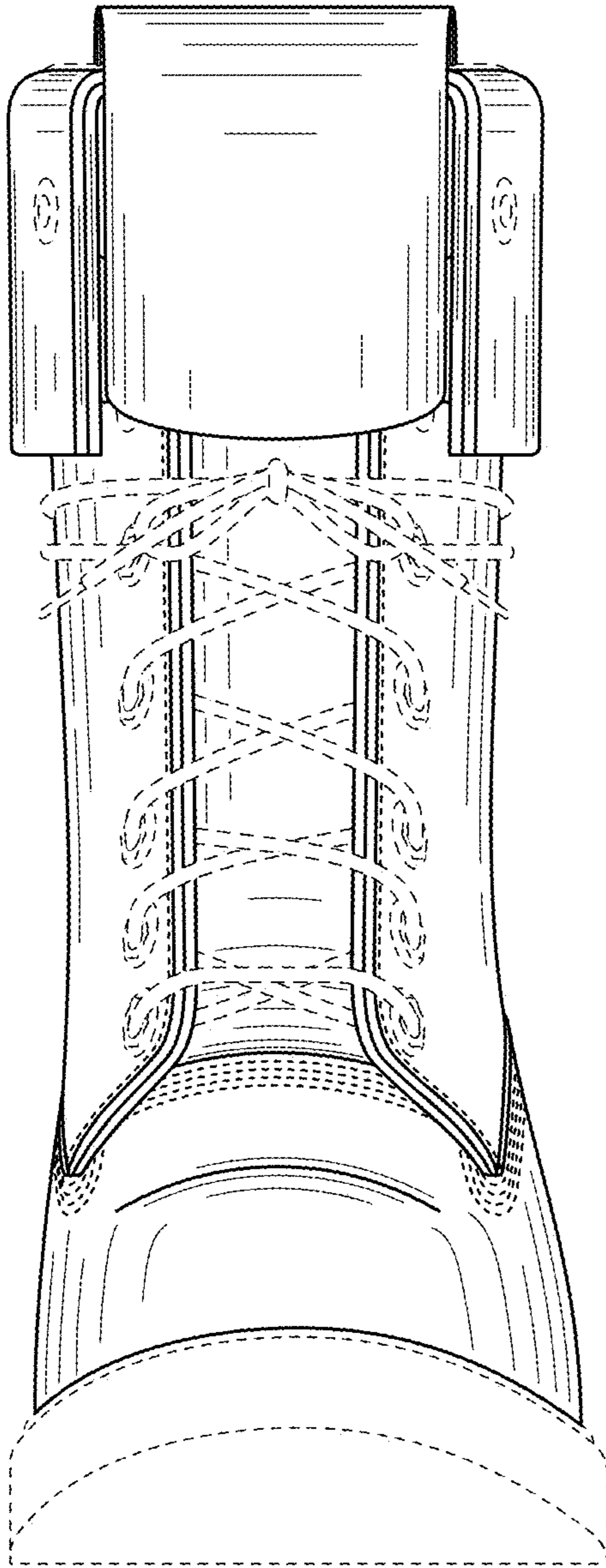


FIG. 2

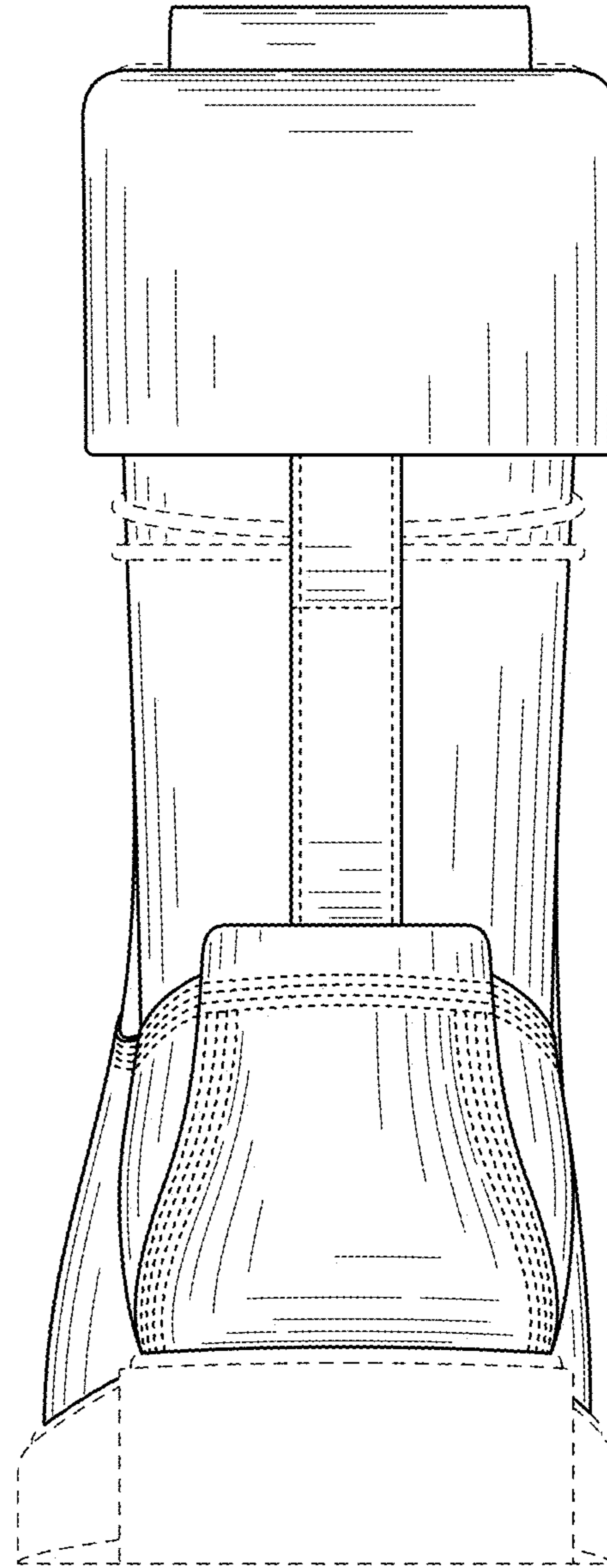


FIG. 3



FIG. 4



FIG. 5

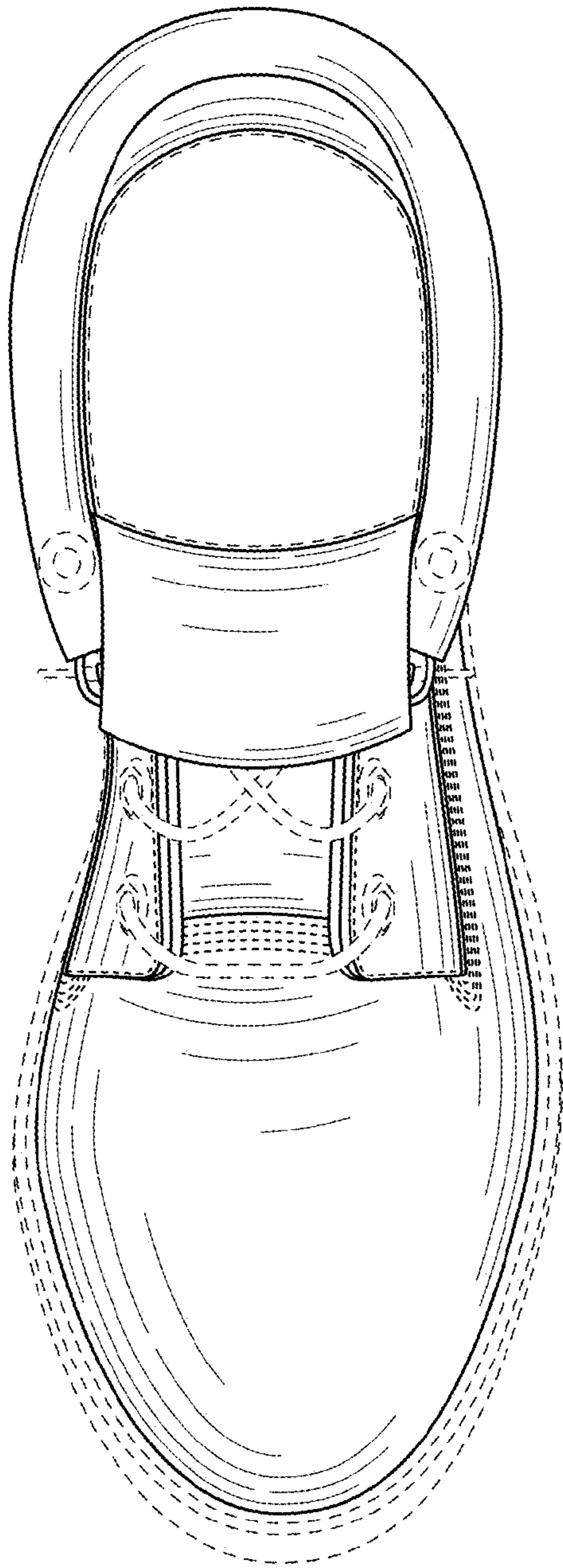


FIG. 6

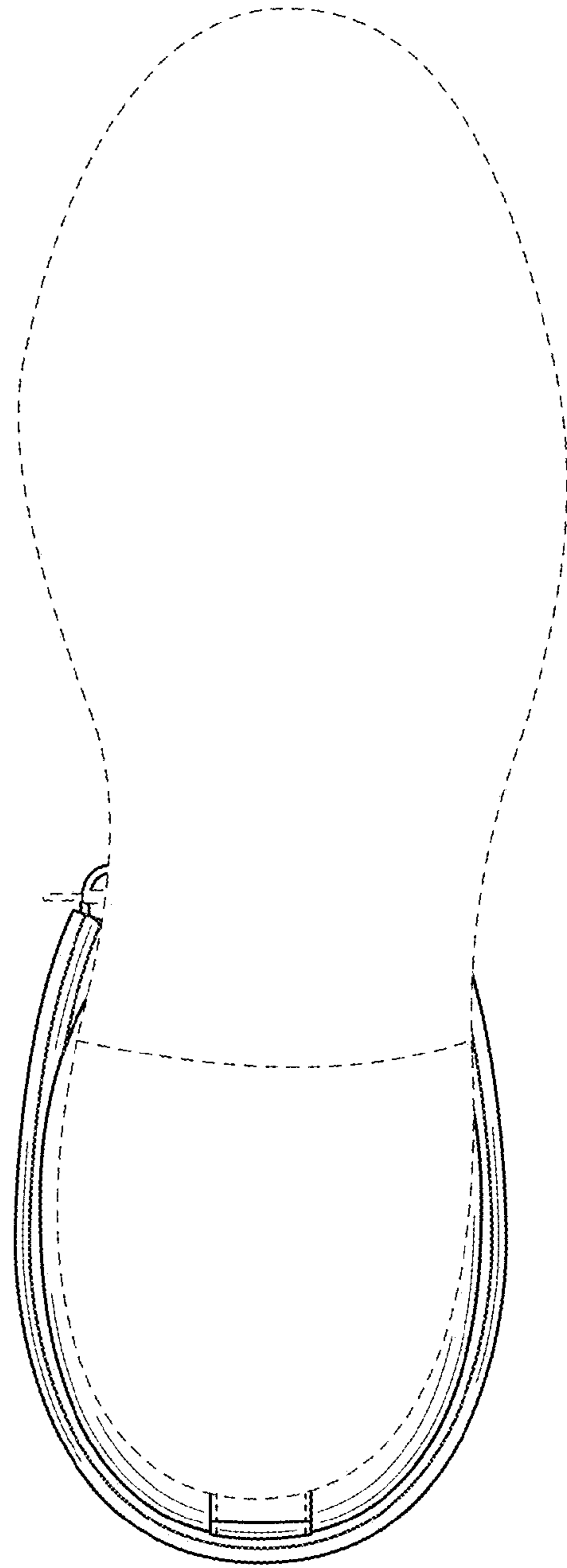


FIG. 7