



US00D949523S

(12) **United States Design Patent**  
**Sullivan**

(10) **Patent No.:** **US D949,523 S**

(45) **Date of Patent:** **\*\* Apr. 26, 2022**

(54) **HAT CLIP**

(71) Applicant: **Matthew Sullivan**, Tempe, AZ (US)

(72) Inventor: **Matthew Sullivan**, Tempe, AZ (US)

(\*\*) Term: **15 Years**

(21) Appl. No.: **29/767,487**

(22) Filed: **Jan. 22, 2021**

(51) **LOC (13) Cl.** ..... **02-03**

(52) **U.S. Cl.**  
USPC ..... **D2/895**

(58) **Field of Classification Search**  
USPC ..... D2/865, 866, 872, 875, 876, 877, 878,  
D2/879, 880, 881, 882, 883, 884, 885,  
D2/886, 887, 888, 891, 893, 895;  
D6/315, 323, 325, 328; D8/38;  
D11/200, 201, 204, 207, 214, 215, 222;  
D20/10, 11, 18, 22, 23, 28, 29, 39, 42,  
D20/43; D29/122  
CPC .. A42B 1/00; A42B 1/004; A42B 1/24; A42B  
1/248; A42B 3/04; A44B 9/00; A44B  
9/02; A44B 9/04; A44B 9/06; A45F 5/06  
See application file for complete search history.

(56) **References Cited**

**U.S. PATENT DOCUMENTS**

1,823,317 A \* 9/1931 Cook ..... B42F 1/06  
24/561  
D430,707 S \* 9/2000 Petraborg ..... D29/108  
6,477,714 B1 11/2002 Boatwright  
6,688,505 B1 \* 2/2004 Bradley ..... A45F 5/02  
224/194  
D566,311 S 4/2008 Schnell  
7,578,007 B2 8/2009 McIntyre  
D630,446 S 1/2011 Dammers  
D645,231 S 9/2011 Perry  
8,769,727 B1 \* 7/2014 Hester ..... A42B 1/08  
2/422

D721,615 S \* 1/2015 Orange ..... D11/215  
D731,355 S \* 6/2015 Smith ..... D11/201  
D745,222 S \* 12/2015 Willows ..... D29/122  
D757,403 S 5/2016 Skinner  
D761,001 S 7/2016 Kouns et al.  
10,058,141 B2 8/2018 Lu  
D887,803 S \* 6/2020 Cox ..... D8/38  
D901,844 S \* 11/2020 McGuinness ..... D2/882  
D905,977 S \* 12/2020 Nagamatsu ..... D6/328  
D920,639 S \* 6/2021 Wilson ..... D2/891  
D940,792 S \* 1/2022 Wu ..... D20/43  
2003/0051317 A1 3/2003 Preziosi et al.  
2006/0133070 A1 6/2006 Brown  
2009/0290120 A1 \* 11/2009 Abraham ..... G02C 7/16  
351/158

(Continued)

*Primary Examiner* — Jasmine Mlinarcik

(74) *Attorney, Agent, or Firm* — Houda El-Jarrah; Bold IP, PLLC

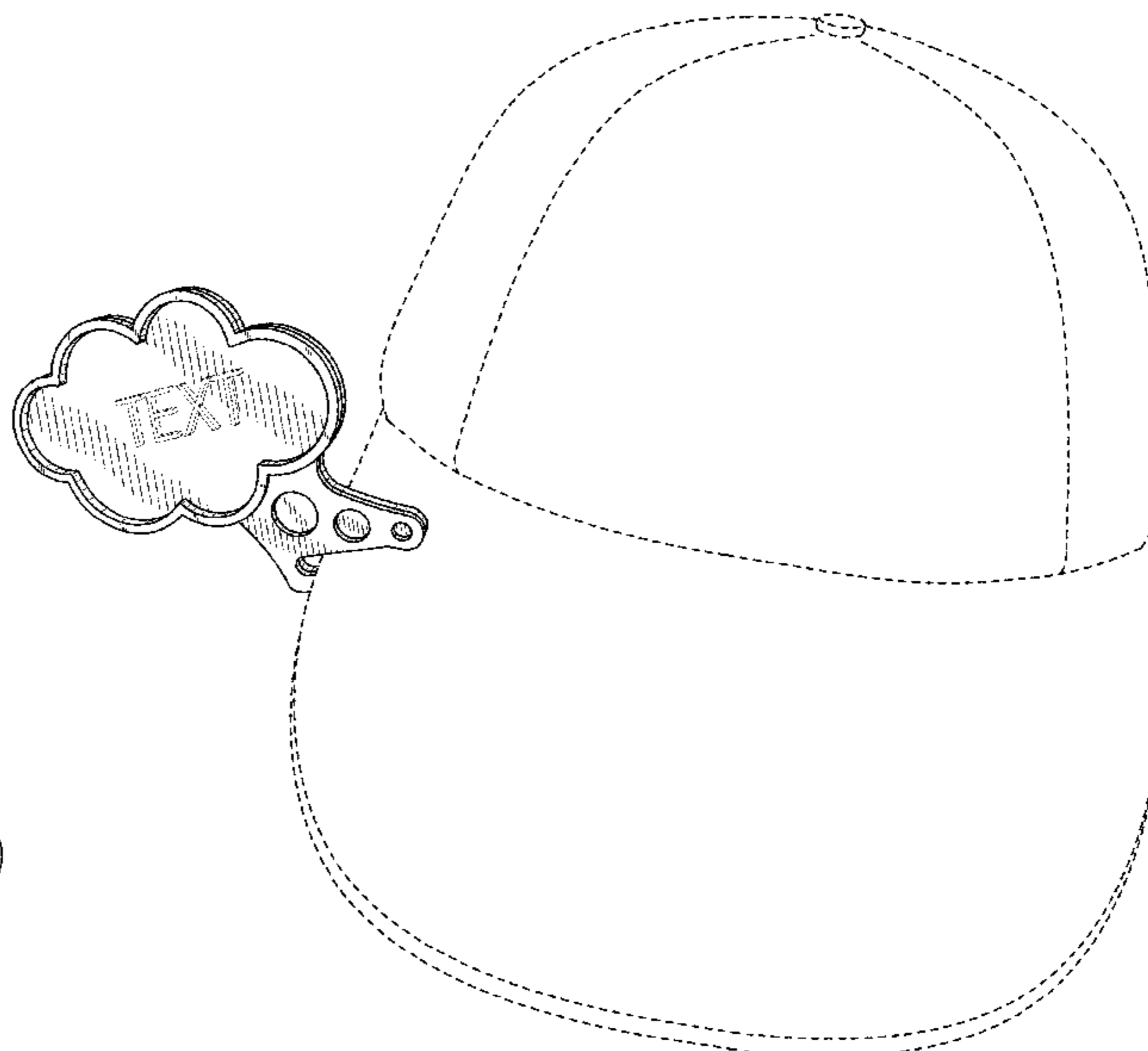

(57) **CLAIM**

The ornamental design for a hat clip, as shown and as described.

**DESCRIPTION**

FIG. 1 is a front perspective view of a hat clip showing my new design;  
FIG. 2 is a front view thereof;  
FIG. 3 is a back view thereof;  
FIG. 4 is a left side view thereof;  
FIG. 5 is a right side view thereof;  
FIG. 6 is a top side view thereof;  
FIG. 7 is a bottom view thereof; and,  
FIG. 8 is a front view of the hat clip in accordance with my new design shown connected to a hat.  
The broken lines included in FIG. 8 of the hat clip illustrate environmental structure and form no part of the claimed design. The remainder of the broken lines shown in the Figures represent portions of the hat clip that form no part of the claimed design.

**1 Claim, 6 Drawing Sheets**



(56)

**References Cited**

U.S. PATENT DOCUMENTS

2014/0305976 A1 10/2014 Stallworth  
2014/0331388 A1 11/2014 Nunan

\* cited by examiner




FIG. 1





FIG. 2



**FIG. 3**

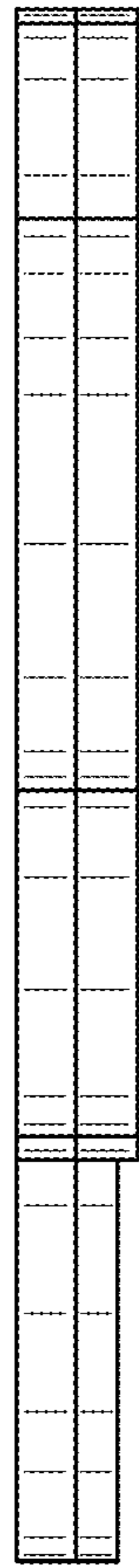


FIG. 4

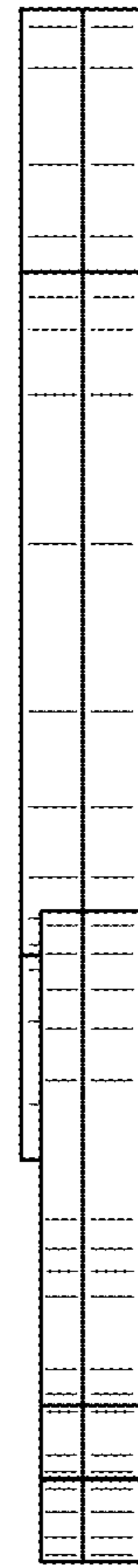


FIG. 5

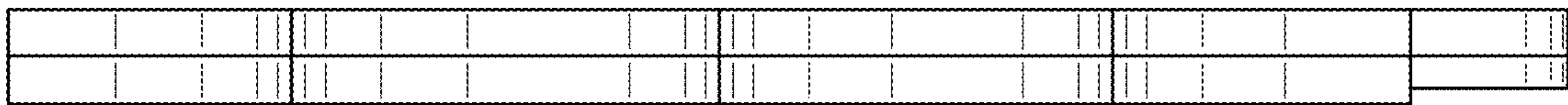


FIG. 6

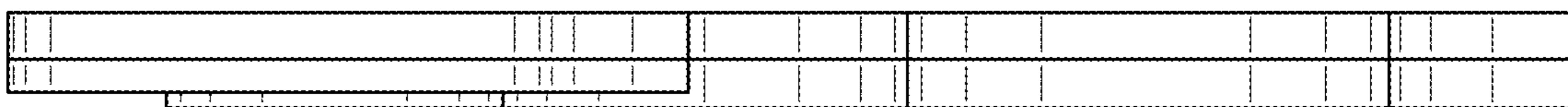


FIG. 7

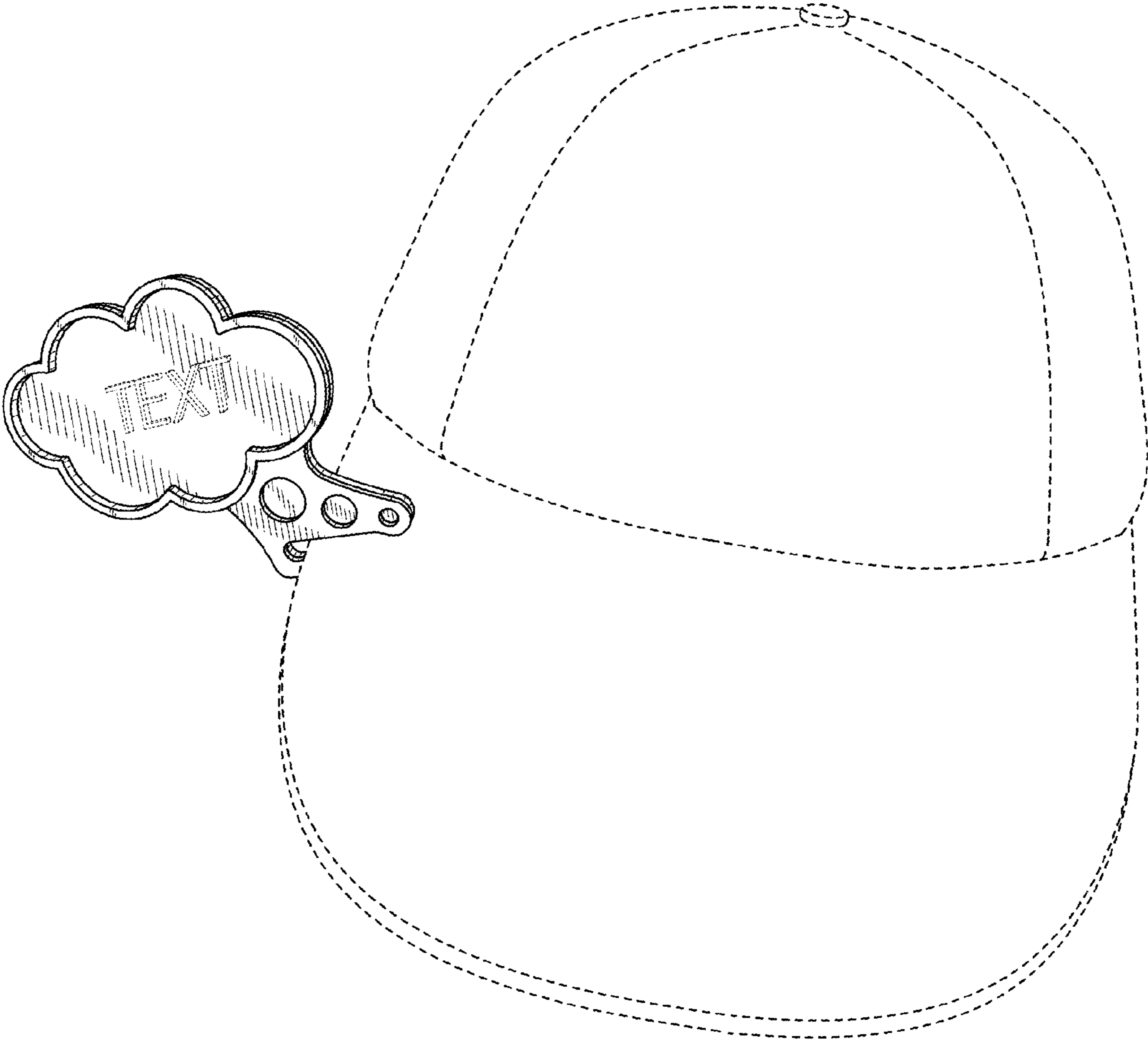


FIG. 8