



US00D949513S

(12) **United States Design Patent**  
**Lenz et al.**

(10) **Patent No.:** **US D949,513 S**  
(45) **Date of Patent:** **\*\* Apr. 26, 2022**

(54) **PELLET FEED FOR AN ANIMAL**  
(71) Applicant: **CENTRAL GARDEN & PET COMPANY**, Walnut Creek, CA (US)  
(72) Inventors: **Erin E. Lenz**, Milwaukee, WI (US);  
**Jason Casto**, Antioch, IL (US);  
**Lawrence Sternal**, Kansasville, WI (US)  
(73) Assignee: **CENTRAL GARDEN & PET COMPANY**, Walnut Creek, CA (US)  
(\*\*) Term: **15 Years**

D108,256 S \* 2/1938 Ariolo ..... D1/103  
D181,965 S \* 1/1958 Easier ..... D1/103  
3,022,880 A \* 2/1962 Newman ..... B41J 31/04  
400/241.1  
3,215,435 A \* 11/1965 Rheingruber ..... A63F 3/00006  
273/249  
D204,928 S \* 5/1966 McComb ..... D1/199  
3,344,457 A \* 10/1967 Grobert ..... A46D 1/00  
15/207.2  
D369,836 S \* 5/1996 Mazzio ..... D1/106  
D437,101 S \* 2/2001 Debbouz ..... D1/126  
D509,045 S \* 9/2005 Buckley ..... D1/199  
D575,612 S \* 8/2008 Clampitt, Jr. .... D8/83  
D591,926 S \* 5/2009 Jia ..... D1/125

\* cited by examiner

(21) Appl. No.: **29/762,438**  
(22) Filed: **Dec. 16, 2020**  
(51) **LOC (13) Cl.** ..... **01-01**  
(52) **U.S. Cl.**  
USPC ..... **D1/125**  
(58) **Field of Classification Search**  
USPC ..... D1/100–130, 199; D7/504, 509, 510,  
D7/523, 524, 555, 566, 568, 584–587,  
D7/602, 672, 300.1; D21/386, 672, 803,  
D21/821; D19/91; 426/92, 94, 95, 99,  
426/101, 138–139, 143, 279, 282, 283,  
426/391, 514; D11/146, 151, 154, 78,  
D11/131, 141, 152; D14/480.5, 484.1;  
D25/119, 121, 126; D30/160; 220/566;  
D34/28, 29  
CPC ..... A21D 13/0029; A21D 13/0074; A21D  
13/0022; A21D 13/0006; A23L 1/1641;  
A23L 1/005  
See application file for complete search history.

*Primary Examiner* — Katie Jane Stofko  
(74) *Attorney, Agent, or Firm* — Grossman, Tucker,  
Perreault & Pflieger, PLLC

(57) **CLAIM**

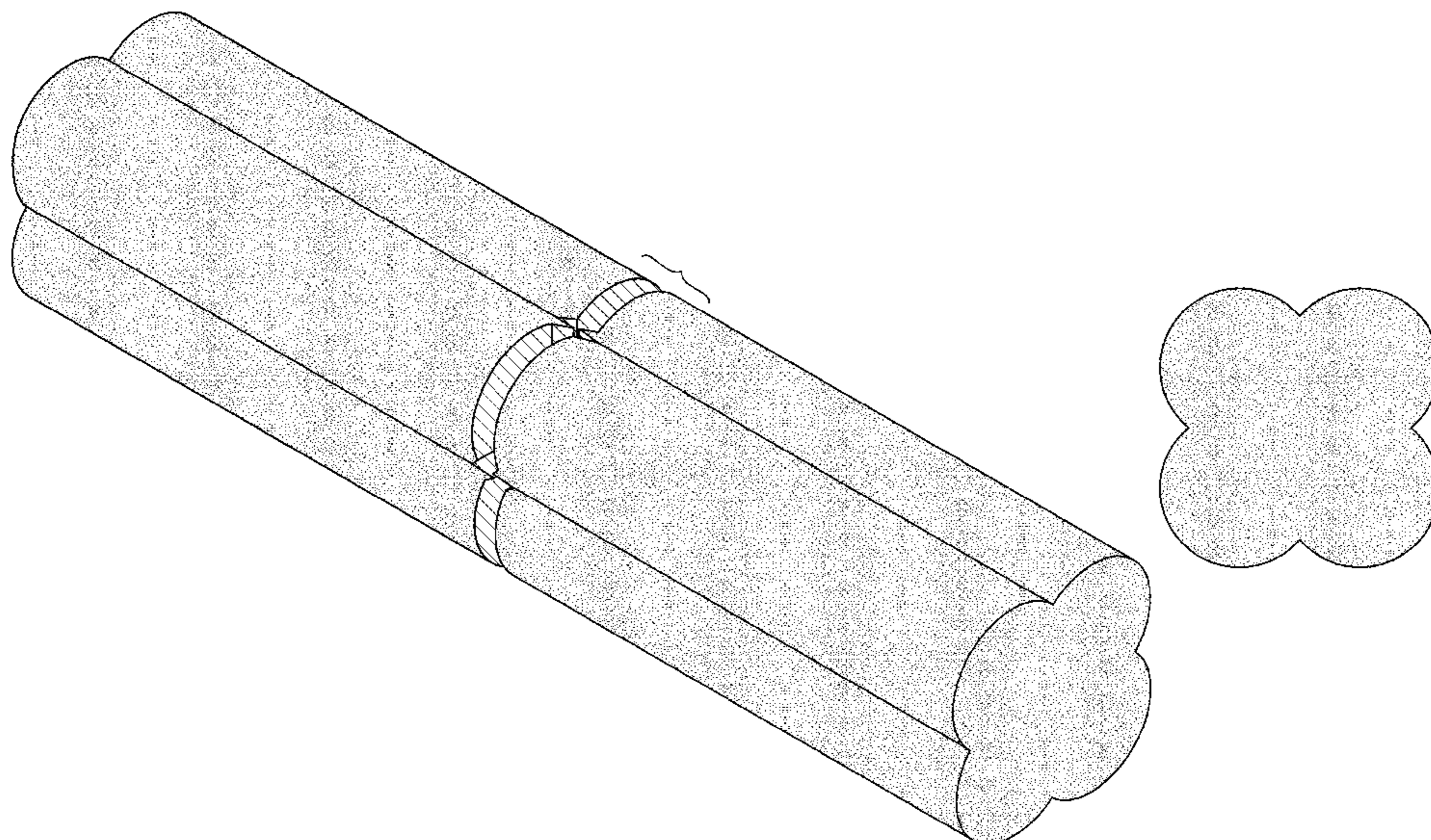
The ornamental design for a pellet feed for an animal, as shown and described.

**DESCRIPTION**

FIG. 1 is a perspective view of an pellet feed for an animal of the present invention;  
FIG. 2 is a front view thereof;  
FIG. 3 is a rear view thereof;  
FIG. 4 is a left view thereof;  
FIG. 5 is a right view thereof;  
FIG. 6 is a top view thereof; and,  
FIG. 7 is a bottom view thereof.  
The break lines shown in the middle portion of the pellet feed for an animal in FIGS. 1 and 4-7 indicates that the appearance of any portion of the article between the break lines forms no part of the claimed design.

(56) **References Cited**  
U.S. PATENT DOCUMENTS  
D20,860 S \* 6/1891 Stauffer ..... D1/128  
694,745 A \* 3/1902 Hall ..... A47J 37/0611  
99/380

**1 Claim, 4 Drawing Sheets**



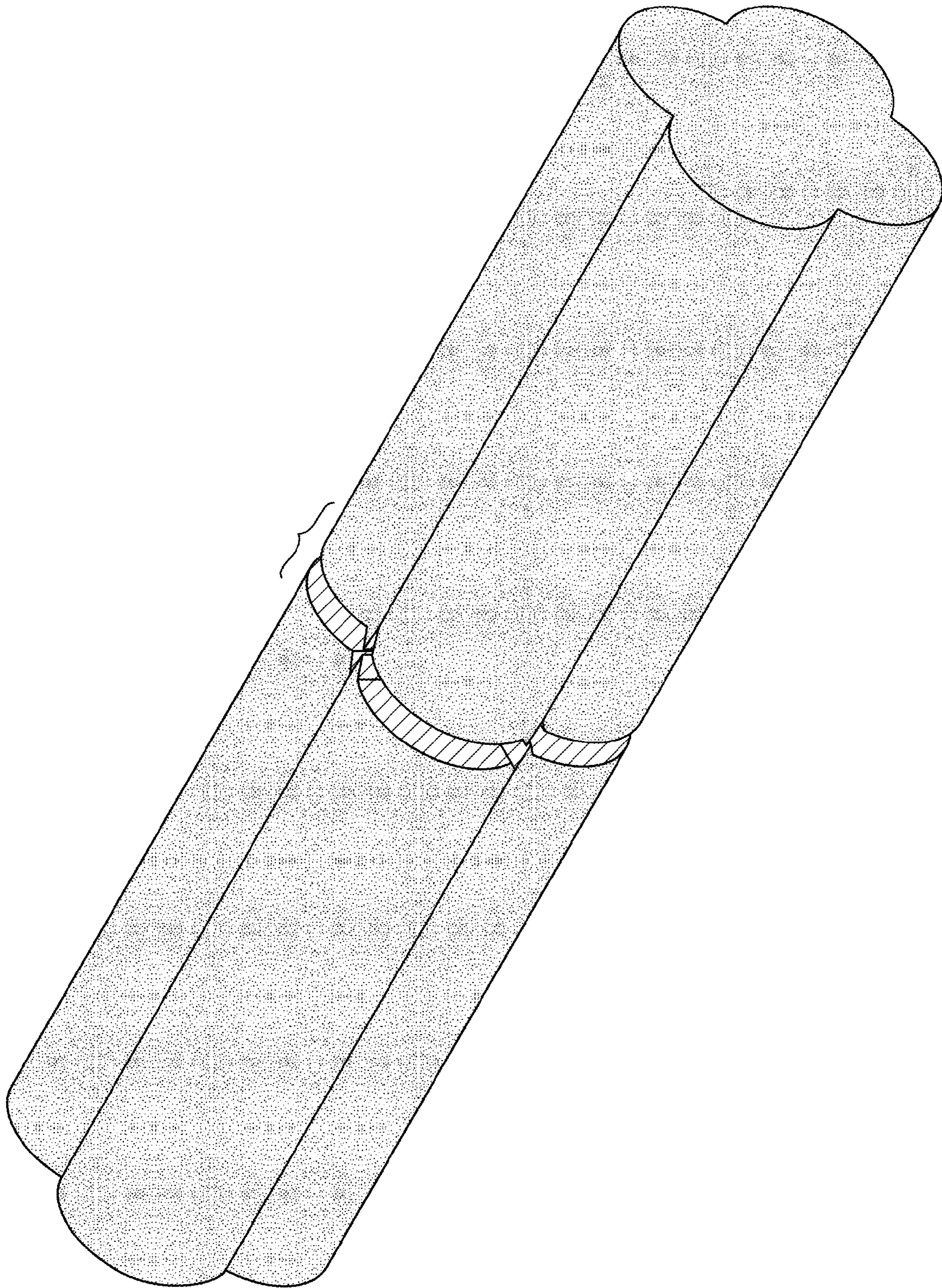
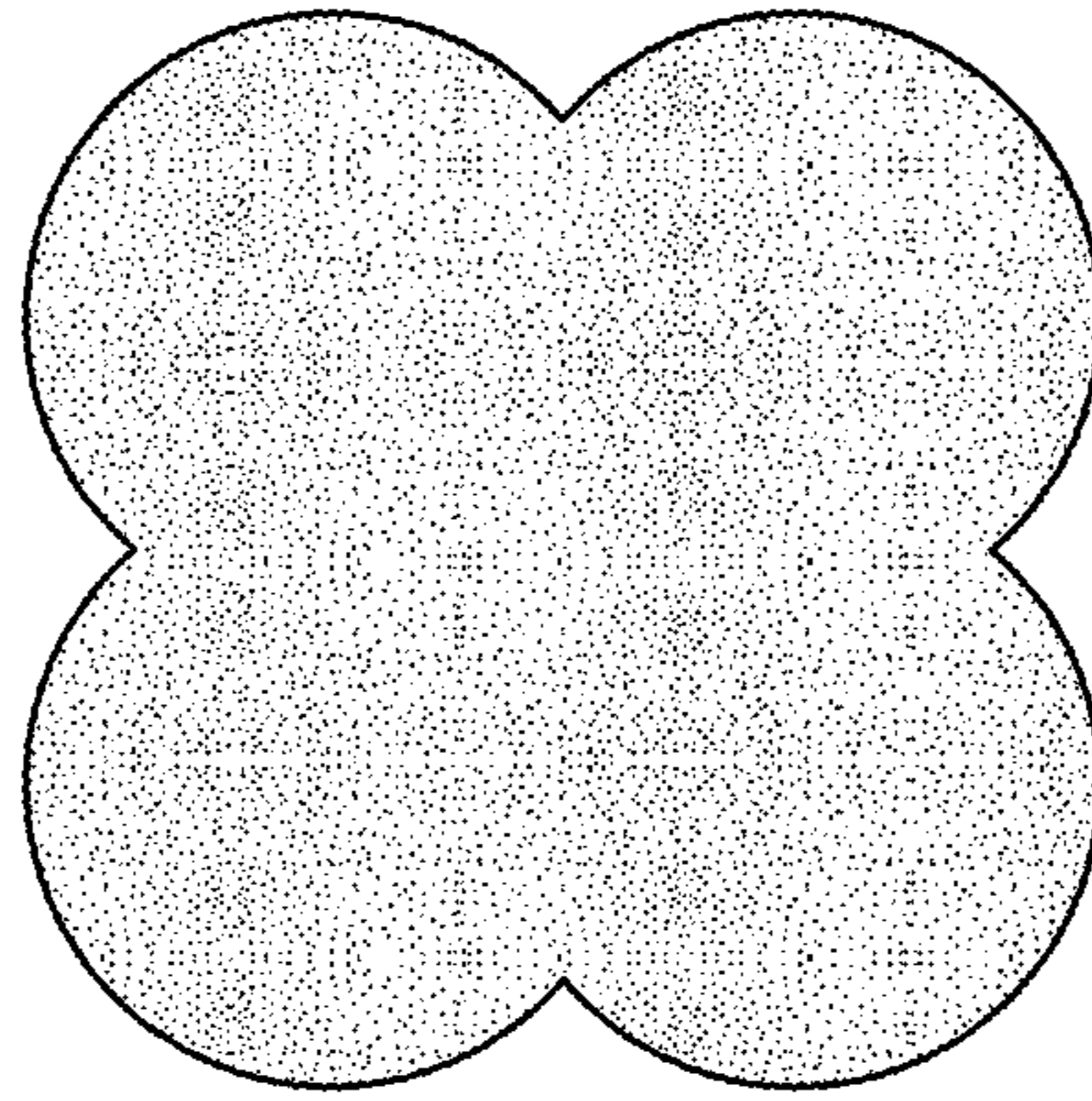
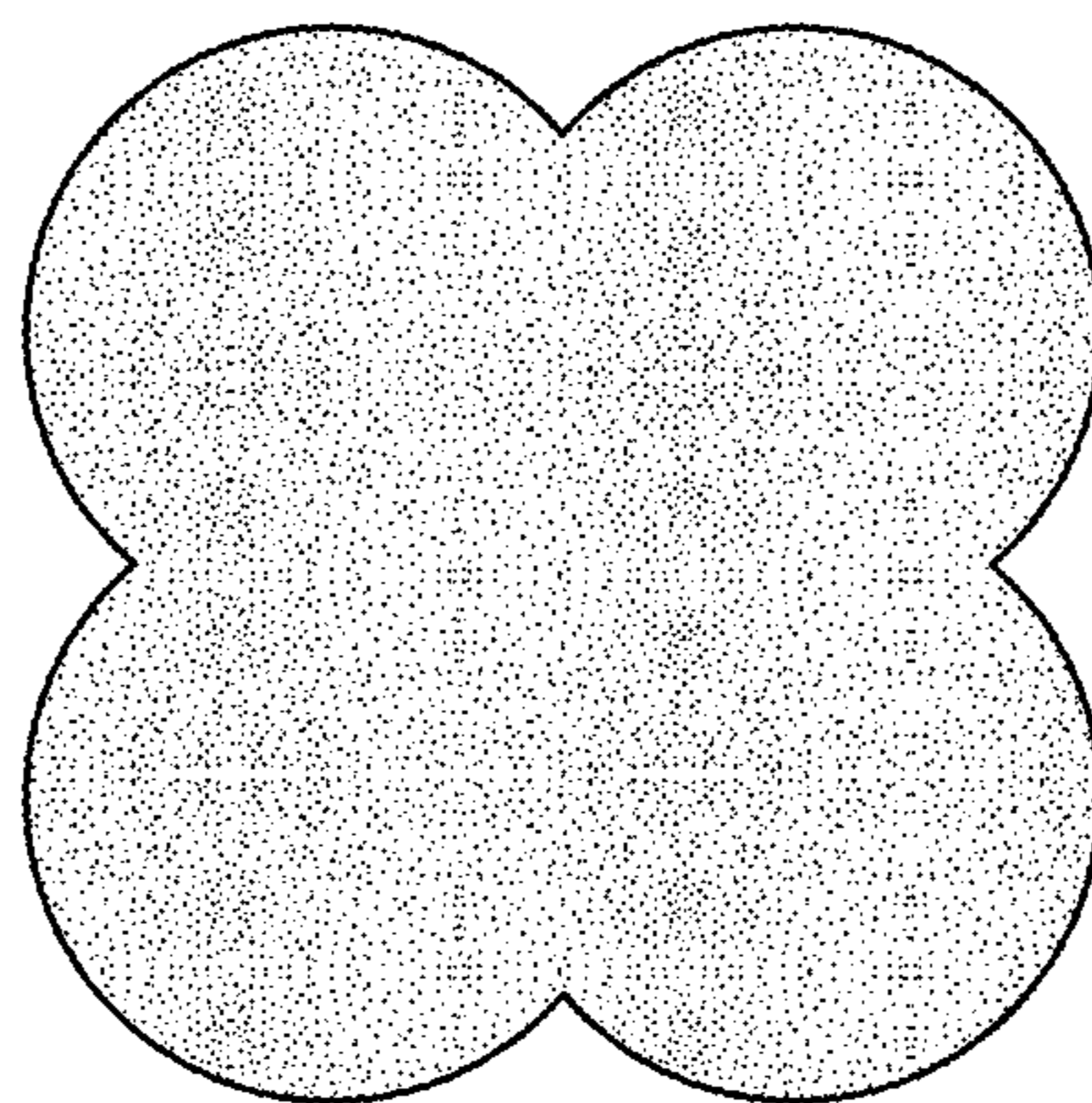


FIG. 1



**FIG. 2**



**FIG. 3**

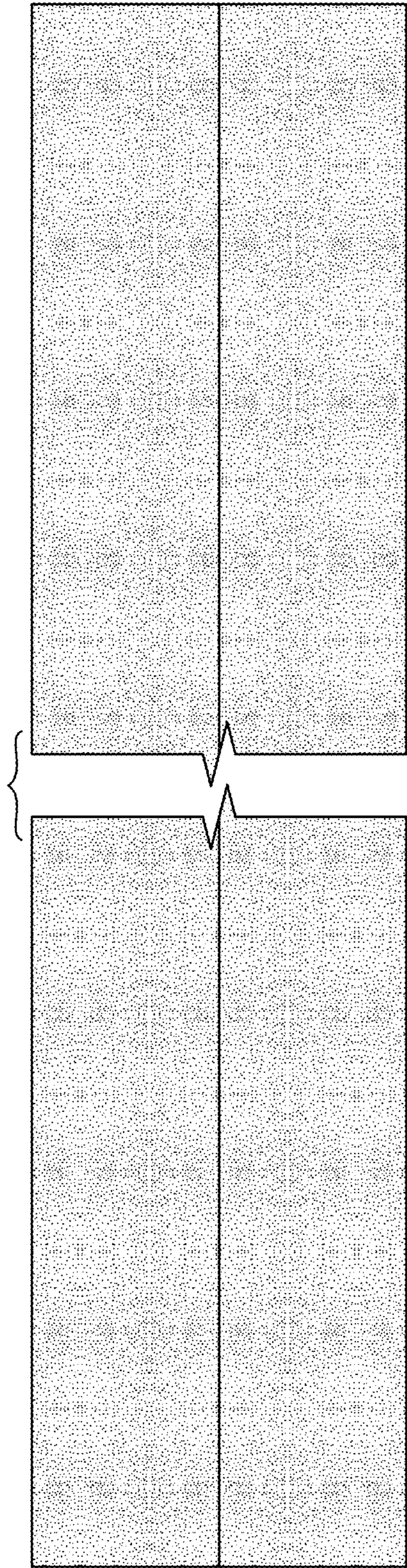


FIG. 4

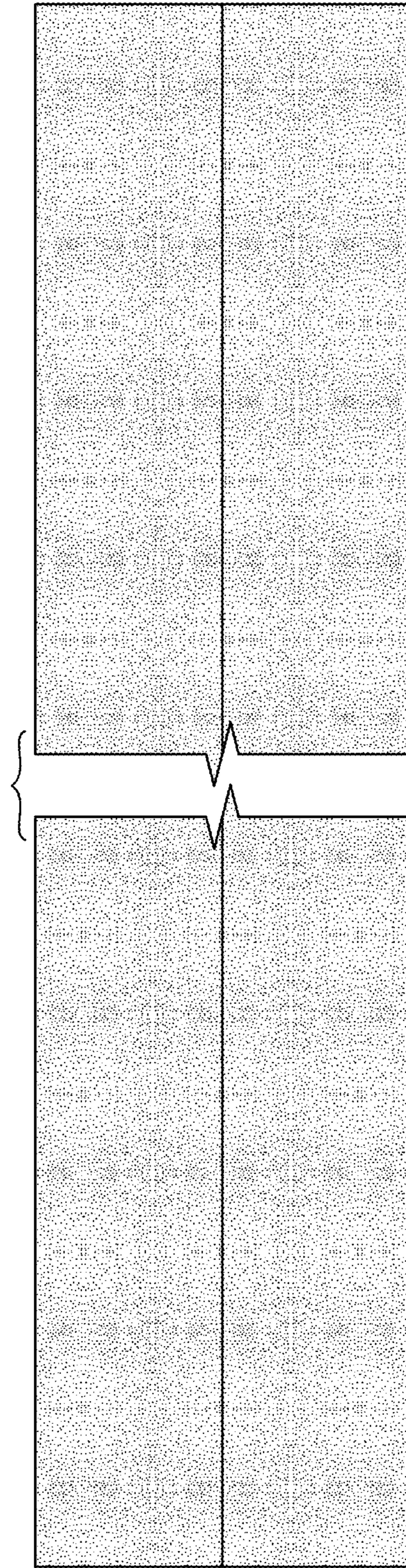


FIG. 5

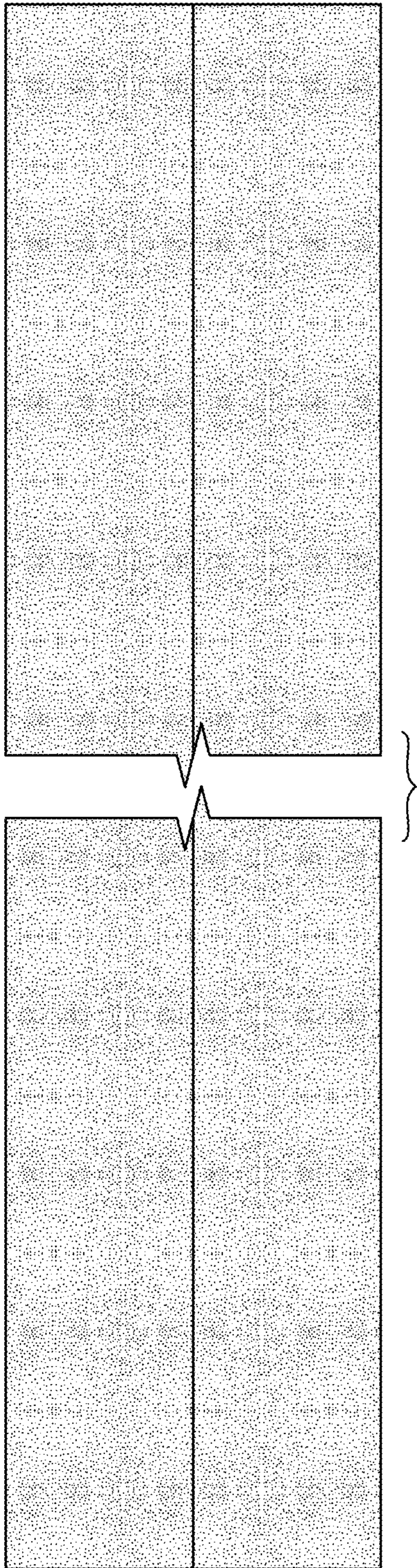


FIG. 6

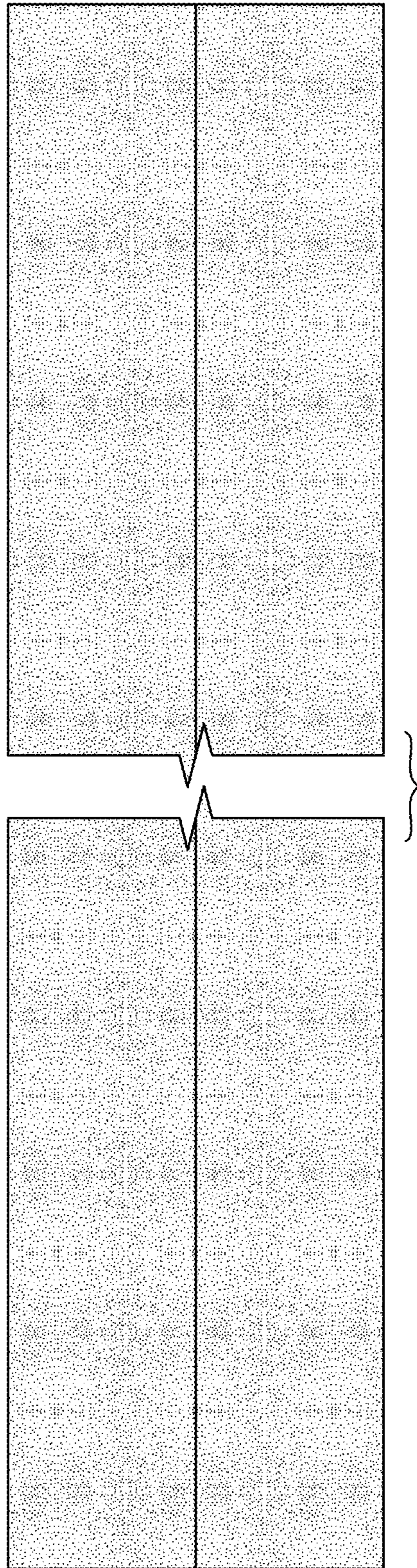


FIG. 7