



US00D949484S

(12) **United States Design Patent**
D'Andrea

(10) **Patent No.:** **US D949,484 S**
(45) **Date of Patent:** **** Apr. 19, 2022**

(54) **ATHLETIC MOUTHGUARD**
(71) Applicant: **MIGHTY MOUTHGUARDS, INC.,**
Regina (CA)
(72) Inventor: **Derek D'Andrea,** Regina (CA)
(73) Assignee: **MIGHTY MOUTHGUARDS, INC.,**
Regina (CA)
(**) Term: **15 Years**

6,053,168 A * 4/2000 Sue A61F 5/566
128/859
D452,011 S * 12/2001 Redhage D24/181
6,491,521 B1 * 12/2002 Fowler, Jr. A63B 71/085
128/861
6,494,210 B1 * 12/2002 Mams A63B 71/085
128/859
D492,785 S * 7/2004 Garabito D24/181
D650,133 S * 12/2011 Rascoe, III D29/108
D663,485 S * 7/2012 Turkbass D29/108
D663,486 S * 7/2012 Turkbass D29/108
8,459,989 B2 * 6/2013 Keski-Nisula A61C 7/08
433/24

(21) Appl. No.: **29/638,979**

(Continued)

(22) Filed: **Mar. 2, 2018**

OTHER PUBLICATIONS

(30) **Foreign Application Priority Data**

Jan. 25, 2018 (CA) CA 179230

Warrior Mouthguards—Buck Teeth Moldable Mouth Guard with Case for Adult and Youth, <https://www.warriormouthguards.com/product/buck-teeth/>, 2021. (Year: 2021).*

(51) **LOC (13) Cl.** **29-02**

Primary Examiner — Elizabeth J Oswecki

(52) **U.S. Cl.**
USPC **D29/108**

(74) *Attorney, Agent, or Firm* — Trego, Hines & Ladenheim, PLLC

(58) **Field of Classification Search**
USPC D29/100, 105, 106, 108, 122; D24/108,
D24/109, 110, 110.5, 156, 176, 181
CPC . A61F 5/566; A61F 5/58; A63B 71/08; A63B
71/081; A63B 71/085; A63B 2071/085;
A63B 2071/088; A61C 7/10; A61C
13/08; A61C 13/081; A61C 13/083; A61C
13/087; A61C 19/066; A61C 5/14; A61B
13/00; A61B 13/24

(57) **CLAIM**

The ornamental design for an athletic mouthguard, as shown and described.

See application file for complete search history.

DESCRIPTION

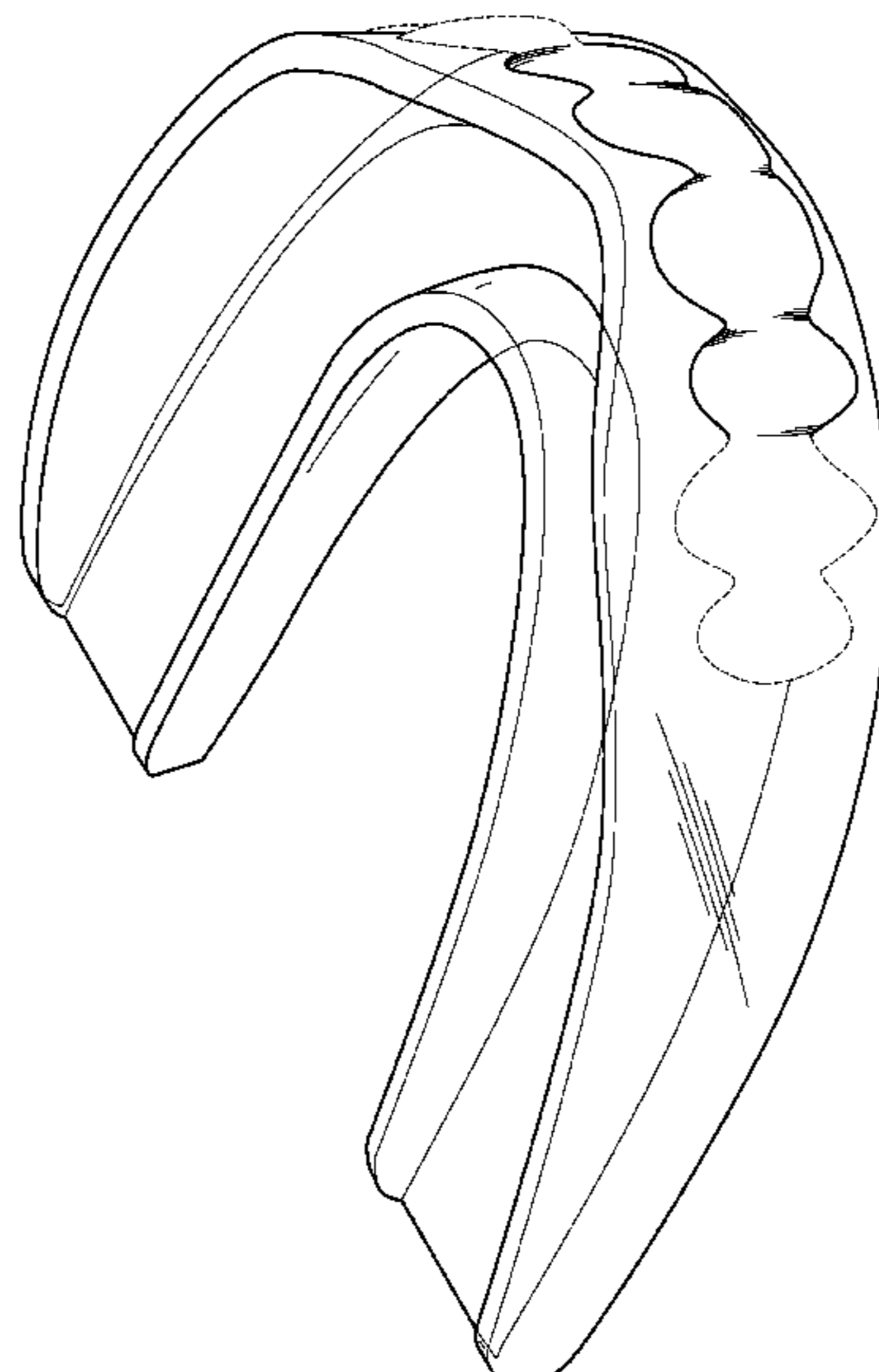
(56) **References Cited**

U.S. PATENT DOCUMENTS

3,411,501 A * 11/1968 Greenberg A63B 71/085
128/862
3,505,995 A * 4/1970 Greenberg A63B 71/085
128/862
5,985,249 A * 11/1999 Fischer A61C 19/063
424/49

FIG. 1 is a front perspective view of an athletic mouthguard, showing my new design;
FIG. 2 is a front view thereof;
FIG. 3 is a bottom view thereof;
FIG. 4 is a rear view thereof;
FIG. 5 is a top view thereof;
FIG. 6 is a left side view thereof; and,
FIG. 7 is a right side view thereof.
The dashed lines shown in the figures are for environmental purposes only and form no part of the claimed design.

1 Claim, 4 Drawing Sheets



(56)

References Cited

U.S. PATENT DOCUMENTS

8,607,798 B2 * 12/2013 Turkbaz A63B 71/085
128/862
D698,923 S * 2/2014 Fernandez D24/156
D710,506 S * 8/2014 Tolentino D24/181
8,800,184 B1 * 8/2014 Lerman G09F 21/02
40/586
D727,571 S * 4/2015 Brett D29/108
D728,162 S * 4/2015 Gottsch D29/108
D833,621 S * 11/2018 Tolentino D24/181
D833,681 S * 11/2018 Tolentino D29/108
10,130,445 B2 * 11/2018 Kopelman A61C 7/10
2004/0144393 A1 * 7/2004 Conklin A61C 5/90
128/861
2005/0284489 A1 * 12/2005 Ambis A63B 71/085
128/859

* cited by examiner

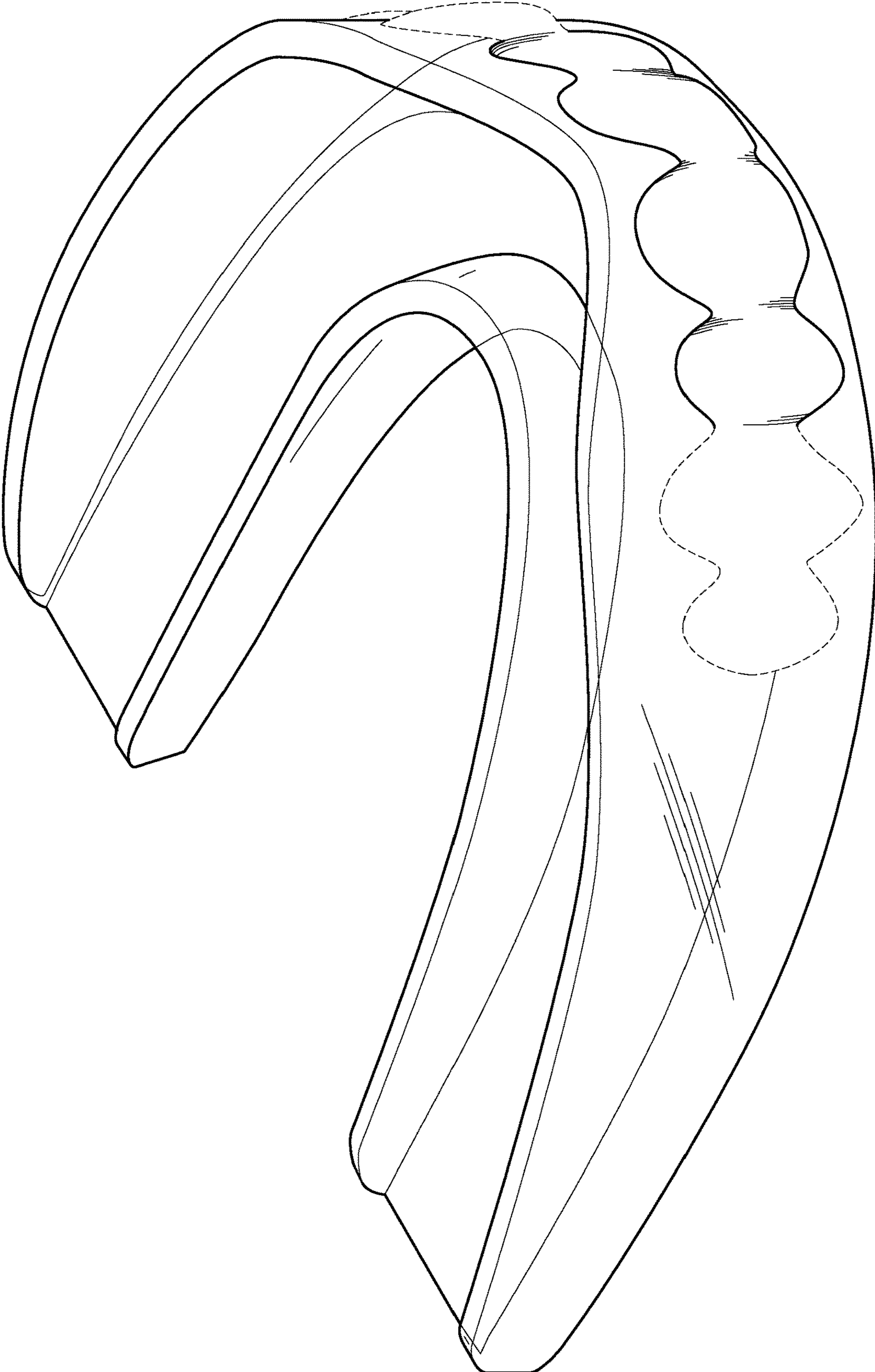


FIG. 1

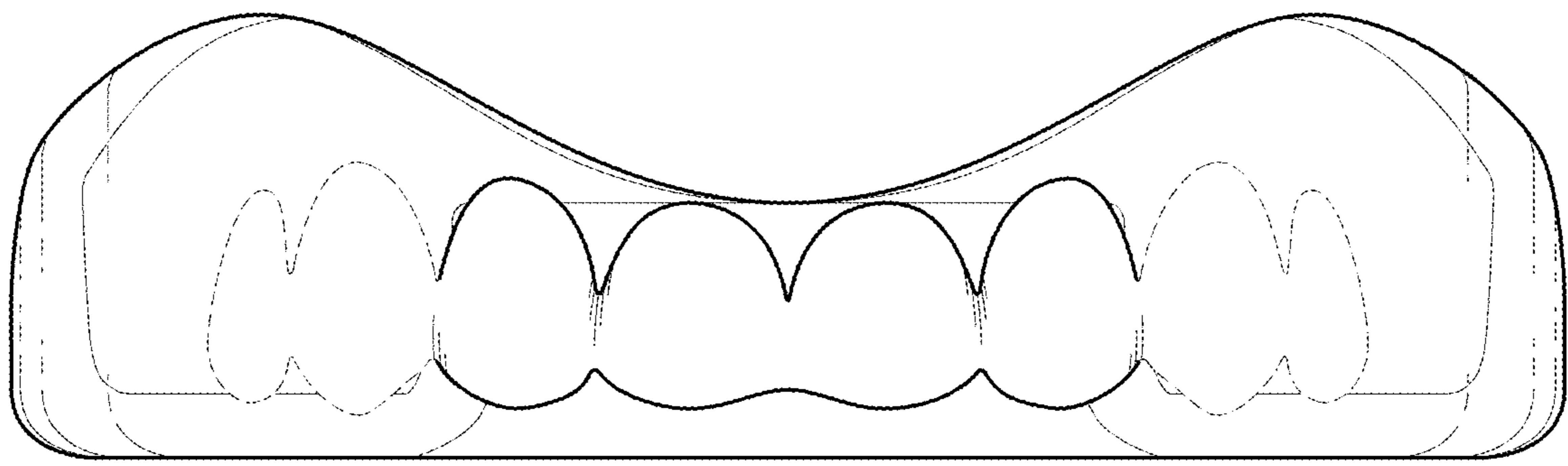


FIG. 2

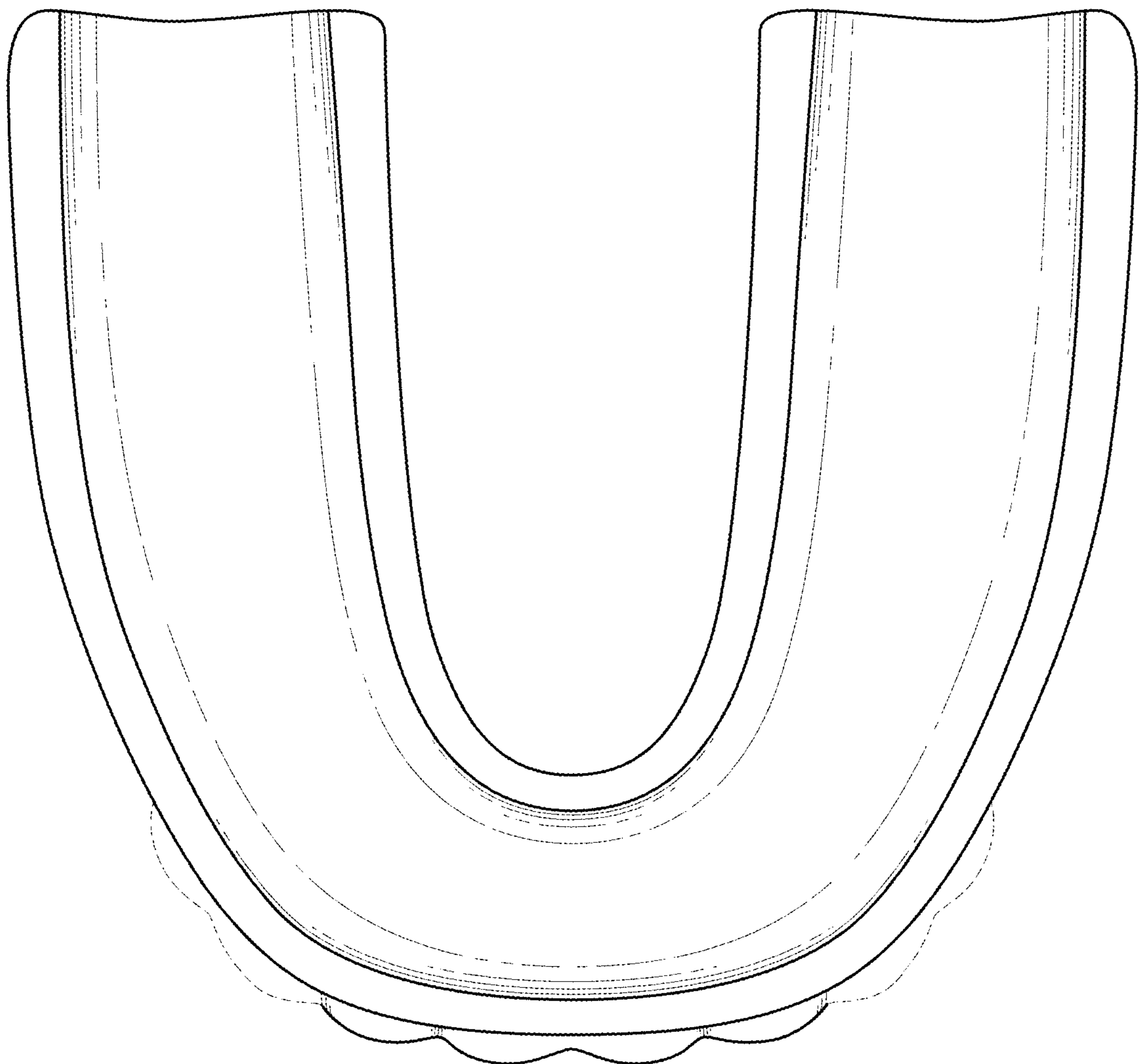


FIG. 3

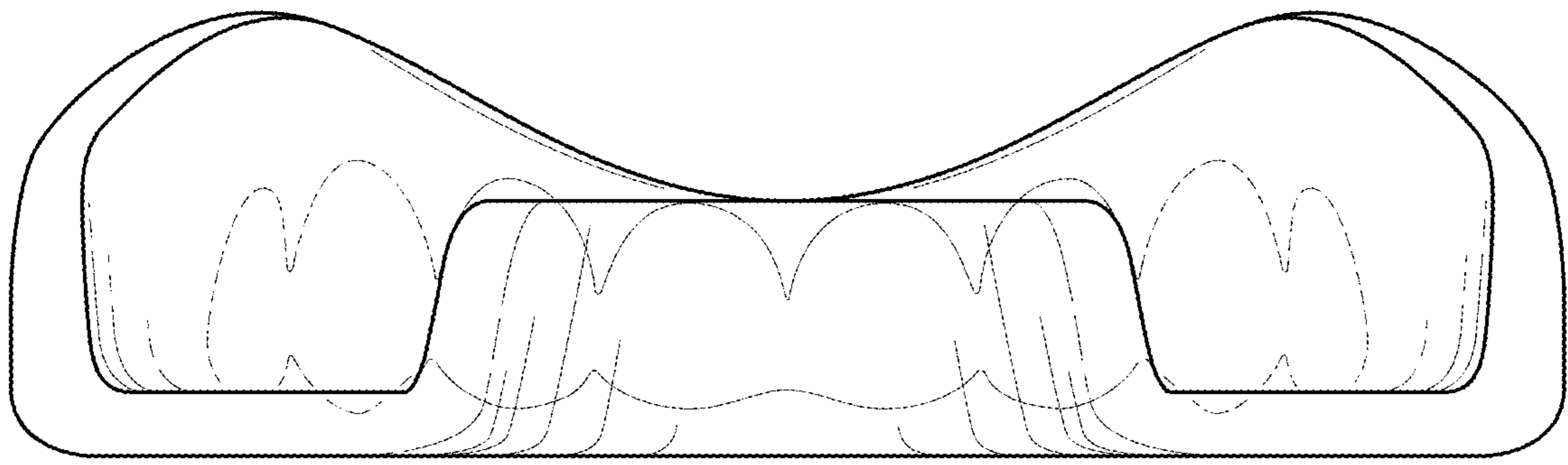


FIG. 4




FIG. 5

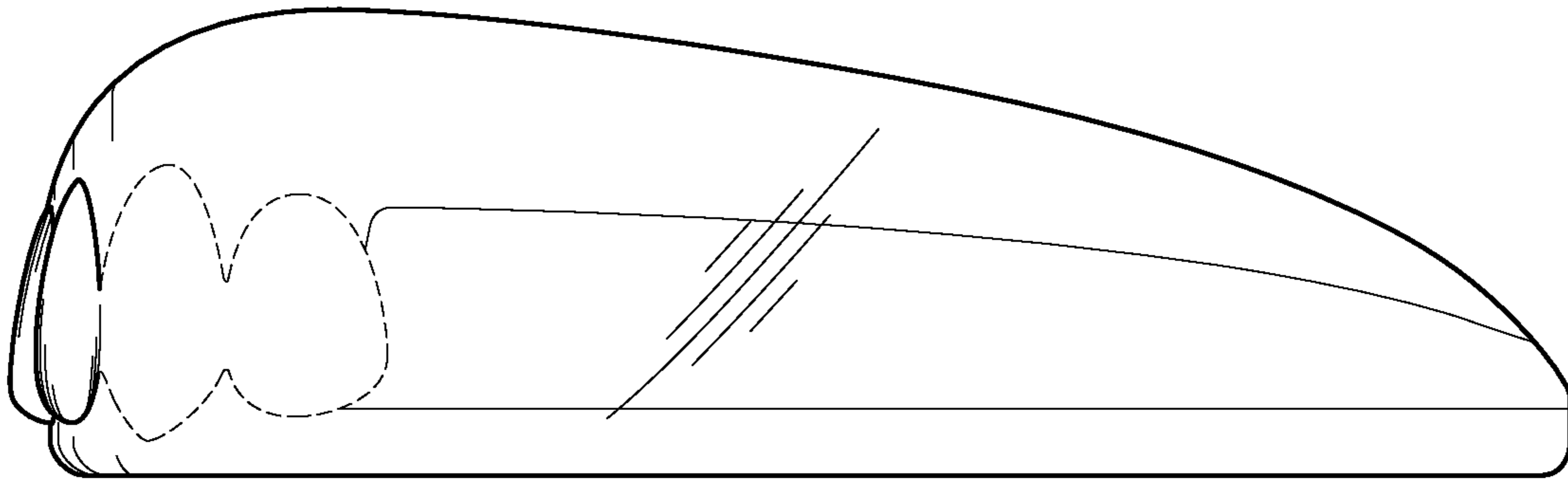


FIG. 6

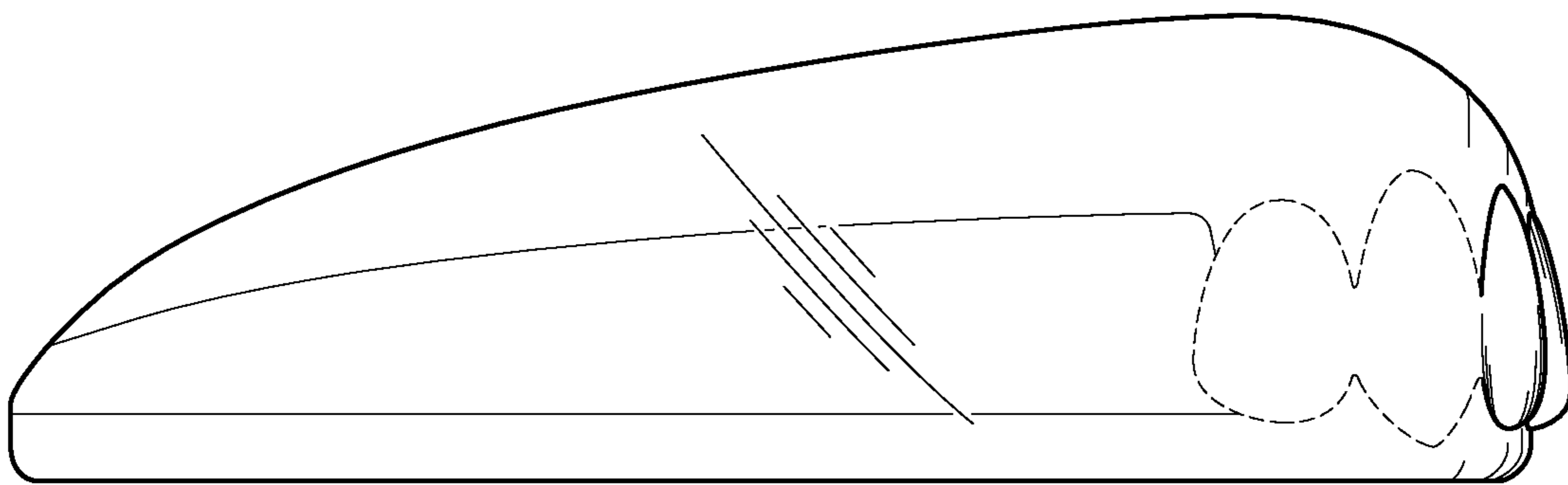


FIG. 7