



US00D949465S

(12) **United States Design Patent**
Hermiz

(10) **Patent No.:** **US D949,465 S**

(45) **Date of Patent:** **** Apr. 19, 2022**

(54) **ELECTRONIC SMOKING DEVICE**

- (71) Applicant: **Cegnum LLC**, Farmington Hills, MI (US)
- (72) Inventor: **Randy Hermiz**, Farmington Hills, MI (US)
- (73) Assignee: **Cegnum LLC**, Farmington Hills, MI (US)
- (**) Term: **15 Years**

(21) Appl. No.: **29/741,847**

(22) Filed: **Jul. 16, 2020**

(51) **LOC (13) Cl.** **27-02**

(52) **U.S. Cl.**
USPC **D27/162**

(58) **Field of Classification Search**
 USPC D27/100, 103, 162–165, 167, 169, 172,
 D27/180, 183, 194; D23/360; D24/110,
 D24/110.5
 CPC A24F 47/008; A24F 47/006; A24F 47/002;
 A61M 15/00; A61M 15/06
 See application file for complete search history.

(56) **References Cited**

U.S. PATENT DOCUMENTS

D799,110 S *	10/2017	Qiu	D27/101
D799,113 S *	10/2017	Qiu	D27/101
D832,499 S *	10/2018	Qiu	D27/162
D837,446 S *	1/2019	Durand	D27/101
D842,536 S	3/2019	Bowen et al.	
D844,235 S	3/2019	Cividi et al.	
D849,996 S	5/2019	Duque et al.	
D858,868 S	9/2019	Bowen et al.	
D859,735 S *	9/2019	Qiu	D27/162
D865,279 S	10/2019	Pino et al.	
D870,368 S	12/2019	Leon Duque et al.	
D877,971 S *	3/2020	Bowen	D27/101
D885,654 S *	5/2020	Ding	D27/162
D887,632 S	6/2020	Duque et al.	
D888,329 S	6/2020	Qiu et al.	
10,721,973 B1 *	7/2020	Hermiz	A24F 40/42
D893,094 S	8/2020	Wang et al.	

(Continued)

OTHER PUBLICATIONS

JUUL Vape Sticker By: JUUL found on Amazon Jul. 31, 2021
https://www.amazon.com/Decal-Vinyl-stickers-Colorful-Gasses/dp/B073V5N3GP/ref=pd_sbs_3/131-2274514-7147054?pd_rd_w=Feb.6,2018.*

Primary Examiner — Marissa J Cash
Assistant Examiner — Rebecca Tsehaye
 (74) *Attorney, Agent, or Firm* — Howard & Howard Attorneys PLLC


(57) **CLAIM**

The ornamental design for electronic smoking device, as shown and described.

DESCRIPTION

FIG. 1 is a top, right side perspective view of an electronic smoking device.
 FIG. 2 is a bottom, left side perspective view of the cartridge of FIG. 1.
 FIG. 3 is a front view of the electronic smoking device of FIG. 1.
 FIG. 4 is a rear view of the electronic smoking device of FIG. 1.
 FIG. 5 is a left side view of the electronic smoking device of FIG. 1.
 FIG. 6 is a right side view of the electronic smoking device of FIG. 1.
 FIG. 7 is a top view of the electronic smoking device of FIG. 1; and,
 FIG. 8 is a bottom view of the electronic smoking device of FIG. 1.
 The broken lines in the drawings depict portions of the electronic smoking device that form no part of the claimed design.

1 Claim, 5 Drawing Sheets



(56)

References Cited

U.S. PATENT DOCUMENTS

D893,096 S 8/2020 Leon Duque et al.
D894,479 S * 8/2020 Cheung D27/162
D898,278 S * 10/2020 Carlberg D27/162
D900,385 S 10/2020 Wang et al.
D902,474 S * 11/2020 Chen D27/101
D902,480 S 11/2020 Chen et al.
10,842,189 B1 * 11/2020 Hermiz H05B 3/06
D903,937 S * 12/2020 Chimbuya D27/162
D903,938 S * 12/2020 Chimbuya D27/162
D904,681 S * 12/2020 Kim D27/162
D904,682 S * 12/2020 Kim D27/162
D904,683 S * 12/2020 Kim D27/162
D905,330 S * 12/2020 Kim D27/162
D908,952 S * 1/2021 Guo D27/101
D910,908 S * 2/2021 Kim D27/162
D911,600 S 2/2021 Chen et al.
D912,309 S 3/2021 Bowen et al.
D918,467 S 5/2021 Wang et al.
D919,881 S * 5/2021 Carlberg D27/162
D921,284 S 6/2021 Belisle et al.
D923,240 S 6/2021 Wang et al.
D923,864 S 6/2021 Carlberg et al.

* cited by examiner

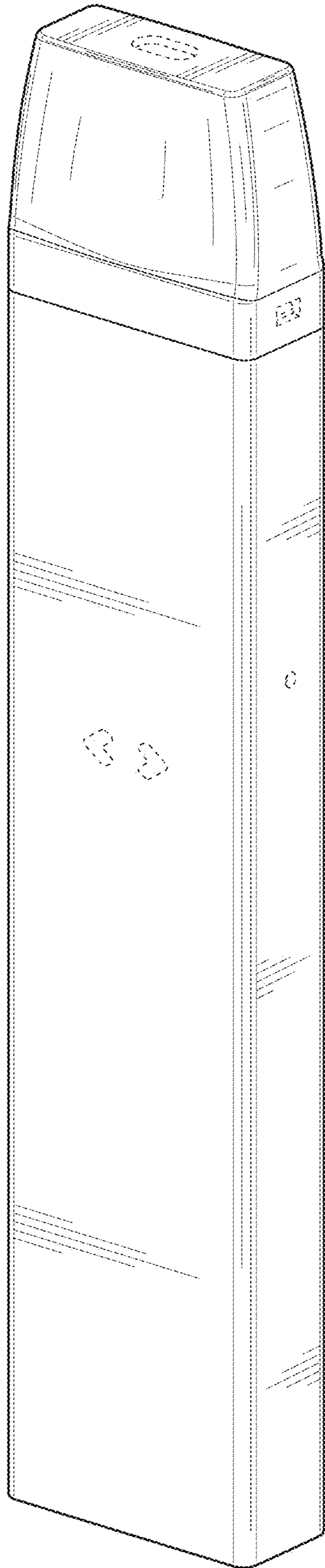


FIG. 1

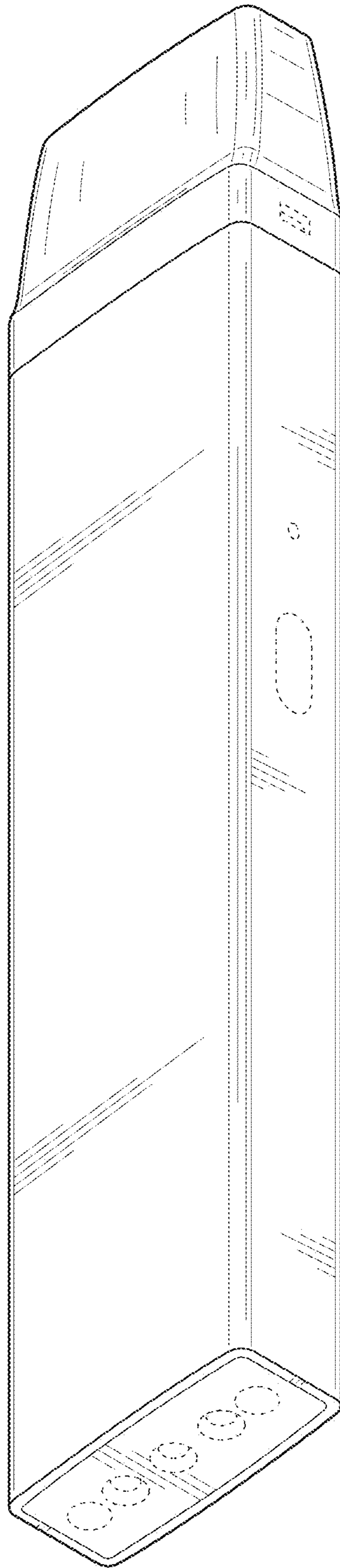


FIG. 2




FIG. 3




FIG. 4

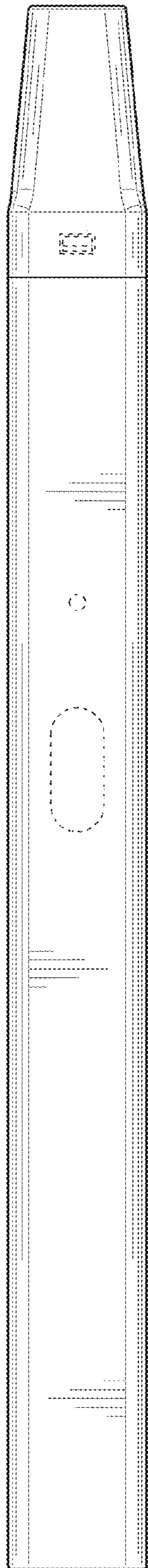


FIG. 5




FIG. 6

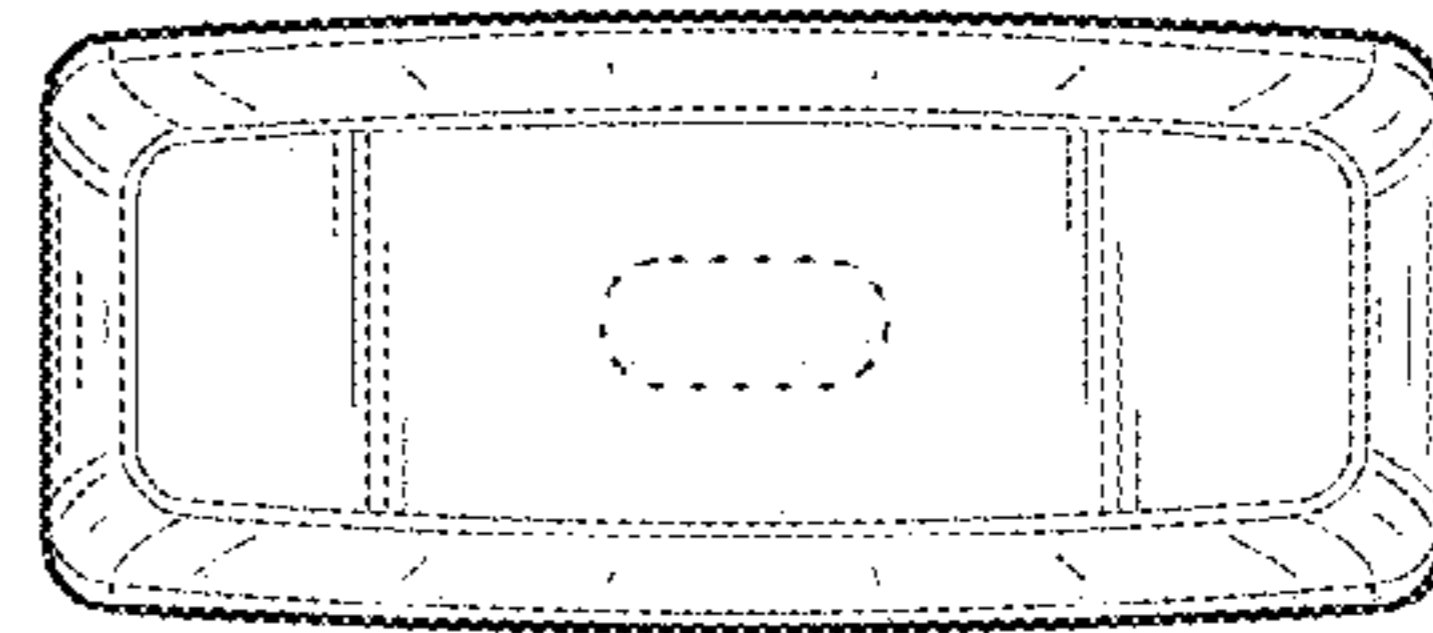


FIG. 7

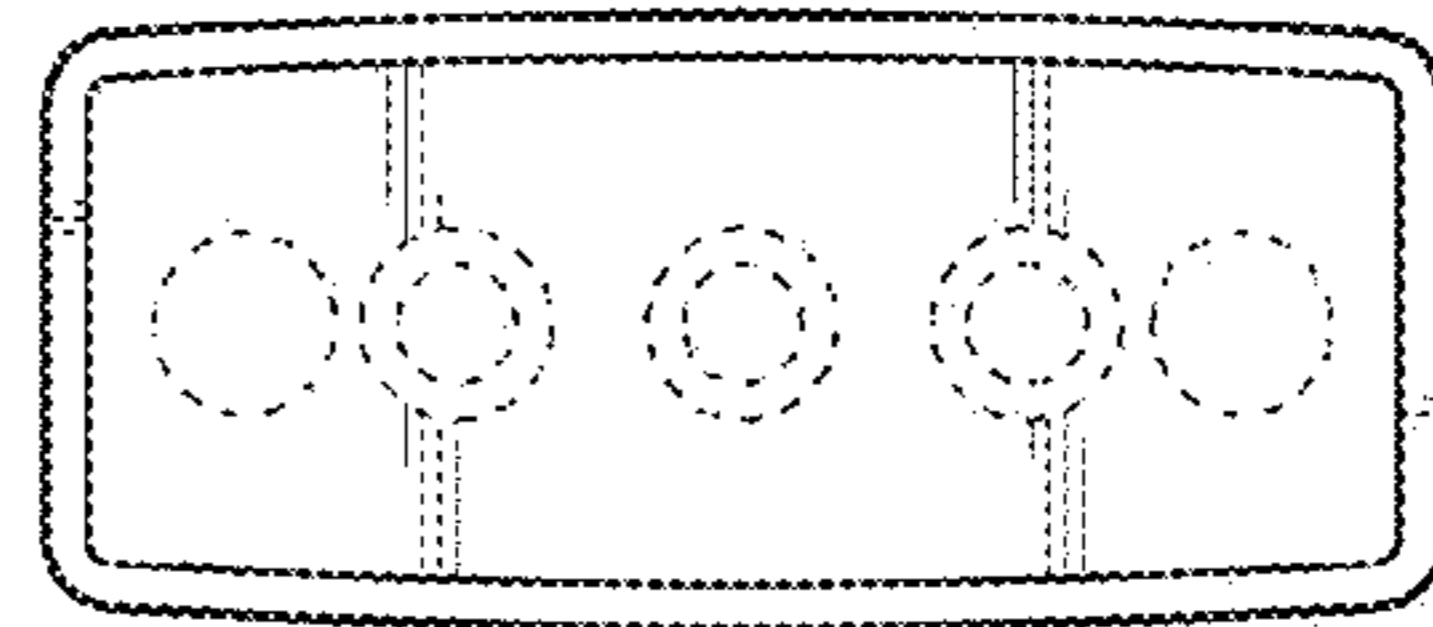


FIG. 8