



US00D949450S

(12) **United States Design Patent**
Zhang

(10) **Patent No.:** **US D949,450 S**

(45) **Date of Patent:** **** Apr. 19, 2022**

(54) **SPOTLIGHT**

(71) Applicant: **Shenzhen YuYiYuan Technology Co., Ltd**, Shenzhen (CN)

(72) Inventor: **Donglin Zhang**, Shenzhen (CN)

(**) Term: **15 Years**

(21) Appl. No.: **29/738,491**

(22) Filed: **Jun. 18, 2020**

(51) **LOC (13) Cl.** **26-05**

(52) **U.S. Cl.**
USPC **D26/63; D26/120**

(58) **Field of Classification Search**

USPC D26/24, 51, 61, 63, 65, 67, 72, 80, 81, D26/83, 92, 100, 120; D16/203
CPC F21S 8/00; F21S 8/04; F21S 8/003; F21S 8/033; F21S 9/00; F21S 9/02; F21S 9/022; F21S 9/03; F21S 9/032; F21S 9/035; F21S 9/037; F21W 2131/10; F21W 2131/20; F21W 2131/101; F21W 2131/107; F21W 2131/402; F21W 2131/1005; F21V 21/00; F21V 21/02; F21V 21/10; F21V 21/14; F21V 21/26; F21V 21/30; F21V 14/02; F21V 17/02
See application file for complete search history.

(56) **References Cited**

U.S. PATENT DOCUMENTS

D392,065 S * 3/1998 Morrow D10/106.1
D690,613 S * 10/2013 Holland D10/114.2

D761,474 S * 7/2016 Chen D26/65
D788,967 S * 6/2017 Chen D26/65
D869,721 S * 12/2019 Recker D26/63
D889,721 S * 7/2020 Tan D26/63
D892,380 S * 8/2020 Yan D26/65
D894,461 S * 8/2020 Recker D26/63
D894,462 S * 8/2020 Recker D26/63
D896,424 S * 9/2020 Wang D26/63
RE48,386 E * 1/2021 Paredes F21V 21/29
D26/120
D908,262 S * 1/2021 Dai D26/63
D914,261 S * 3/2021 Ouyang D26/65
D922,645 S * 6/2021 Gowing D26/63
D929,008 S * 8/2021 Singh D26/63
2017/0184293 A1 * 6/2017 Chen F21V 23/0471
2018/0195703 A1 * 7/2018 Bailey F21V 21/02

* cited by examiner

Primary Examiner — Clint A Samuel

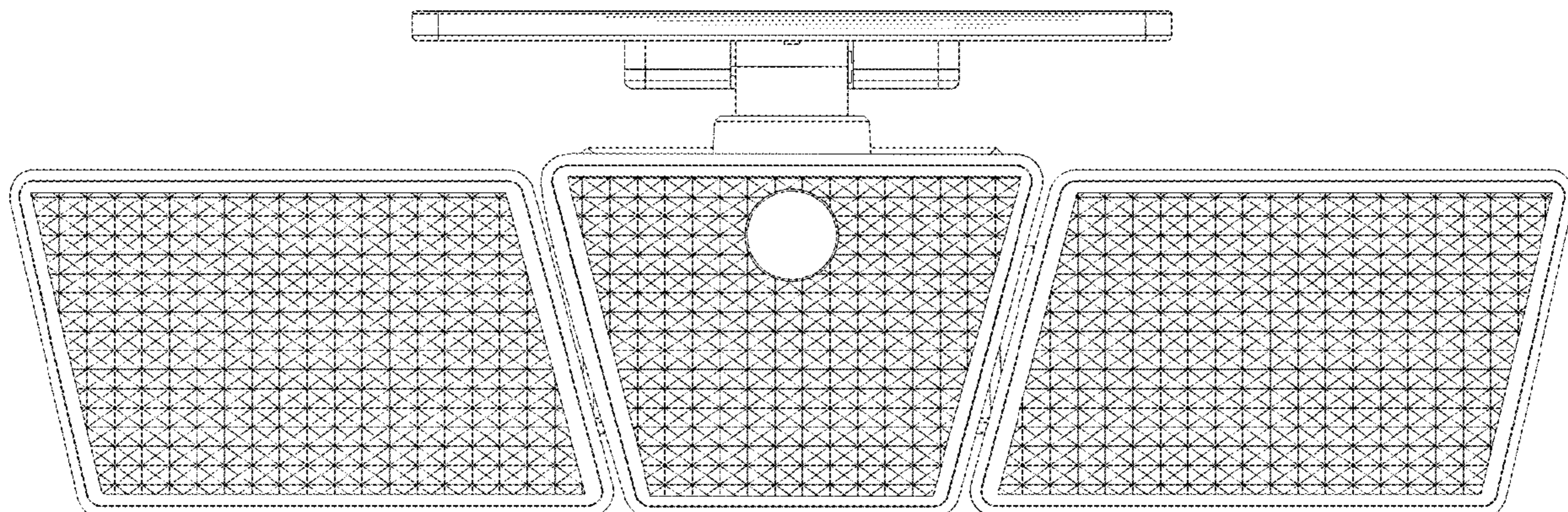
(57) **CLAIM**

The ornamental design for a spotlight, as shown and described.

DESCRIPTION

FIG. 1 is a front view of a spotlight showing my new design; FIG. 2 is a back view thereof; FIG. 3 is a left side view thereof; FIG. 4 is a right side view thereof; FIG. 5 is a top view thereof; FIG. 6 is a bottom view thereof; and, FIG. 7 is a perspective view thereof.

1 Claim, 7 Drawing Sheets



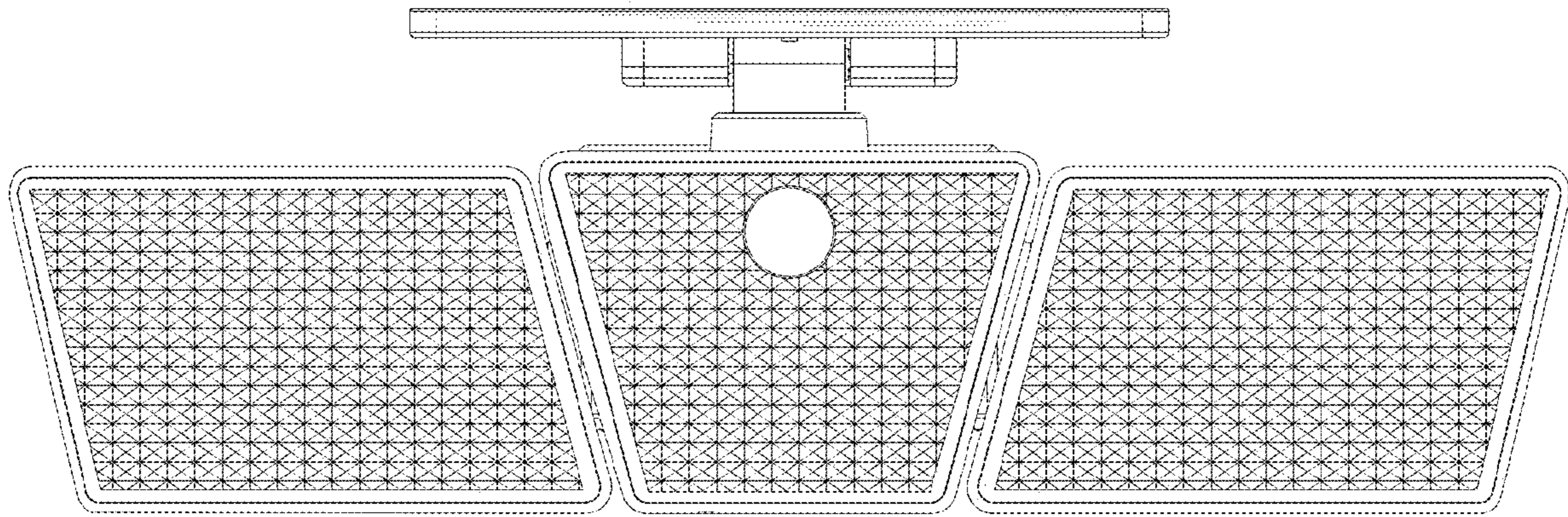


FIG. 1

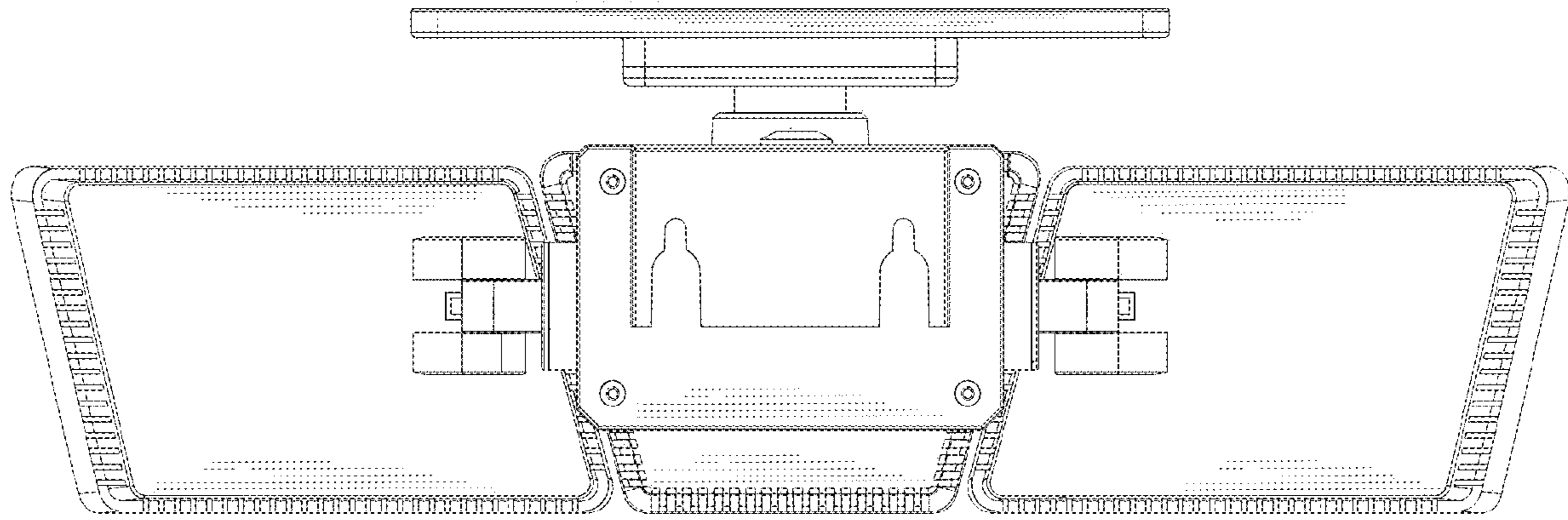


FIG. 2

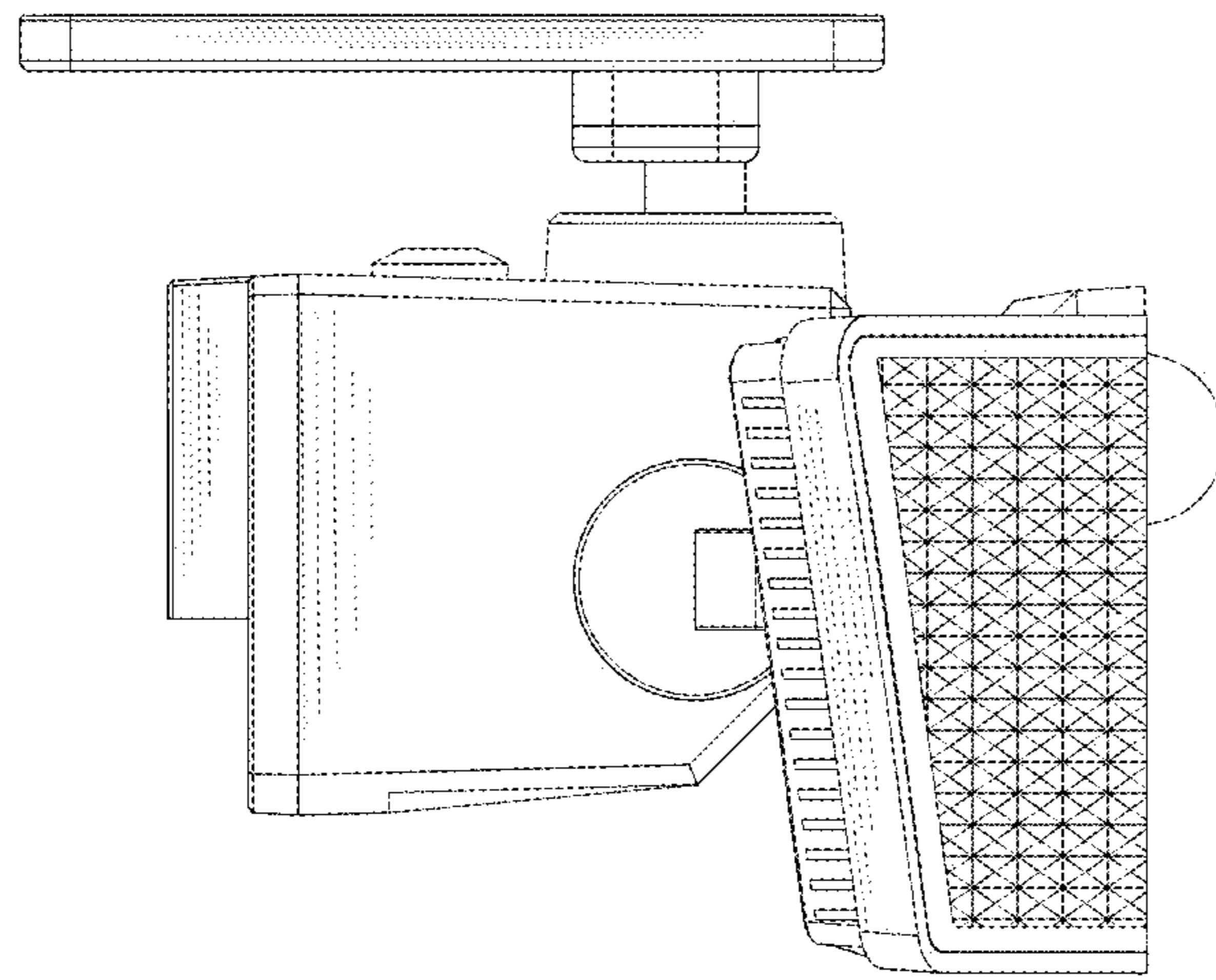


FIG. 3

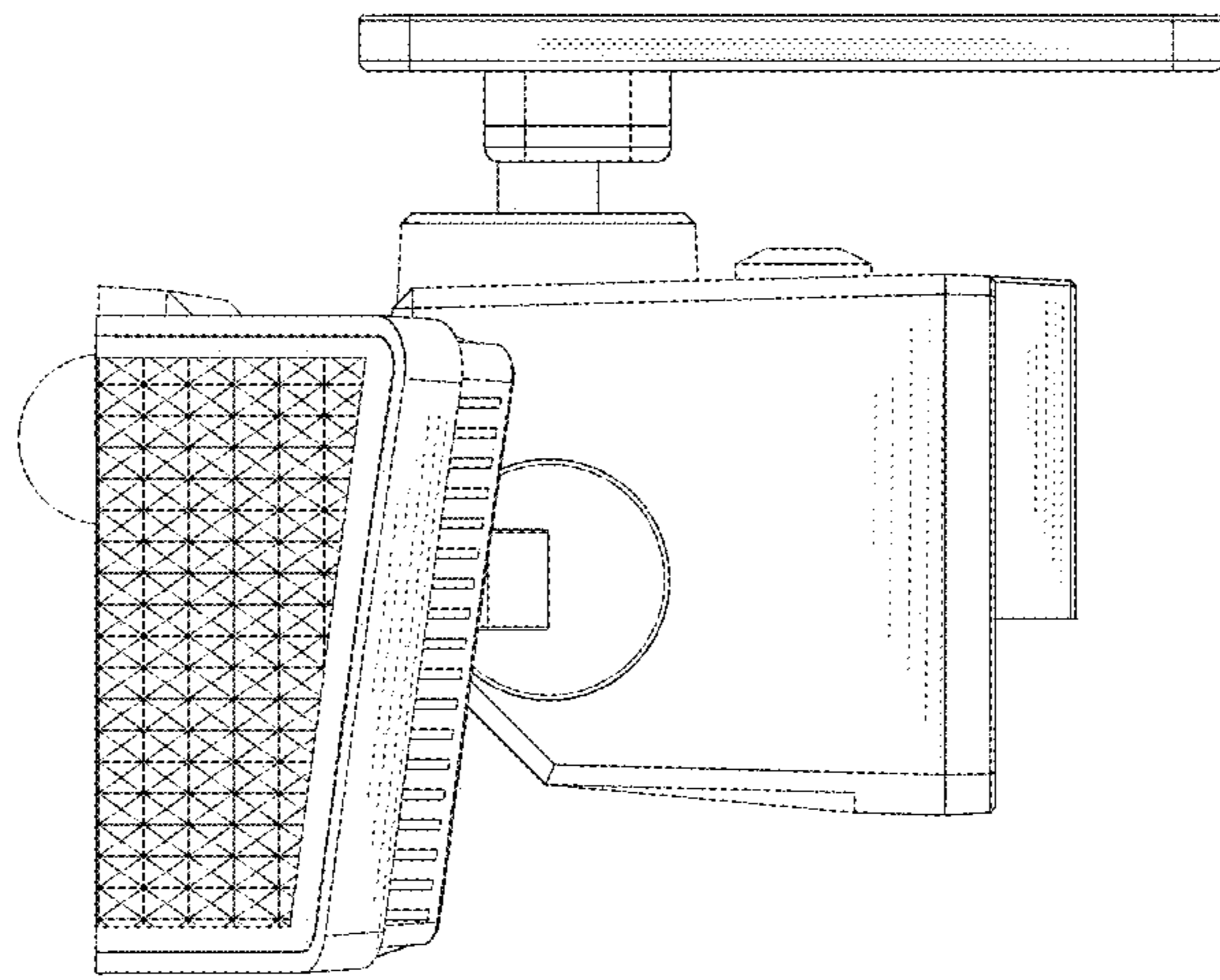


FIG. 4

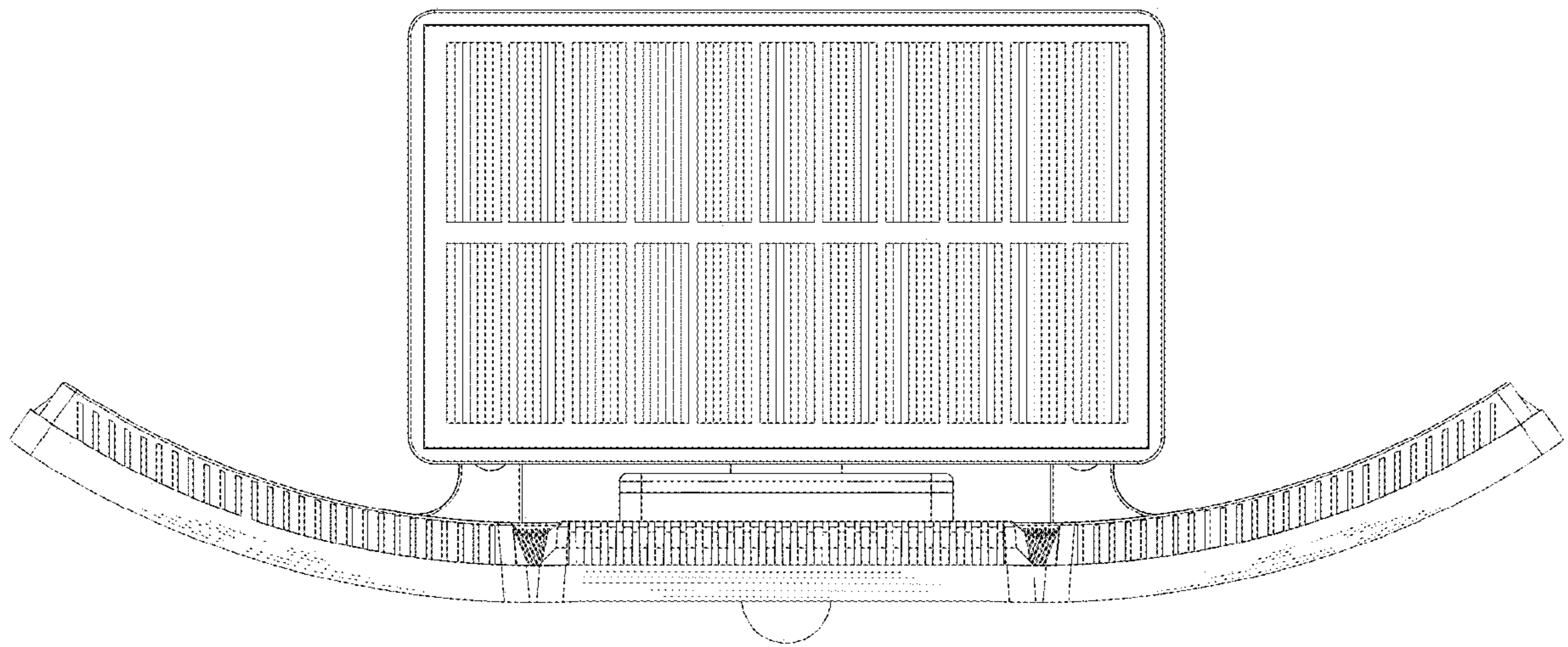


FIG. 5

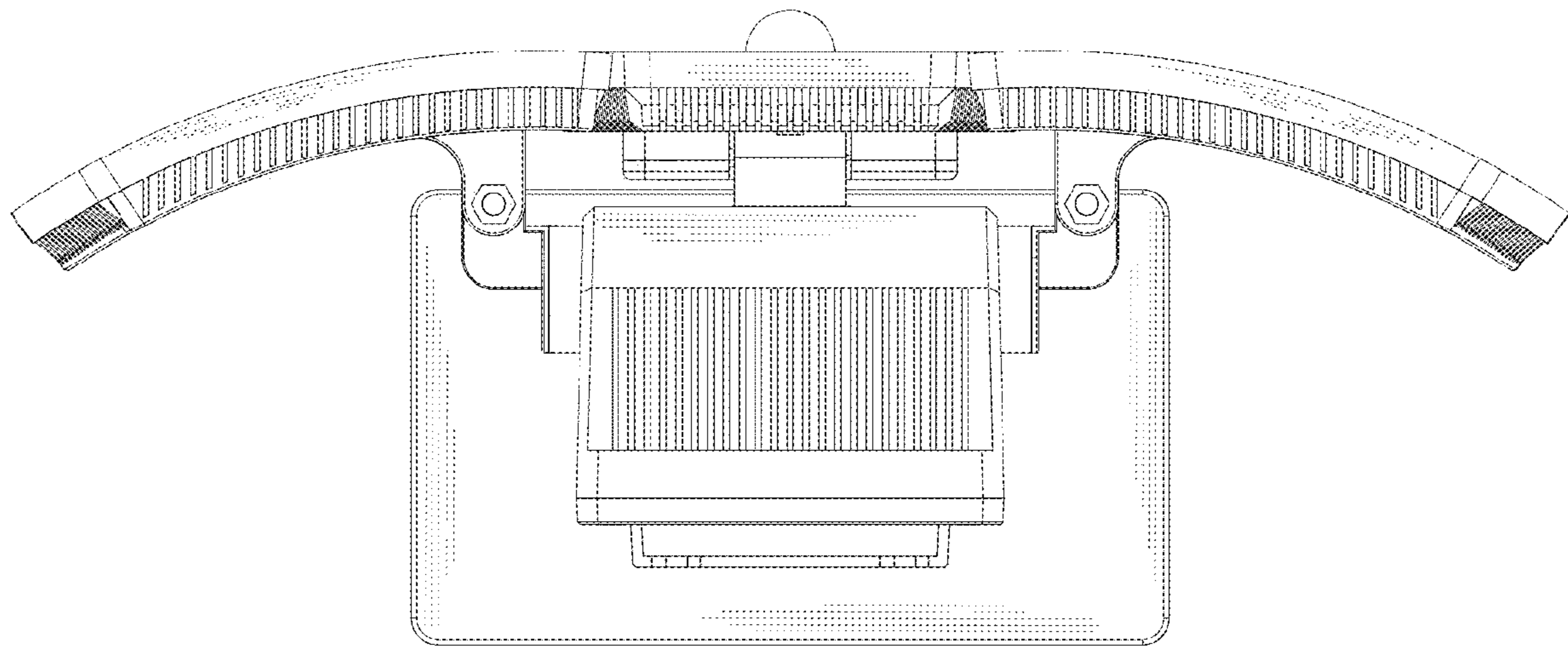


FIG. 6

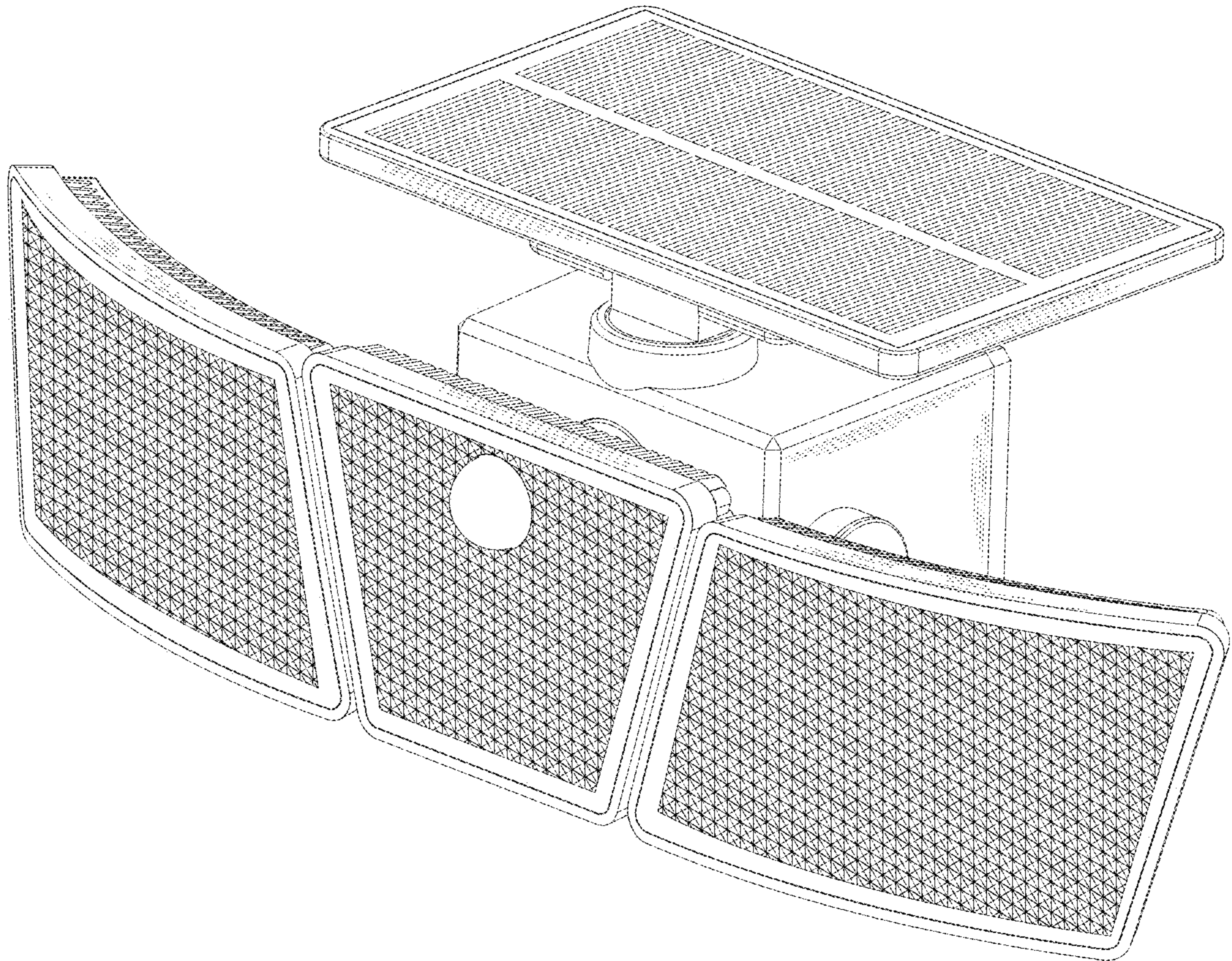


FIG. 7