



US00D949436S

(12) **United States Design Patent**
Mejia

(10) **Patent No.:** **US D949,436 S**
(45) **Date of Patent:** **** Apr. 19, 2022**

(54) **DOME**
(71) Applicant: **Manuel J. Mejia**, Kennett Square, PA
(US)
(72) Inventor: **Manuel J. Mejia**, Kennett Square, PA
(US)
(**) Term: **15 Years**
(21) Appl. No.: **29/800,026**
(22) Filed: **Jul. 19, 2021**
(51) **LOC (13) Cl.** **25-03**
(52) **U.S. Cl.**
USPC **D25/19**
(58) **Field of Classification Search**
USPC D25/13, 18, 19, 31; D30/118;
D21/834-838
CPC E04B 1/3211
See application file for complete search history.

4,453,558 A * 6/1984 Ochs E04H 15/58
D324,255 S * 2/1992 Branton D25/16
D326,495 S * 5/1992 Pearce D21/835
8,307,605 B2 * 11/2012 McCarty E04B 7/08
52/80.1
D861,191 S * 9/2019 Kärkkäinen D25/19
D896,336 S * 9/2020 Alemdar D21/834
D898,225 S * 10/2020 Rossborough, Jr. D25/19
2008/0256863 A1 * 10/2008 Zitko E04B 1/3211
49/41
2015/0218792 A1 * 8/2015 Bunce H02K 7/1807
52/79.4

FOREIGN PATENT DOCUMENTS

KR 300711337.0000 * 10/2013
* cited by examiner

Primary Examiner — Brett Miller

(57) **CLAIM**

The ornamental design for a dome, as shown and described.

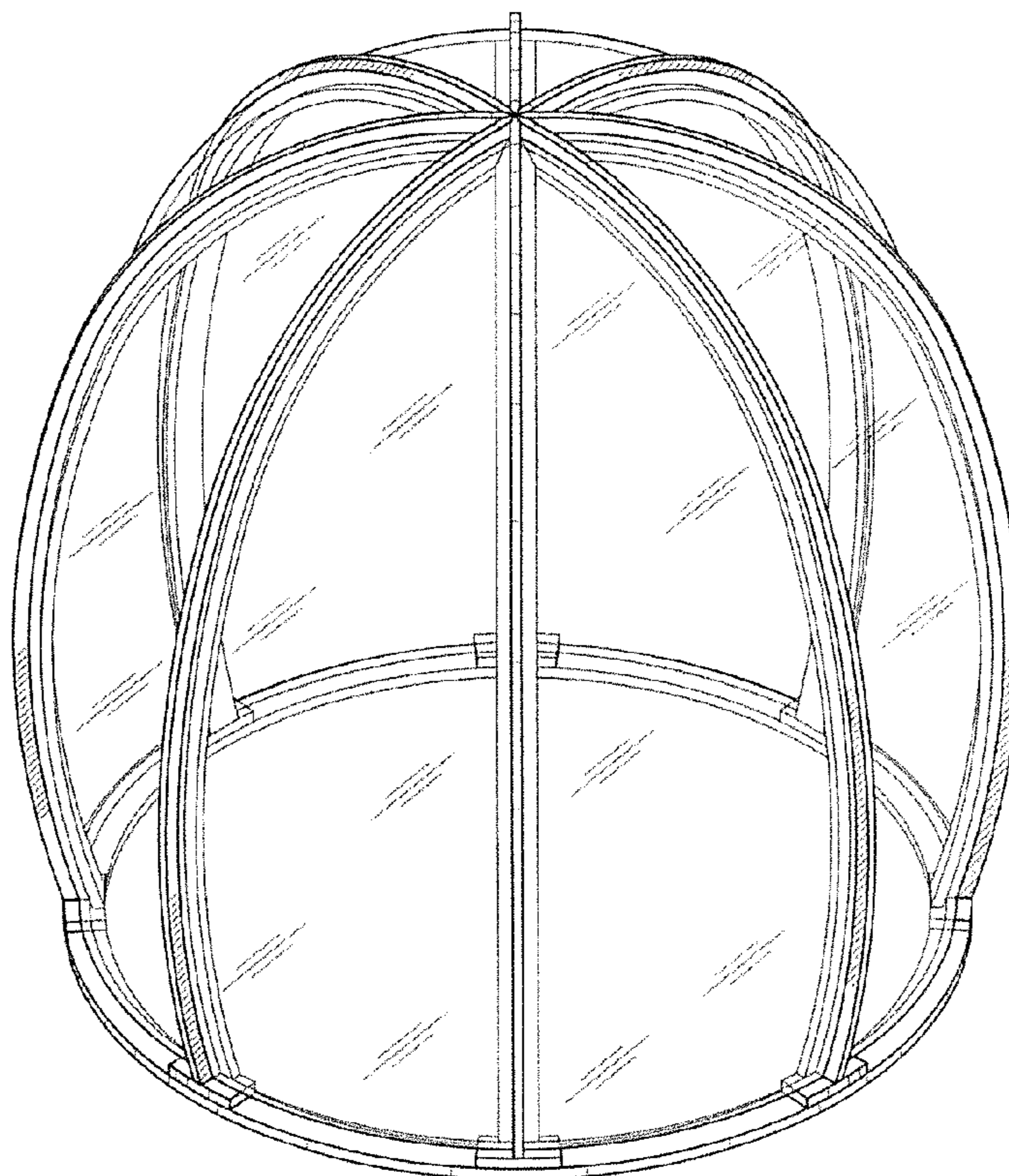
DESCRIPTION

FIG. 1 is a top and front pictorial view of a dome showing my new design;
FIG. 2 is a front elevational view thereof, the rear elevational view being a mirror image thereof;
FIG. 3 is a right side elevational view thereof, the left side elevational view being a mirror image thereof;
FIG. 4 is a top plan view thereof; and,
FIG. 5 is a bottom plan view thereof.

1 Claim, 5 Drawing Sheets

(56) **References Cited**
U.S. PATENT DOCUMENTS

2,176,712 A * 10/1939 Hanson E04B 7/102
D25/19
3,999,337 A * 12/1976 Tomassetti, Jr. E04B 1/3211
D25/4
4,068,421 A * 1/1978 Marovich E04B 1/3211
D25/19
4,296,869 A * 10/1981 Jawad E04B 1/3211
220/586



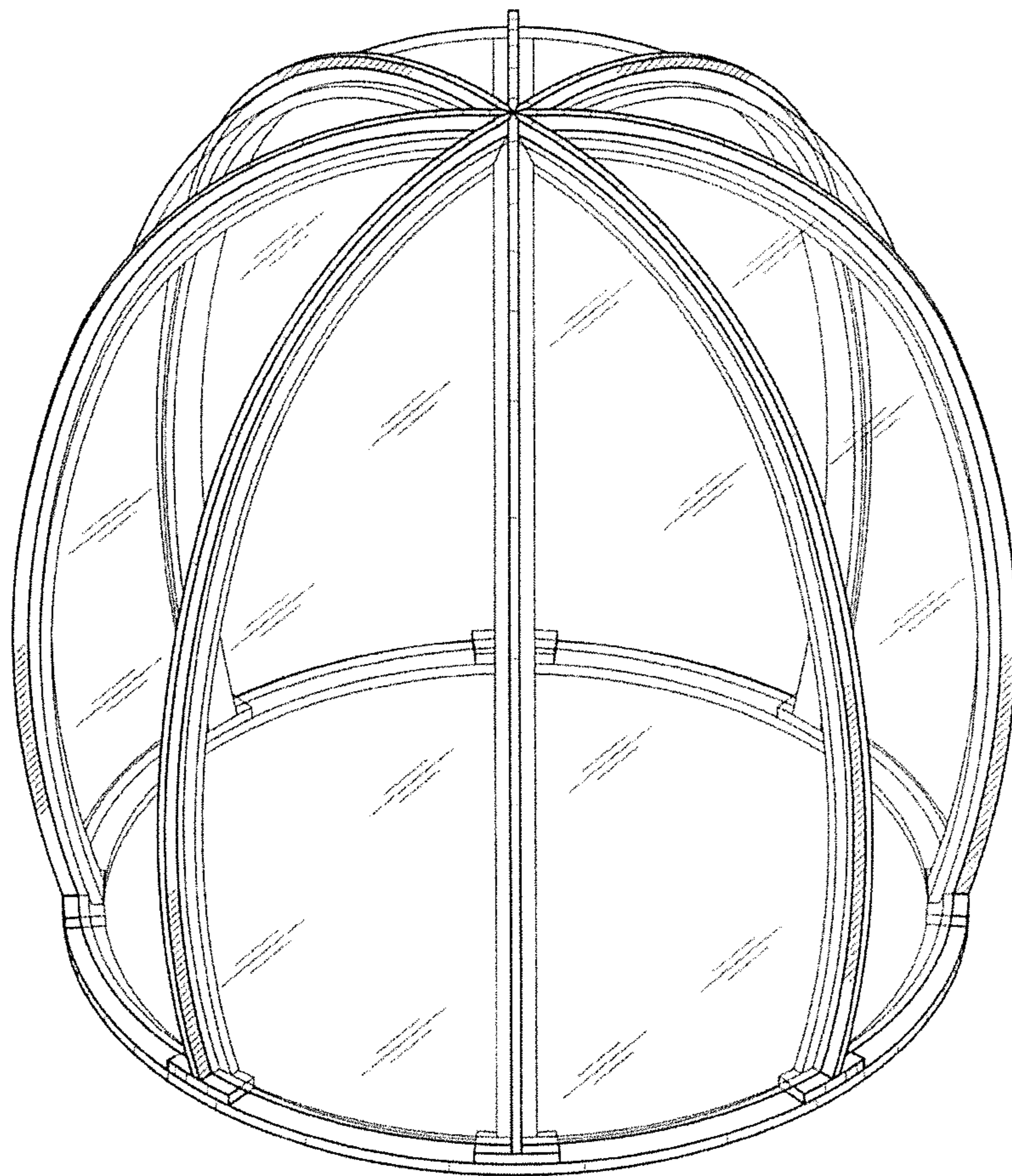


FIG. 1

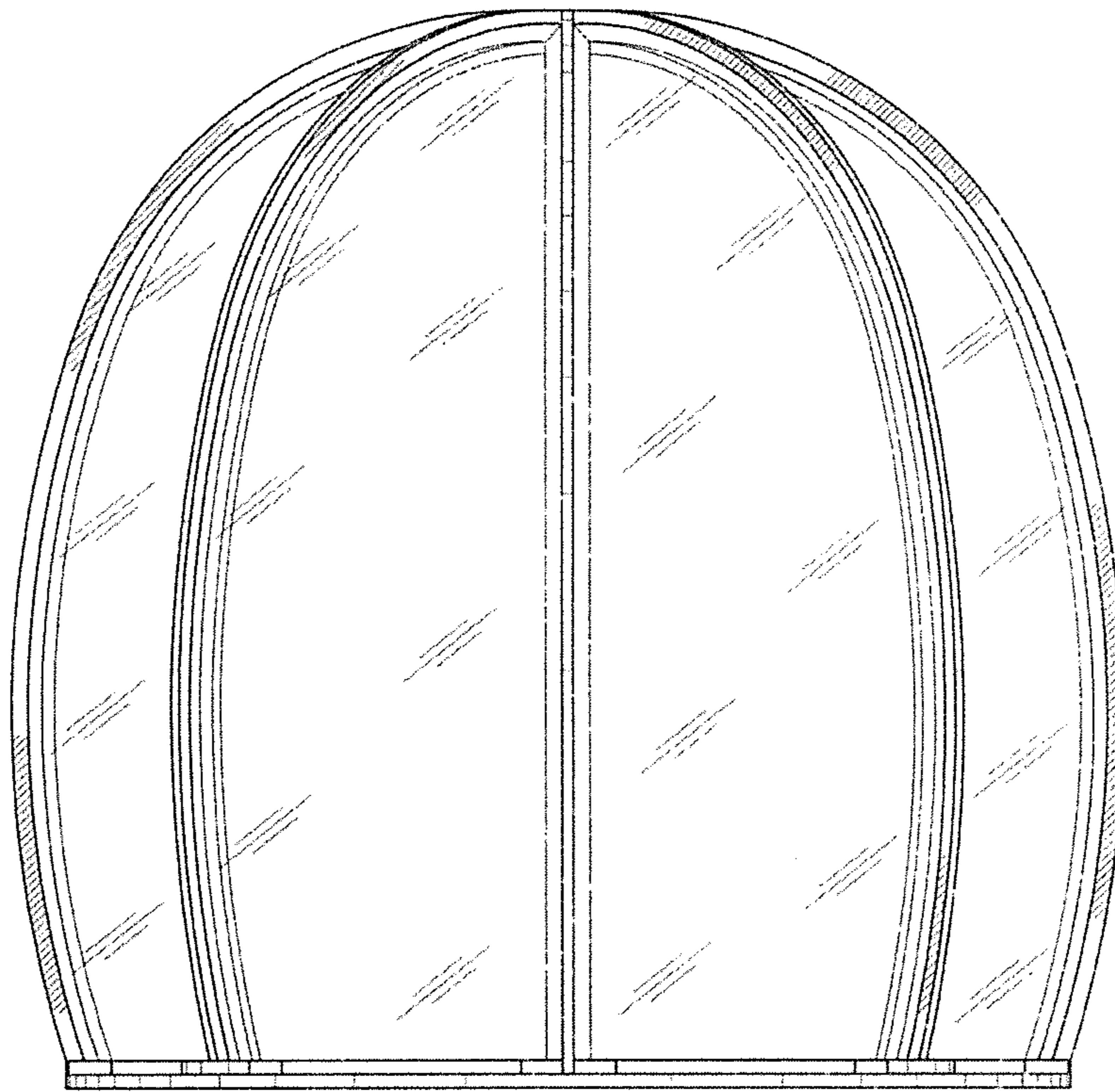


FIG. 2




FIG. 3

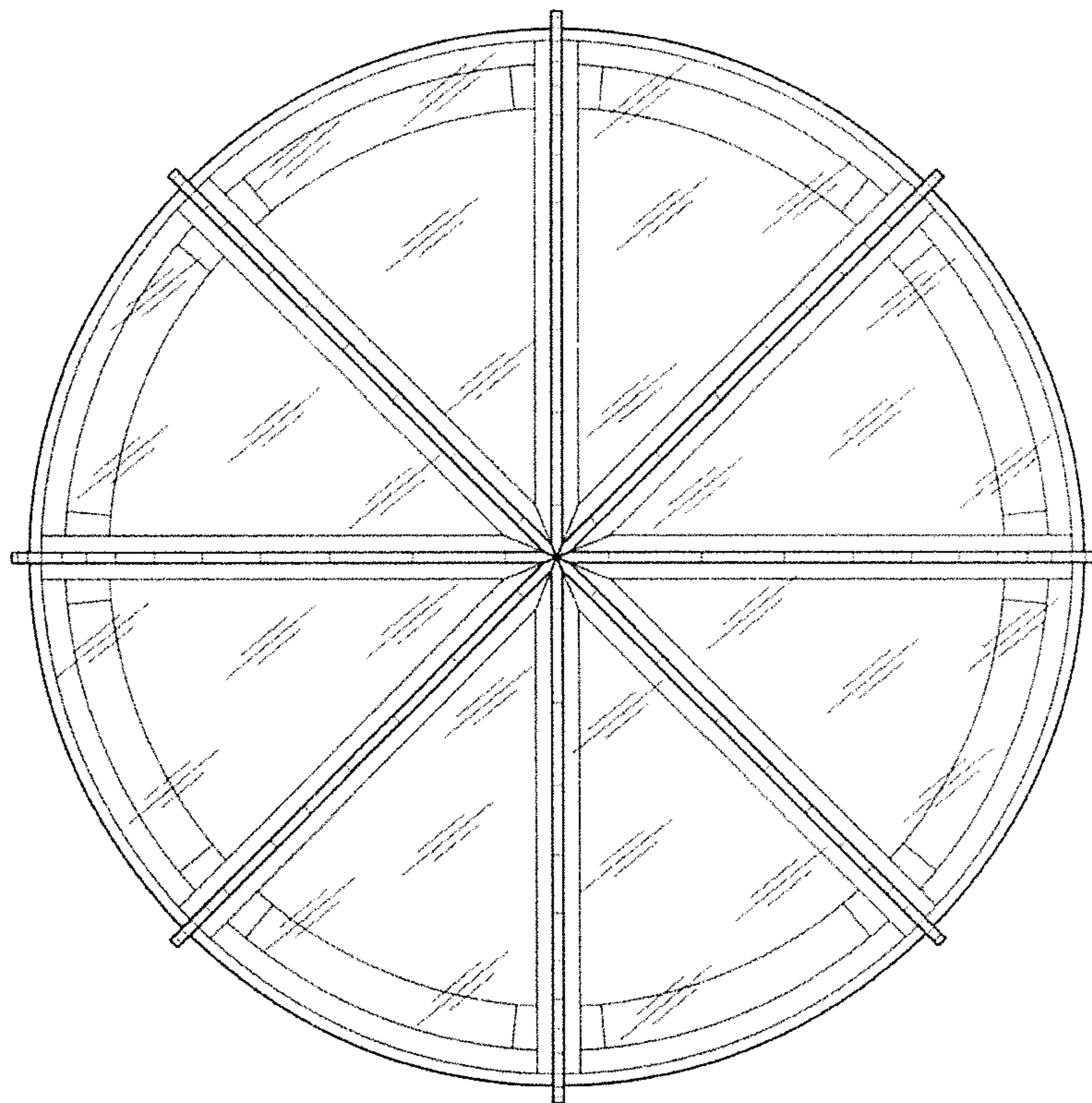


FIG. 4

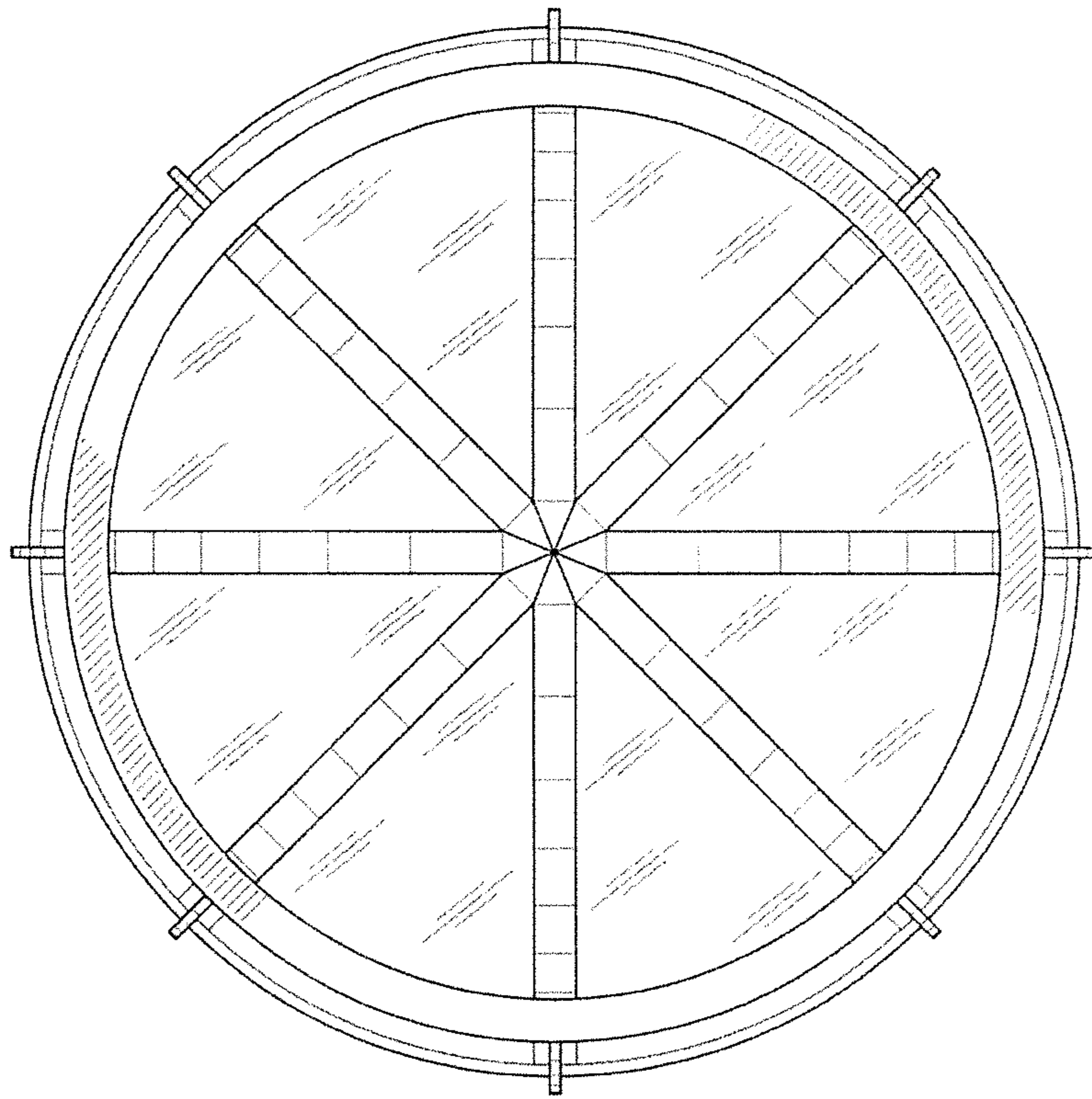


FIG. 5