

US00D949422S

(12) **United States Design Patent** (10) **Patent No.:** **US D949,422 S**
Wang (45) **Date of Patent:** **** Apr. 19, 2022**

(54) **NECK BACK MASSAGER**
(71) Applicant: **Shenzhen Yuantong Supply Chain Management Co., Shenzhen (CN)**
(72) Inventor: **Xinkai Wang, Shenzhen (CN)**
(**) Term: **15 Years**
(21) Appl. No.: **29/763,860**

D840,047 S * 2/2019 Koo D24/215
D862,931 S * 10/2019 Zhang
D870,896 S * 12/2019 Komaki D24/186
D871,797 S * 1/2020 Chen D6/601
D889,165 S * 7/2020 Chen D6/601
D898,427 S * 10/2020 Chen D6/601
D902,425 S * 11/2020 Cornaro D24/215
D902,426 S * 11/2020 Cornaro D24/215
D914,397 S * 3/2021 Zhang D6/601
D928,333 S * 8/2021 Song D24/214

(22) Filed: **Dec. 24, 2020**
(51) **LOC (13) Cl.** **28-03**
(52) **U.S. Cl.**
USPC **D24/215**
(58) **Field of Classification Search**
USPC D24/191, 200, 211, 212, 213, 214, 215;
D30/160; D6/595, 596, 597, 601
CPC A61H 2201/0153; A61H 2205/087; A61H
19/30; A61H 19/34; A61H 2201/5025;
A61H 7/002
See application file for complete search history.

OTHER PUBLICATIONS

Amazon, "Shiatsu_Massager", Jun. 30, 2021. [* cited by examiner](https://www.amazon.com/Shiatsu-Massager-Electric-Pillow-Kneading/dp/B098D8HG6Z/ref=sr_1_60_sspa?dchild=1&keywords=shiatsu%2Bmassage%2Bpillow&qid=1631217235&sr=8-60-spons&smid=A1OHMTW668HHWL&spLa=ZW5jcnlwdGVkUXVhbGlmaWVyPUEyT0xLMVpWSUxHTTky-JmVuY3J. (Year: 2021).*</p></div>
<div data-bbox=)

Primary Examiner — Michael A Maharajh

(56) **References Cited**

U.S. PATENT DOCUMENTS

D345,801 S * 4/1994 Bosch D24/200
D466,217 S * 11/2002 Harris D24/215
D586,469 S * 2/2009 Henry D24/200
D610,695 S * 2/2010 Forte D24/211
D633,628 S * 3/2011 Wahng D24/215
D645,569 S * 9/2011 Nitsch D24/215
D657,885 S * 4/2012 Imboden D24/215
D664,665 S * 7/2012 Wahng D24/214
D665,093 S * 8/2012 Sedic D24/215
D687,157 S * 7/2013 Matsuura D24/215
D687,560 S * 8/2013 Matsuura D24/215
D772,423 S * 11/2016 de Oliveira D24/215
D789,709 S * 6/2017 Zou
D791,510 S * 7/2017 Renna D6/601
D802,541 S * 11/2017 Kajiura D13/168
D815,292 S * 4/2018 Goldman D24/186
D838,124 S * 1/2019 Jagtenberg D6/601

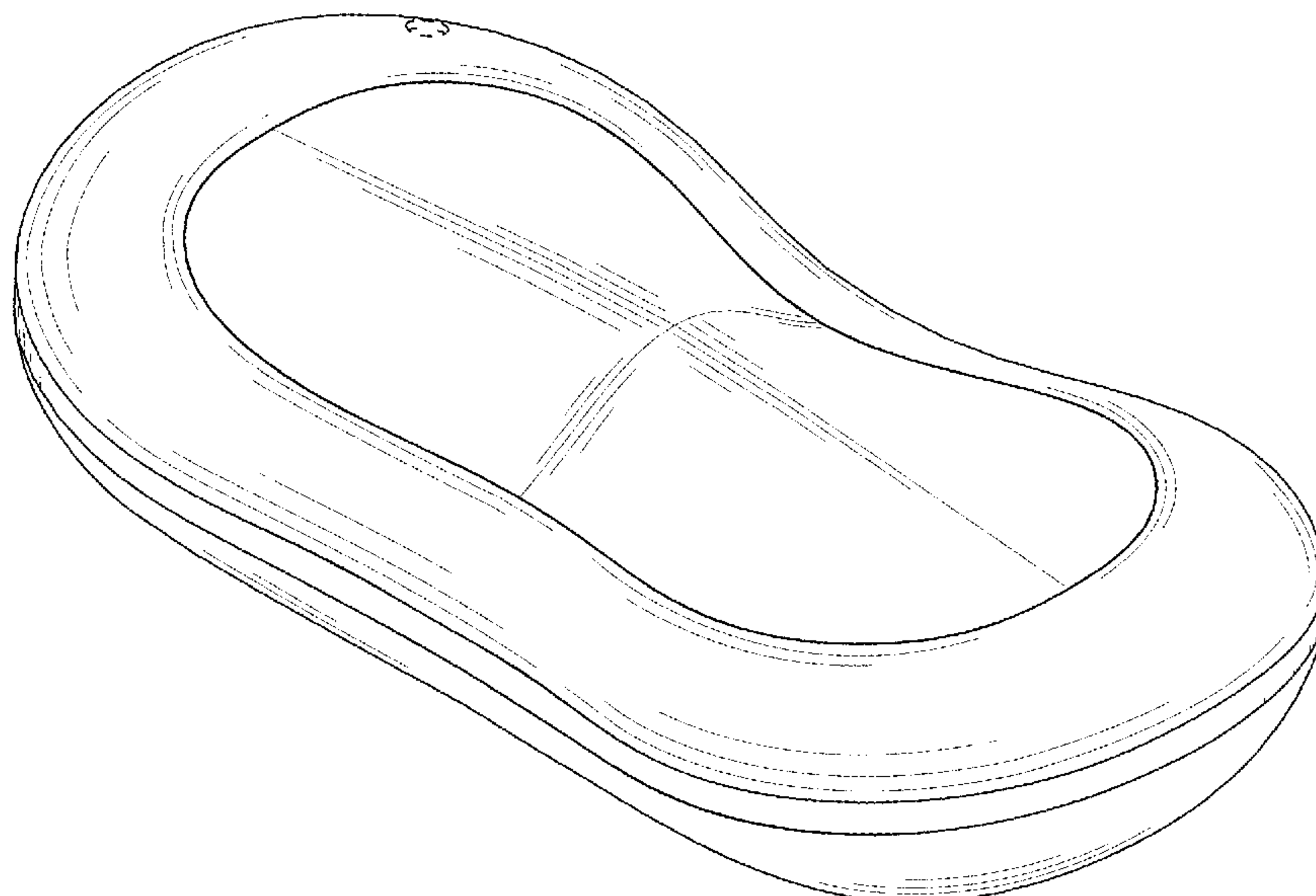
(57) **CLAIM**

The ornamental design for a neck back massager, as shown and described.

DESCRIPTION

FIG. 1 is a perspective view of a neck back massager showing my new design;
FIG. 2 is a front view thereof;
FIG. 3 is a rear view thereof;
FIG. 4 is a left side view thereof;
FIG. 5 is a right side view thereof;
FIG. 6 is a top plan view thereof; and,
FIG. 7 is a bottom plan view thereof.
The broken lines in the figures illustrate portions of the neck back massager that form no part of the claimed design.

1 Claim, 7 Drawing Sheets



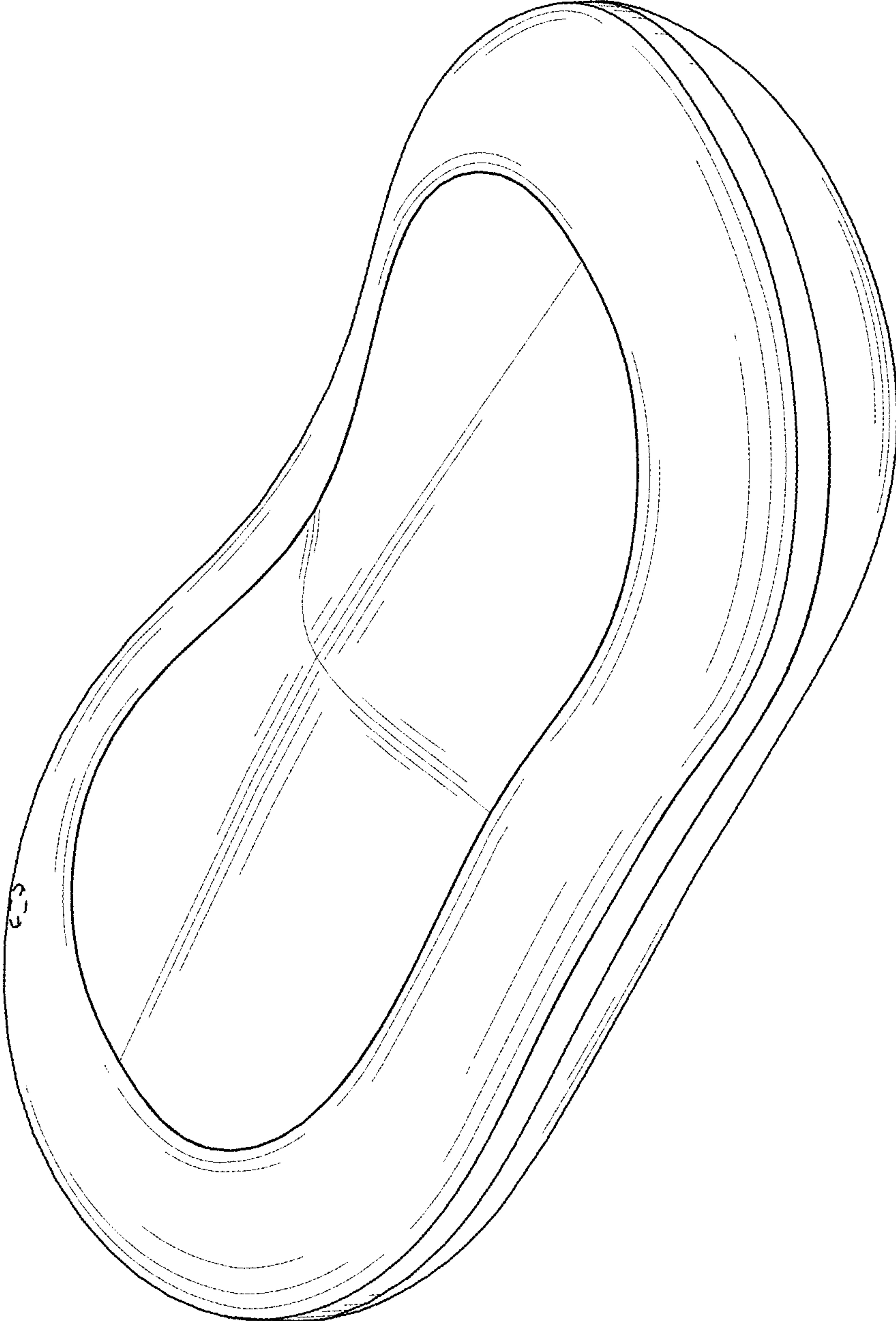


FIG. 1

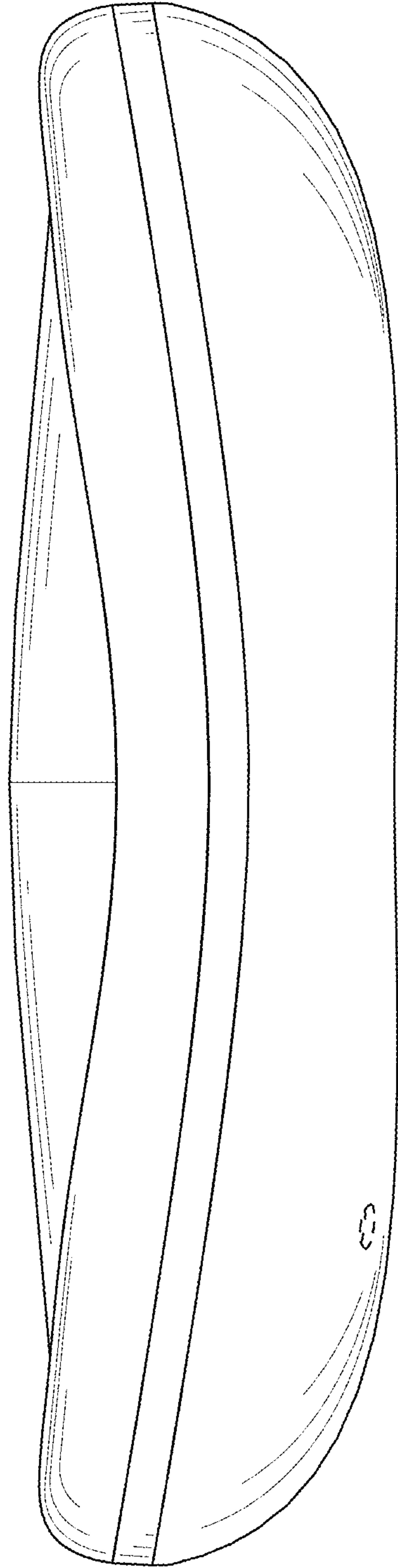


FIG. 2

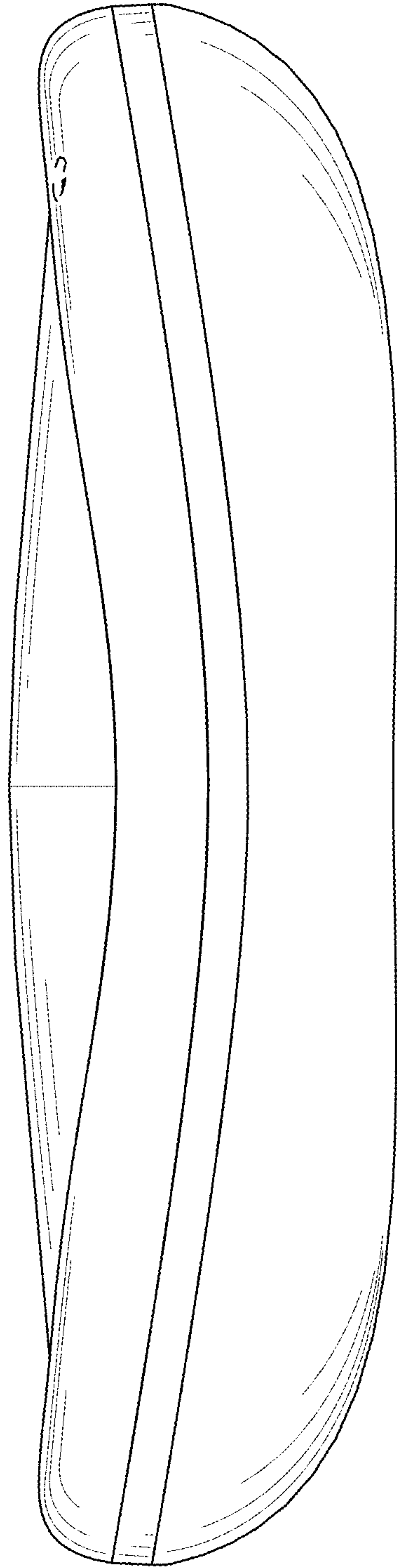


FIG. 3

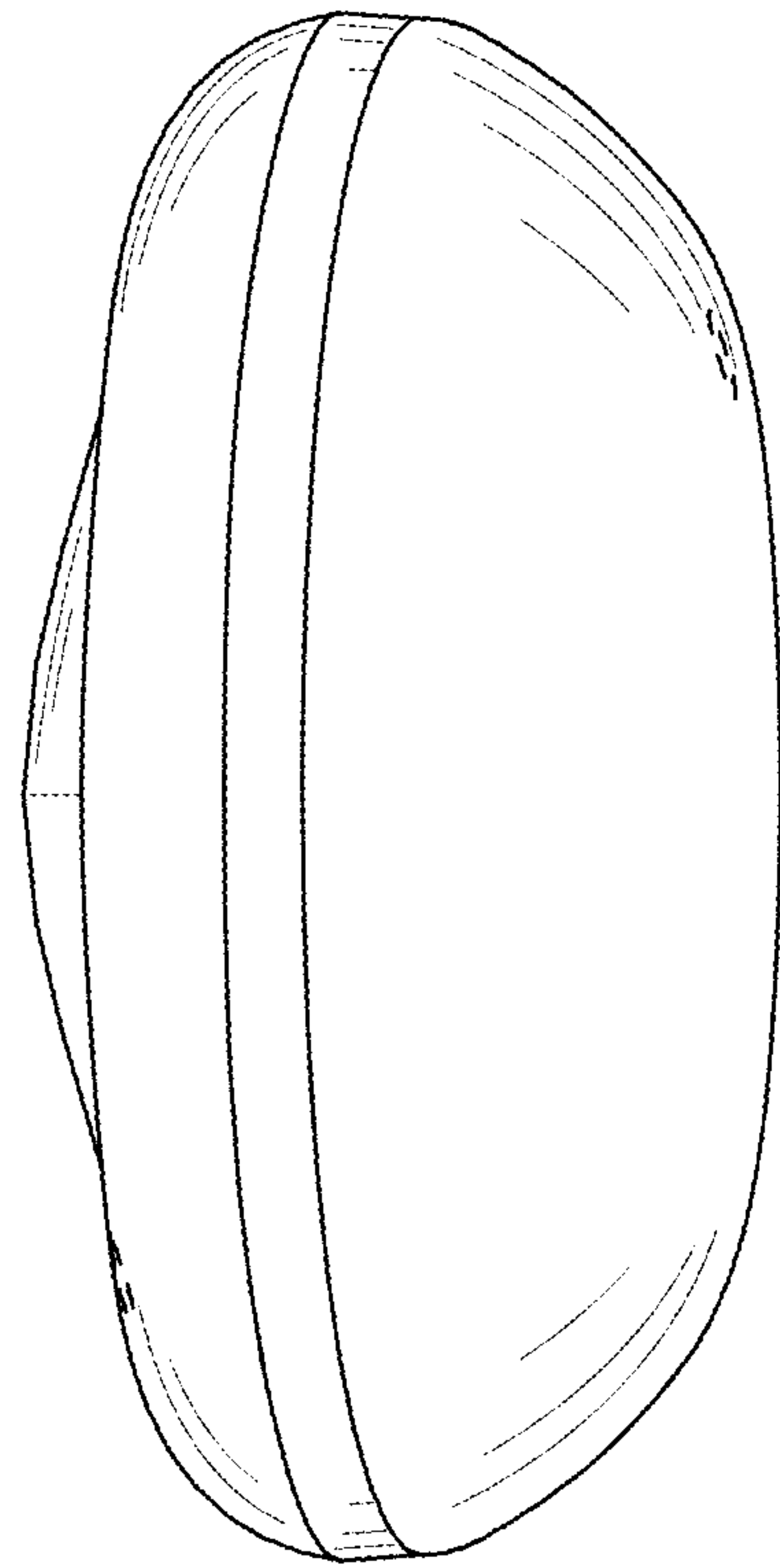


FIG. 4

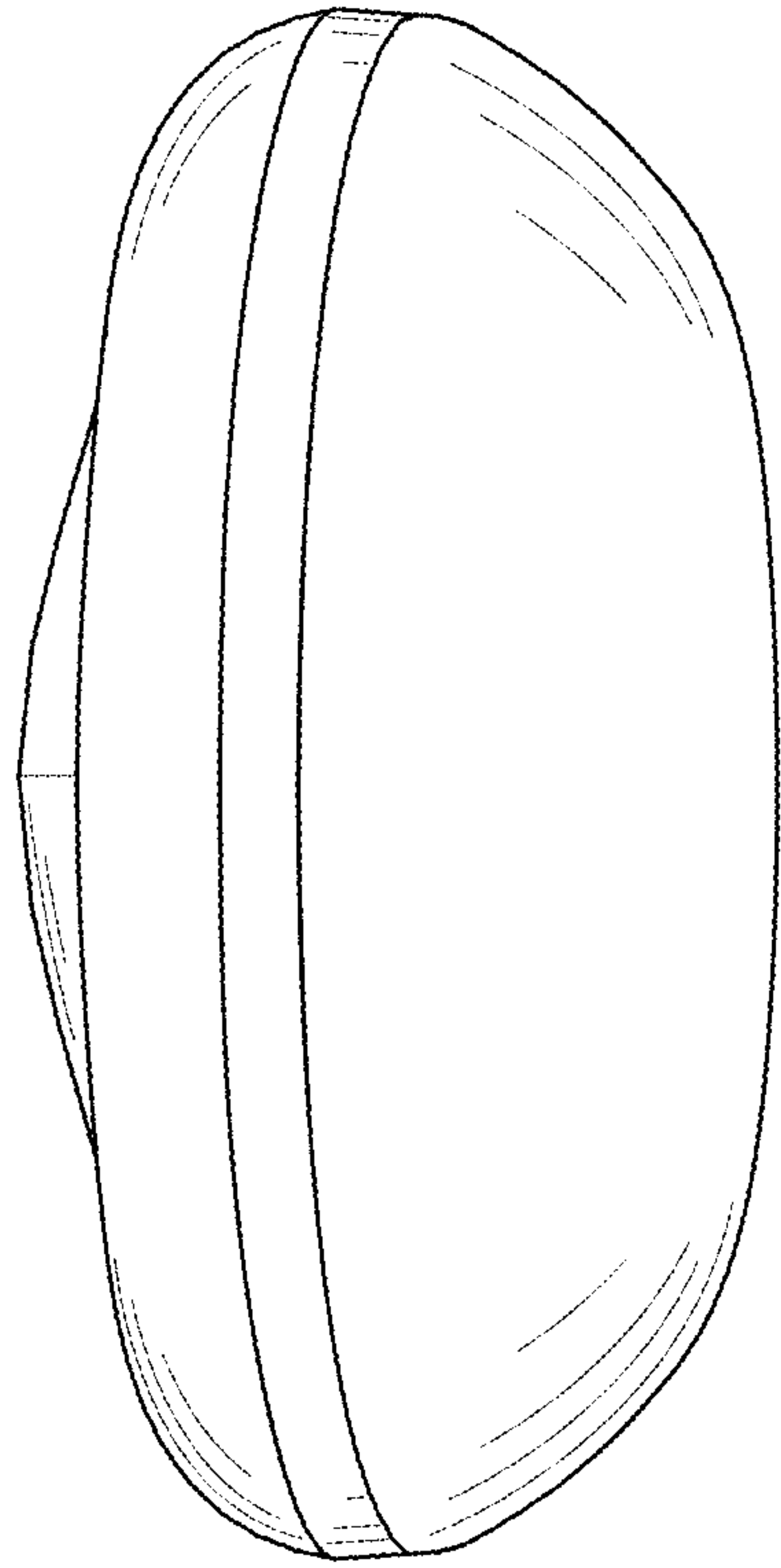


FIG. 5

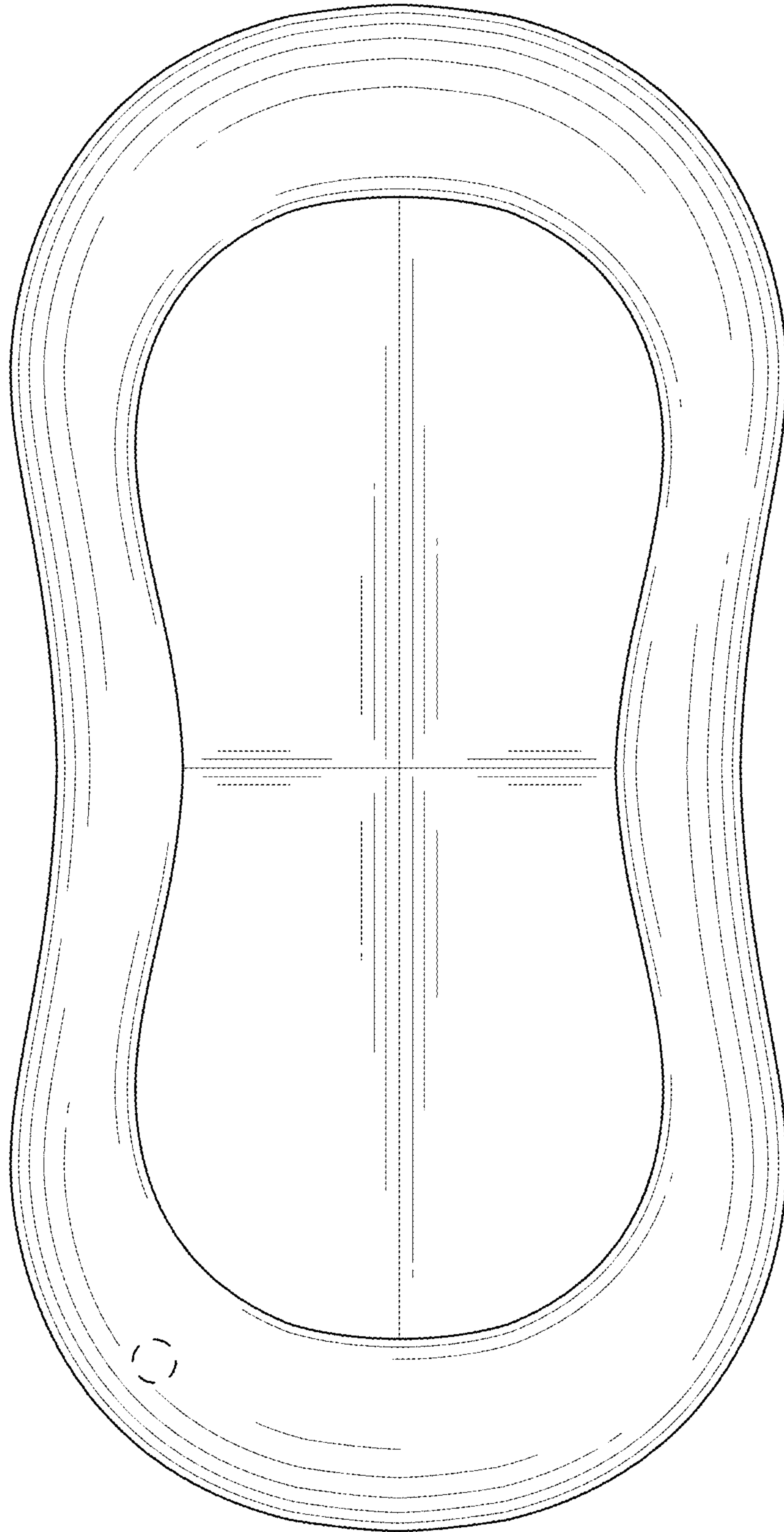


FIG. 6

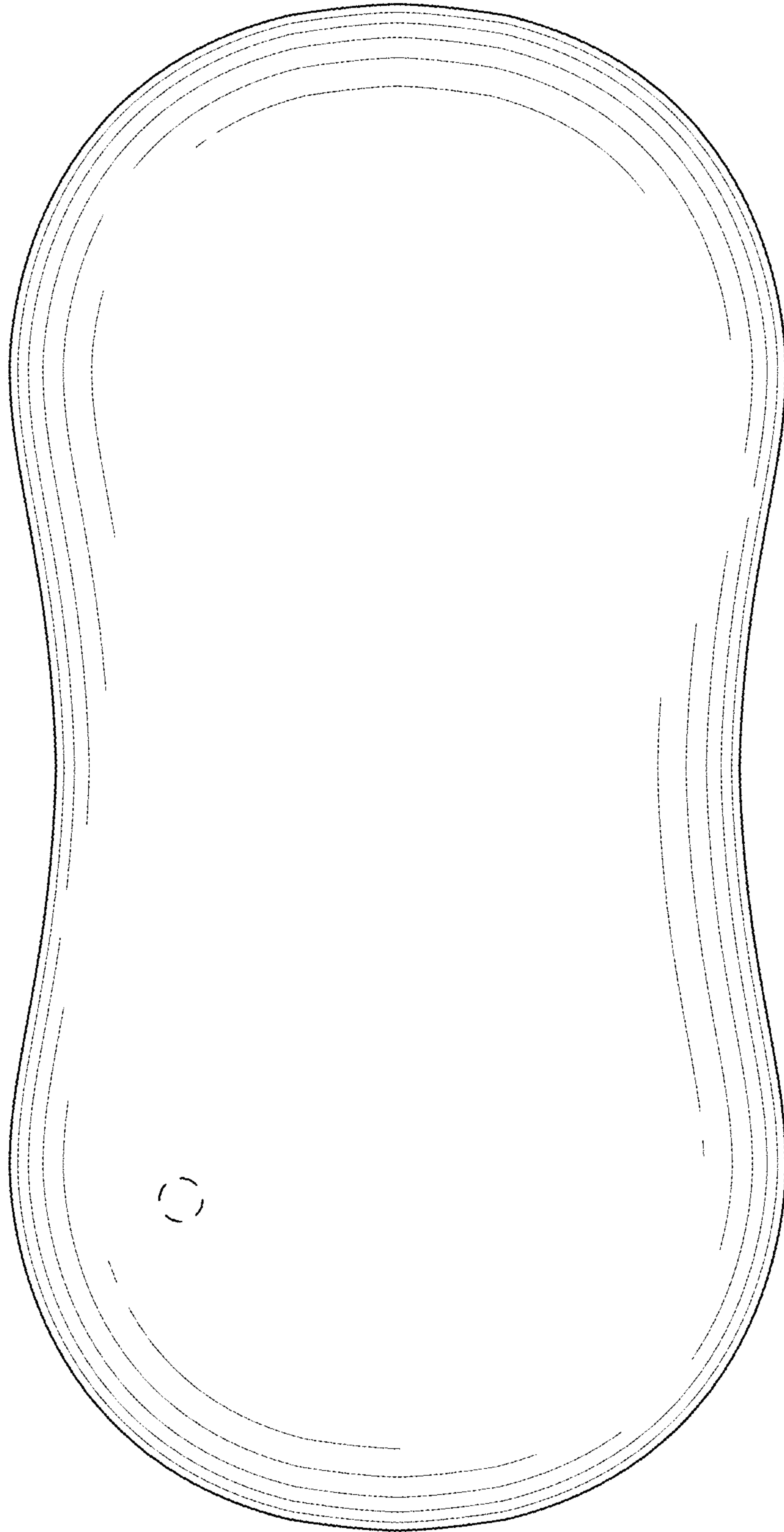


FIG. 7