



US00D949389S

(12) **United States Design Patent** (10) **Patent No.:** **US D949,389 S**
Ying (45) **Date of Patent:** **** Apr. 19, 2022**

(54) **DEEP TISSUE MASSAGER**
(71) Applicant: **Jiejia Ying**, Zhejiang (CN)
(72) Inventor: **Jiejia Ying**, Zhejiang (CN)
(**) Term: **15 Years**
(21) Appl. No.: **29/728,497**
(22) Filed: **Mar. 19, 2020**

(30) **Foreign Application Priority Data**

Nov. 15, 2019 (CN) 201930631506.6

(51) **LOC (13) Cl.** **28-03**

(52) **U.S. Cl.**
USPC **D24/215**

(58) **Field of Classification Search**
USPC D24/200, 211, 212, 213, 214, 215;
D8/14.1; D28/13
CPC A61H 15/0085; A61H 23/0263; A61H
1/008; A61H 15/00; A61H 1/006; A61H
2201/1635; A61H 15/02
See application file for complete search history.

(56) **References Cited**

U.S. PATENT DOCUMENTS

D616,558 S * 5/2010 Tsai D24/200
D808,076 S * 1/2018 Gabriele D28/44.1
D844,896 S * 4/2019 Levi D28/44.1
D847,362 S * 4/2019 Tang D24/215
D847,364 S * 4/2019 Lee D24/215
10,314,762 B1 * 6/2019 Marton A61H 23/006
D855,822 S * 8/2019 Marton D24/215
D863,571 S * 10/2019 Yang D24/200
D866,790 S * 11/2019 Lee D24/215
D872,869 S * 1/2020 Lu D24/215
D873,432 S * 1/2020 Duan D24/214
D874,015 S * 1/2020 Marton D24/215
D875,961 S * 2/2020 Li D24/211
D877,351 S * 3/2020 Wersland D24/215

D879,985 S * 3/2020 Wersland D24/214
D879,986 S * 3/2020 Wersland D24/214
D880,714 S * 4/2020 Wersland D24/215
D880,715 S * 4/2020 Wersland D24/215
D880,716 S * 4/2020 Wersland D24/215
D884,205 S * 5/2020 Zhuang D24/215
D884,207 S * 5/2020 Ma D24/215
D884,915 S * 5/2020 Wersland D24/215
D885,601 S * 5/2020 Wersland D24/215
D886,317 S * 6/2020 Marton D24/215
D887,573 S * 6/2020 Wersland D24/215
10,714,953 B1 * 7/2020 Solana H02J 7/0044
D893,738 S * 8/2020 Zhuang D24/215

(Continued)

Primary Examiner — Michael A Maharajh

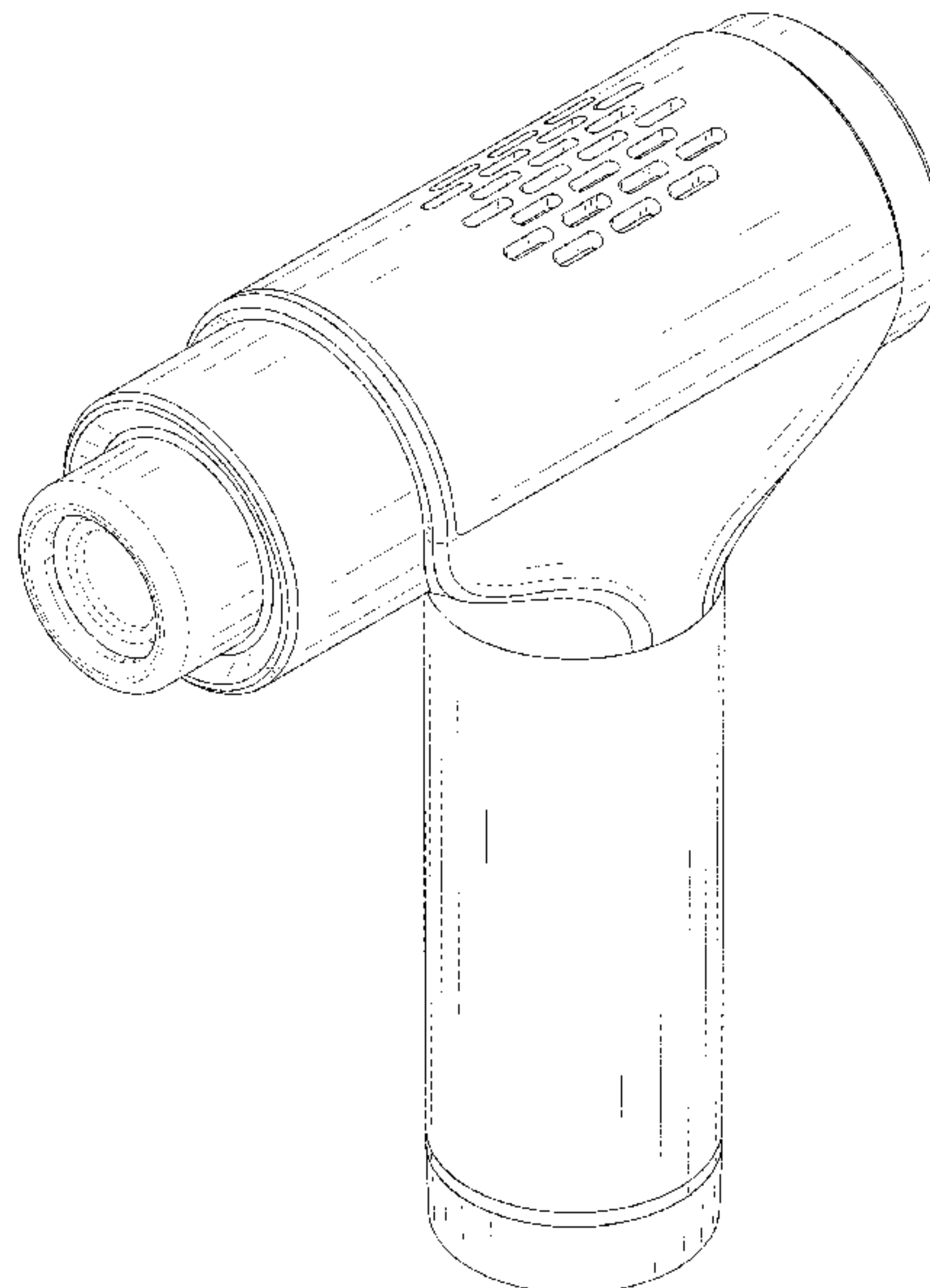
(57) **CLAIM**

The ornamental design for a deep tissue massager, as shown and described.

DESCRIPTION

FIG. 1 is a top, front and left side perspective view of a deep tissue massager showing my new design;
FIG. 2 is a bottom, rear and right side perspective view thereof;
FIG. 3 is a front elevational view thereof;
FIG. 4 is a rear elevational view thereof;
FIG. 5 is a left side view thereof;
FIG. 6 is a right side view thereof;
FIG. 7 is a top plan view thereof;
FIG. 8 is a bottom plan view thereof; and,
FIG. 9 is a top, front and left side perspective view showing the deep tissue massager in a use state.
The broken lines in FIGS. 1-5 and 8 illustrate the portions of the deep tissue massager which form no part of the claimed design.
The attachment shown in broken lines in FIG. 9 is for the purpose of illustrating environmental structure, which form no part of the claimed design.

1 Claim, 9 Drawing Sheets



(56)

References Cited

U.S. PATENT DOCUMENTS

D895,132 S * 9/2020 Hu D24/215
 D895,133 S * 9/2020 Xu D24/215
 D895,135 S * 9/2020 Xu D24/215
 D895,829 S * 9/2020 Hu D24/215
 D895,831 S * 9/2020 Chen D24/215
 D896,396 S * 9/2020 Wersland D24/215
 D898,209 S * 10/2020 Xu D24/214
 D898,933 S * 10/2020 Xu D24/215
 D899,620 S * 10/2020 Huang D24/215
 D900,329 S * 10/2020 Xu D24/215
 D905,863 S * 12/2020 Lin D24/215
 D906,533 S * 12/2020 Xu D24/215
 D907,229 S * 1/2021 Zhang D24/215
 D907,230 S * 1/2021 Zhang D24/215
 D908,908 S * 1/2021 Xu D24/215
 D910,194 S * 2/2021 Radtke D24/215
 D911,535 S * 2/2021 Yu D24/200
 D912,267 S * 3/2021 Tang D24/215
 D912,268 S * 3/2021 Xiang D24/215
 D912,835 S * 3/2021 Ren D24/200
 D913,516 S * 3/2021 Zhang D24/215
 D913,517 S * 3/2021 Yu D24/215
 D914,966 S * 3/2021 Kim D28/13
 10,940,081 B2 * 3/2021 Nazarian H02K 11/0094
 10,959,911 B2 * 3/2021 Wersland A61H 1/00
 D916,307 S * 4/2021 Xiong D24/215
 D917,060 S * 4/2021 Hu D24/215
 D918,408 S * 5/2021 Huang D24/215
 10,993,874 B1 * 5/2021 Marton A61H 23/02
 D921,215 S * 6/2021 Xu D24/215
 D921,914 S * 6/2021 Wersland D24/214
 D921,916 S * 6/2021 Xu D24/215

D921,917 S * 6/2021 Xu D24/215
 D923,187 S * 6/2021 Ma D24/211
 D923,188 S * 6/2021 Xu D24/211
 D923,190 S * 6/2021 Xu D24/214
 D923,194 S * 6/2021 Xu D24/215
 D924,422 S * 7/2021 Huang D24/215
 D924,425 S * 7/2021 Grbic D24/215
 D925,751 S * 7/2021 Wu D24/211
 D925,755 S * 7/2021 Zheng D24/215
 D925,756 S * 7/2021 Xu D24/215
 D925,758 S * 7/2021 Xu D24/215
 D926,333 S * 7/2021 Zhang D24/215
 D926,335 S * 7/2021 Zhang D24/215
 D926,338 S * 7/2021 Xu D24/215
 D927,714 S * 8/2021 Li D24/215
 D927,715 S * 8/2021 Li D24/215
 2015/0282878 A1 * 10/2015 Kindermann A61B 18/18
 606/9
 2016/0338899 A1 * 11/2016 Howson A61H 7/001
 2016/0367425 A1 * 12/2016 Wersland A61H 1/008
 2017/0079865 A1 * 3/2017 Kao A61H 1/008
 2017/0304145 A1 * 10/2017 Pepe A61H 23/006
 2018/0200141 A1 * 7/2018 Wersland A61H 15/0085
 2019/0254921 A1 * 8/2019 Marton A61H 23/006
 2020/0069510 A1 * 3/2020 Wersland A61H 23/006
 2020/0085675 A1 * 3/2020 Lee A61H 15/0085
 2020/0214930 A1 * 7/2020 Wersland A61H 1/00
 2020/0261306 A1 * 8/2020 Pepe A61H 23/0254
 2020/0261307 A1 * 8/2020 Wersland A61H 23/006
 2020/0268594 A1 * 8/2020 Pepe A61H 15/02
 2020/0390644 A1 * 12/2020 Yang A61H 15/00
 2020/0405574 A1 * 12/2020 Wersland A61H 1/008
 2021/0022955 A1 * 1/2021 Wersland A61H 1/006
 2021/0059898 A1 * 3/2021 Wersland A61H 15/00
 2021/0113427 A1 * 4/2021 Liu A61H 23/0254

* cited by examiner

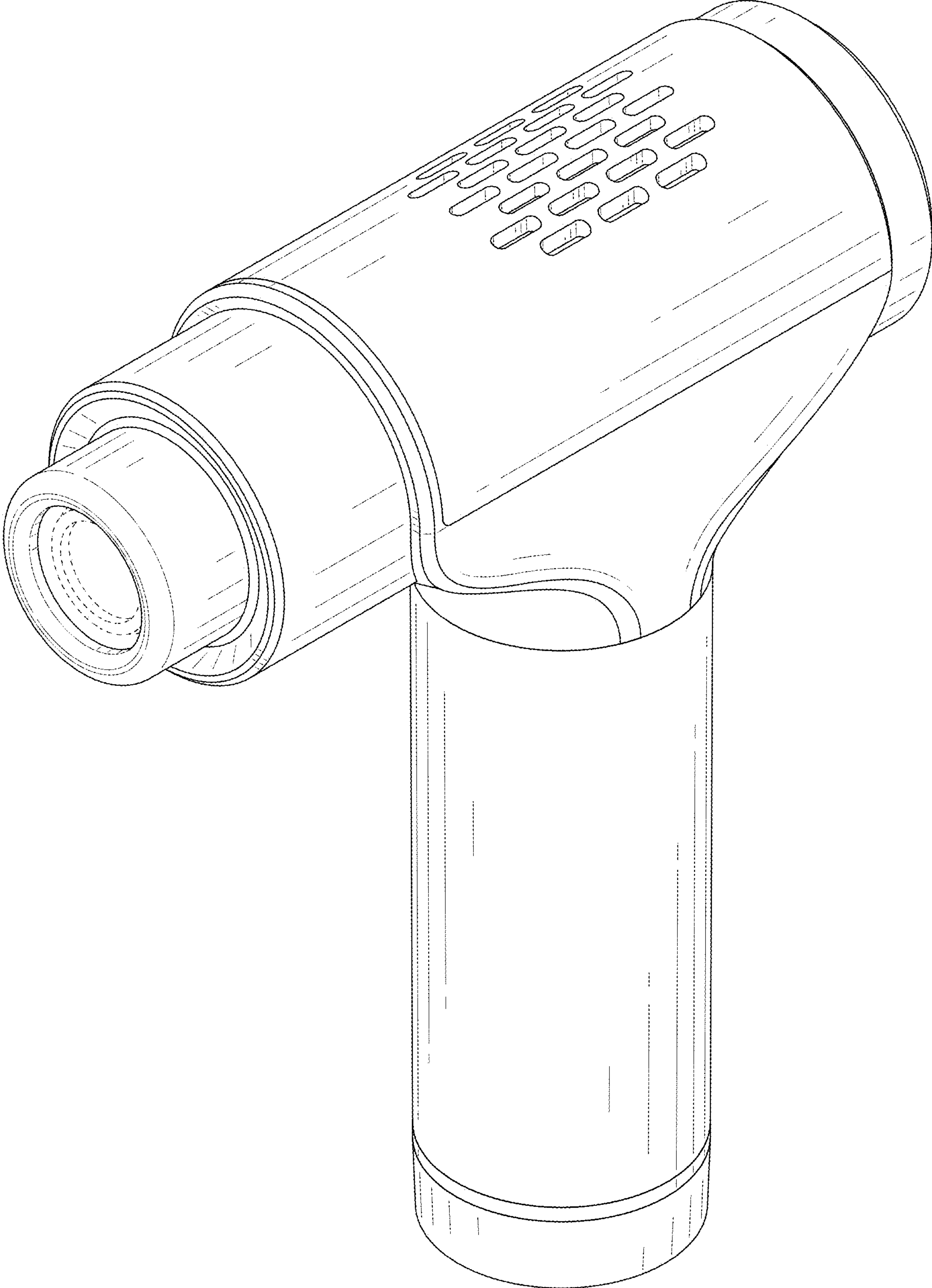


FIG. 1

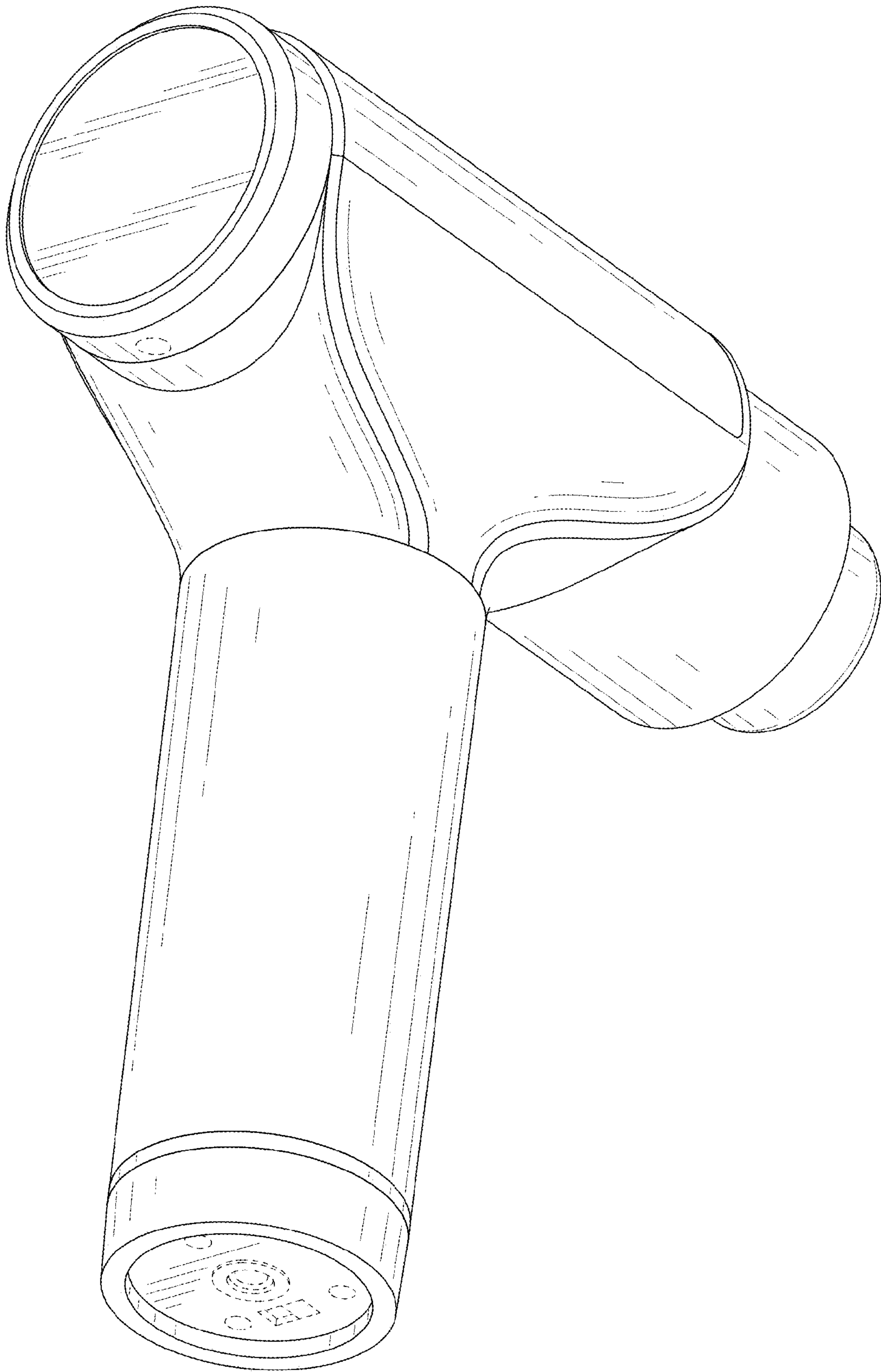


FIG. 2

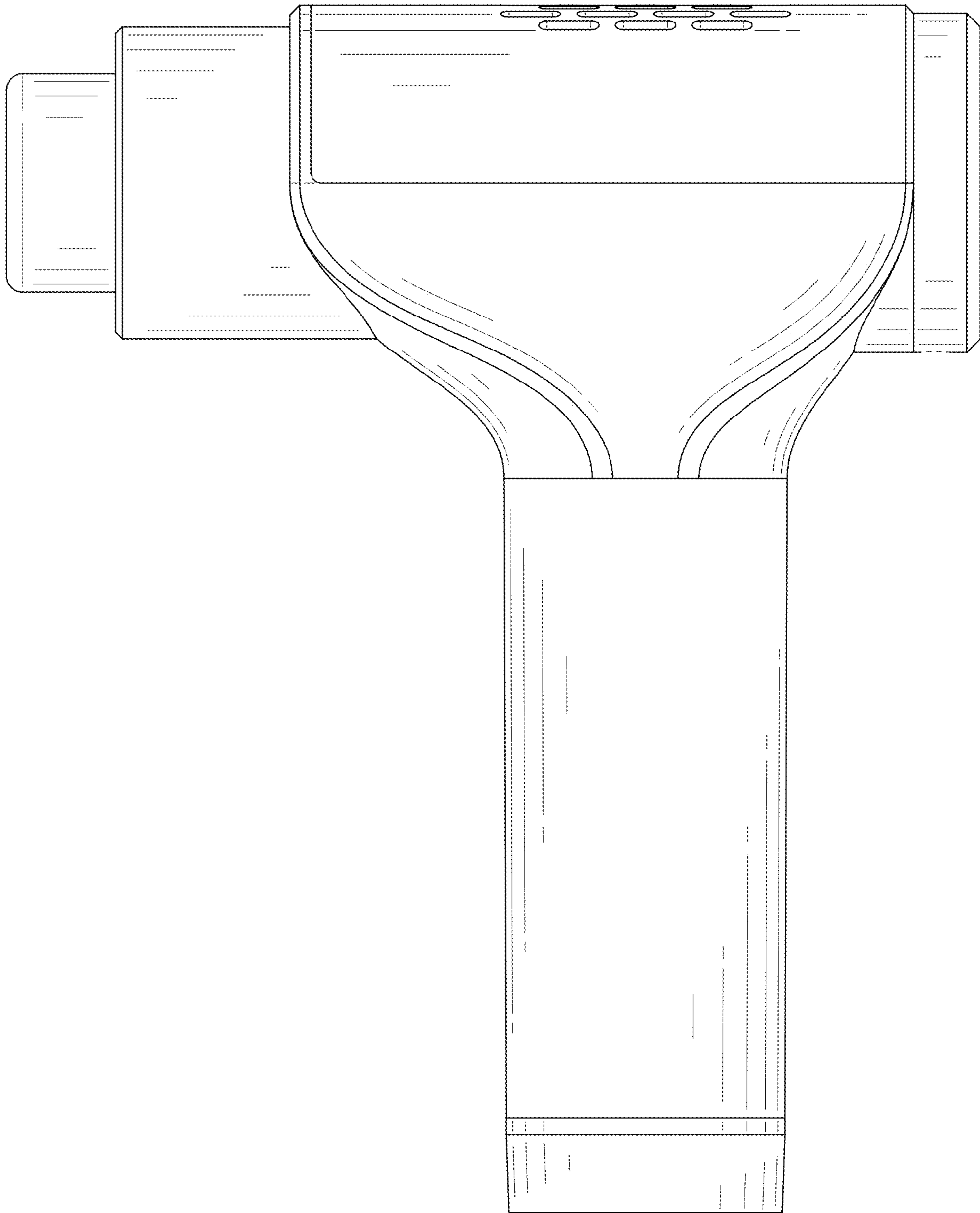


FIG. 3

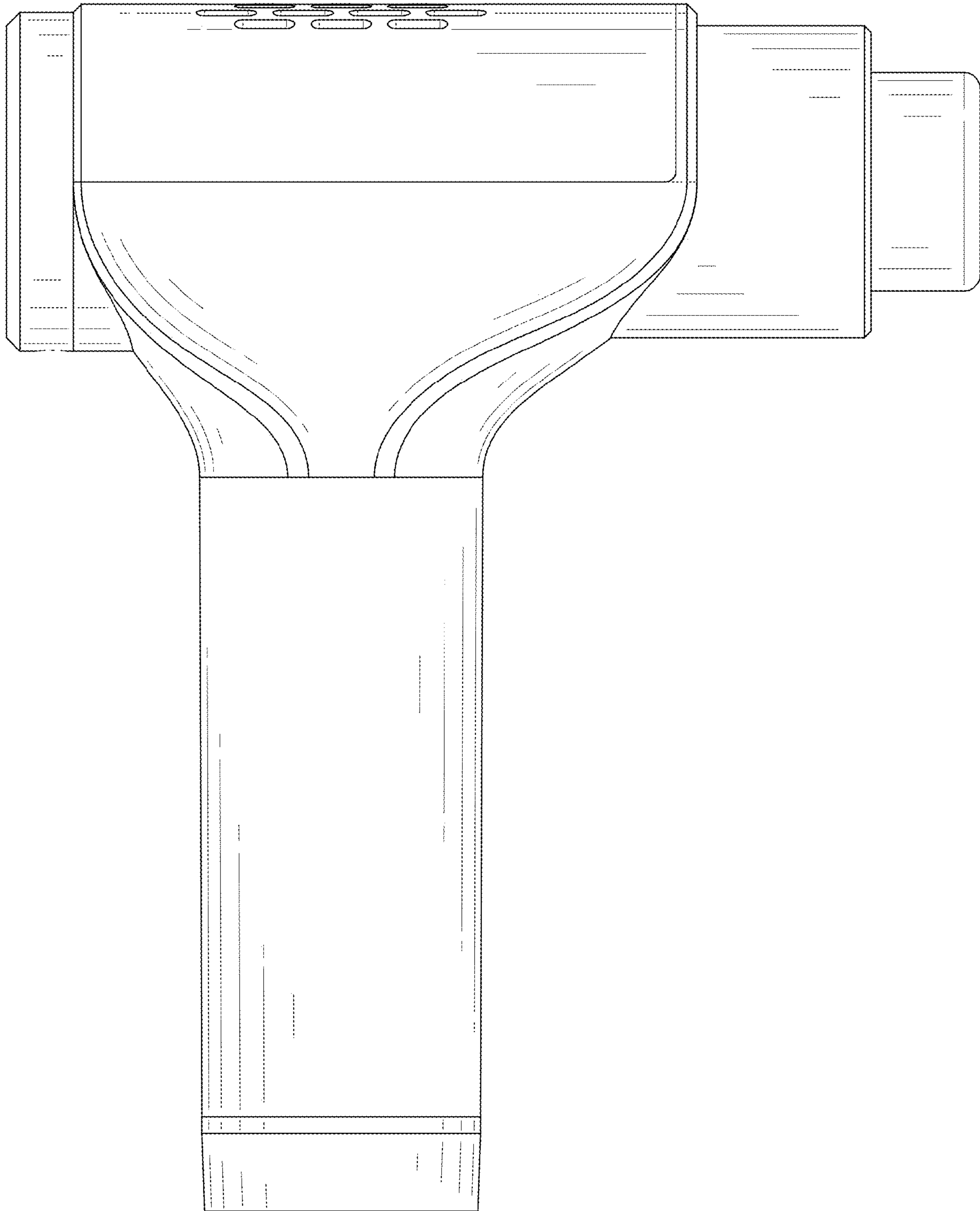


FIG. 4

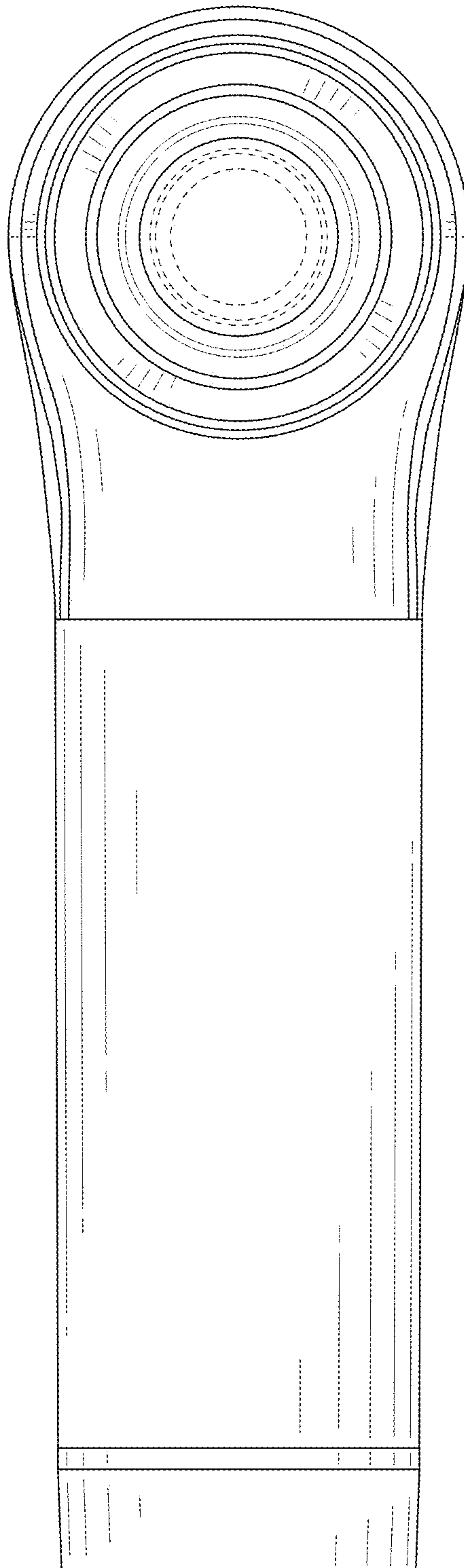


FIG. 5

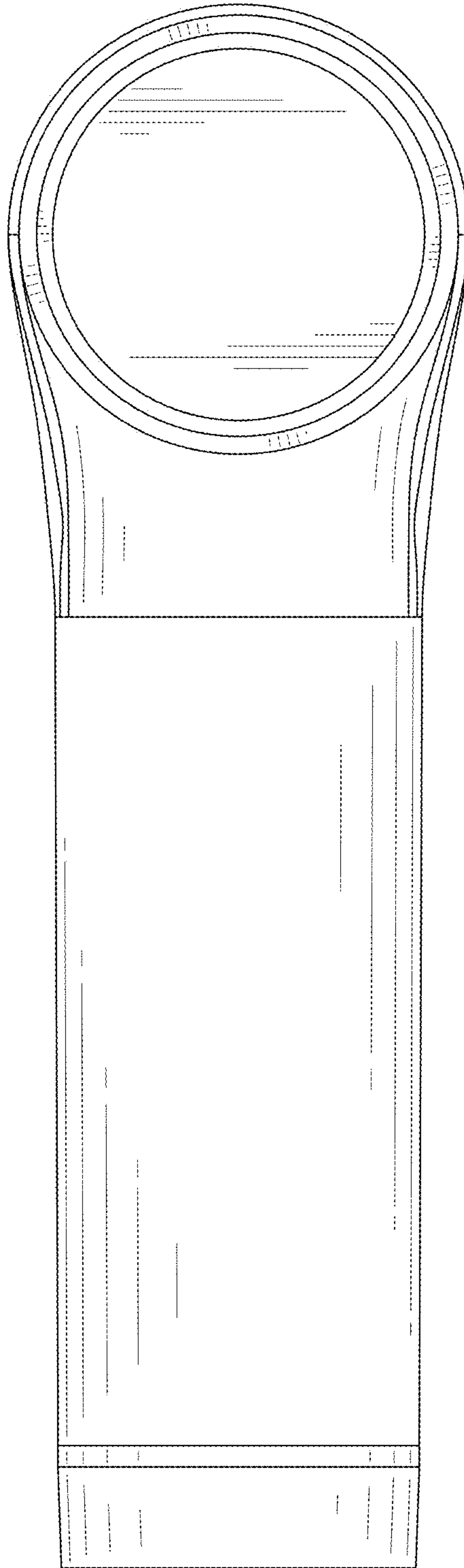


FIG. 6

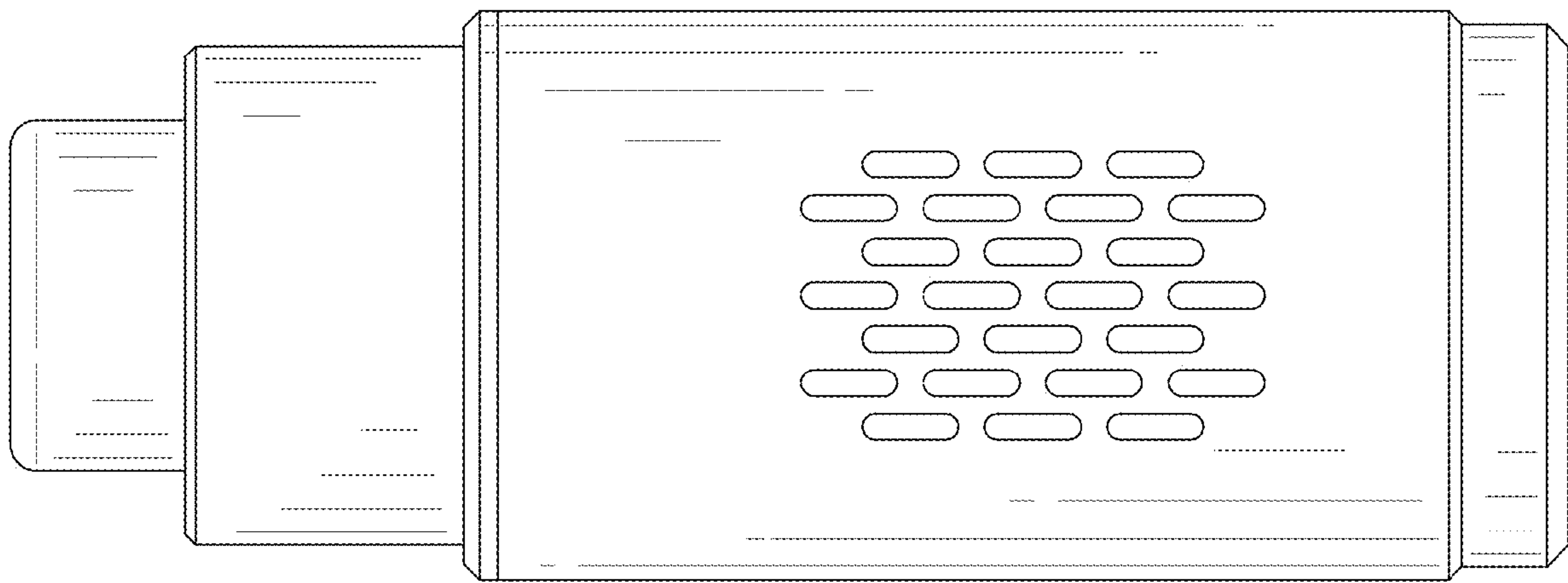


FIG. 7

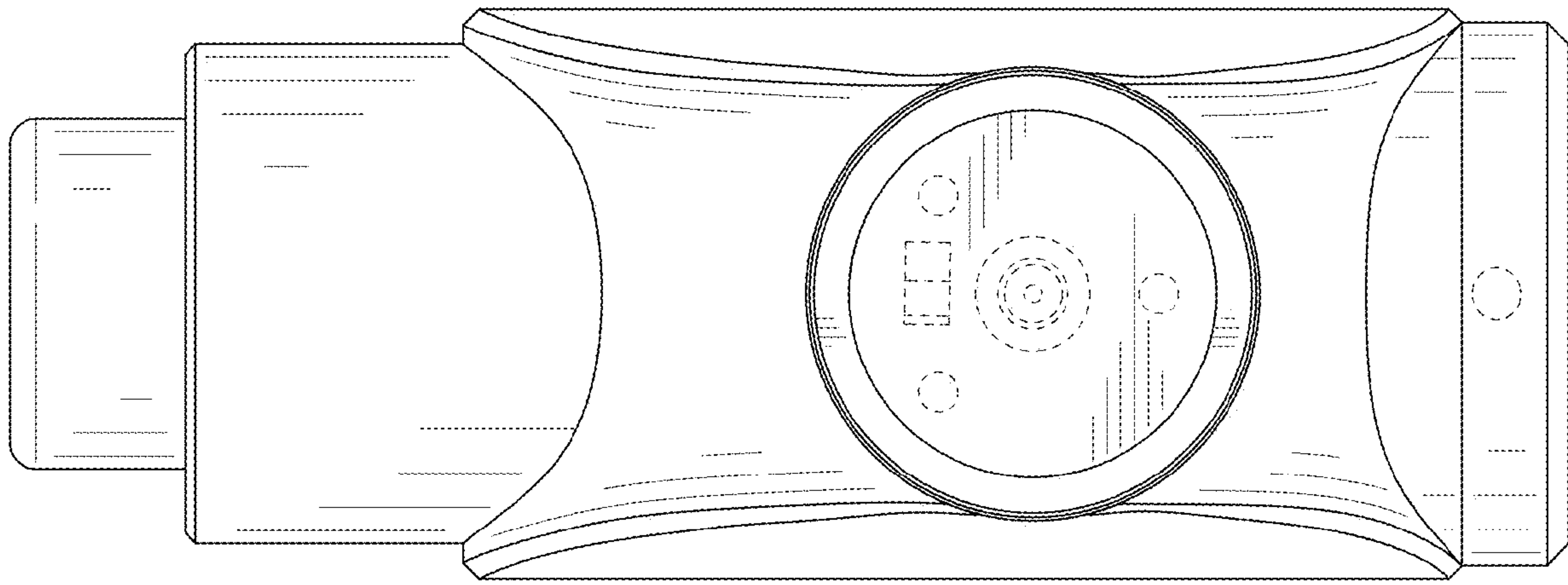


FIG. 8

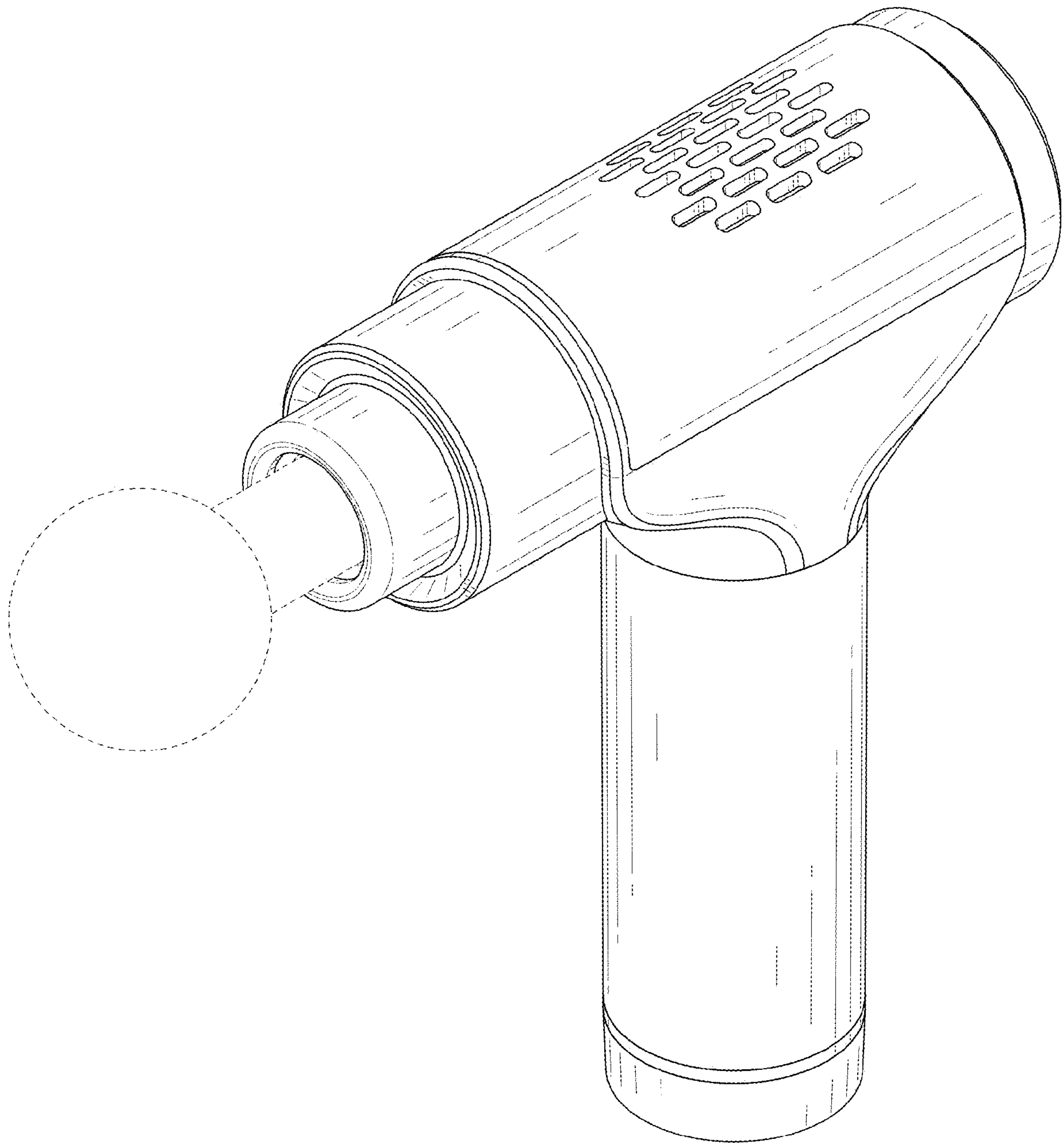


FIG. 9