



US00D949376S

(12) **United States Design Patent** (10) **Patent No.:** **US D949,376 S**
Dori (45) **Date of Patent:** **** Apr. 19, 2022**

(54) **MANUAL BODY MASSAGER**
(71) Applicant: **Yonatan Dori**, Ramat-Hasharon (IL)
(72) Inventor: **Yonatan Dori**, Ramat-Hasharon (IL)
(**) Term: **15 Years**
(21) Appl. No.: **29/693,144**
(22) Filed: **May 31, 2019**
(51) **LOC (13) Cl.** **28-03**
(52) **U.S. Cl.**
USPC **D24/215**
(58) **Field of Classification Search**
USPC D24/200, 211, 212, 213, 214, 215
CPC A61H 2201/1692; A61H 2205/04; A61H
39/02; A61H 7/007
See application file for complete search history.

D820,424 S * 6/2018 Li D23/366
D820,426 S * 6/2018 Li D23/366
D820,965 S * 6/2018 Li D23/366
D822,819 S * 7/2018 Li D23/366
D858,733 S * 9/2019 Li D23/366
D860,469 S * 9/2019 Wattu D24/211
D861,260 S * 9/2019 Cunniff D30/199
D861,901 S * 10/2019 Matsushita D24/200
D861,902 S * 10/2019 Matsushita D24/200
D863,781 S * 10/2019 Matsushita D4/129
D865,985 S * 11/2019 Matsushita D24/211

(Continued)

OTHER PUBLICATIONS

www.orbit.com. "Beauty and Barron Medicare", Jun. 4, 2013. Korean Design Application 3020130029062. Shown on p. 1. (Year: 2013).*

(Continued)

Primary Examiner — Michael A Maharajh
(74) *Attorney, Agent, or Firm* — Emanus, LLC; Willie Jacques

(56) **References Cited**

U.S. PATENT DOCUMENTS

D224,946 S * 10/1972 De Ramel D24/211
D262,908 S 2/1982 Pesco
D280,664 S * 9/1985 Ishida D24/211
4,785,800 A * 11/1988 Stilson A61H 15/00
601/121
D400,261 S * 10/1998 Allende D24/215
D438,975 S 3/2001 Chen
D447,809 S * 9/2001 Gladioux, III D24/211
D573,262 S 7/2008 Soucy
D592,305 S * 5/2009 Cho D24/133
D676,140 S 2/2013 Feightner
D696,763 S * 12/2013 Li D23/366
D696,786 S * 12/2013 Bradford D24/215
D707,835 S * 6/2014 Domoto D24/200
D732,182 S 6/2015 Viner et al.
D753,838 S * 4/2016 Matsushita D24/200
D762,309 S * 7/2016 Cohen D24/211
D783,008 S * 4/2017 Kim D14/242
D813,367 S * 3/2018 Situ D23/366
D813,368 S * 3/2018 Zuo D23/366
D813,409 S * 3/2018 Lamb D24/215


(57) **CLAIM**

The ornamental design for a manual body massager, as shown and described.

DESCRIPTION

FIG. 1 is a top isometric view of a manual body massager according to my new design;
FIG. 2 is a front view thereof;
FIG. 3 is a back view thereof;
FIG. 4 is a right side view thereof;
FIG. 5 is a left side view thereof;
FIG. 6 is a top view thereof; and,
FIG. 7 is a bottom view thereof.
The broken line shown in the figures are for the purpose of illustrating portions of the manual body massager, which form no part of the claimed design.

1 Claim, 7 Drawing Sheets



(56)

References Cited

U.S. PATENT DOCUMENTS

D873,030 S * 1/2020 Matsushita D4/127
D875,191 S * 2/2020 Jones D21/662
D887,094 S * 6/2020 Ruan D30/160
D887,403 S * 6/2020 Matsushita D14/307
D896,397 S * 9/2020 Chen D24/215
D902,426 S * 11/2020 Cornaro D24/215
D902,427 S * 11/2020 Okamura D24/215
D903,890 S * 12/2020 Spratt D24/215
D908,234 S * 1/2021 Elosegui Zabalegui D24/215
D908,909 S * 1/2021 Huang D24/215
2004/0230147 A1 11/2004 Fretterd
2009/0221944 A1* 9/2009 Hobson A61H 23/0218
601/135
2014/0221887 A1 1/2014 Wu

OTHER PUBLICATIONS

www.orbit.com. "Skin Massager", Jun. 9, 2013. Chinese Design Application 201330244812. Shown on p. 1. (Year: 2013).*

* cited by examiner




FIG. 1

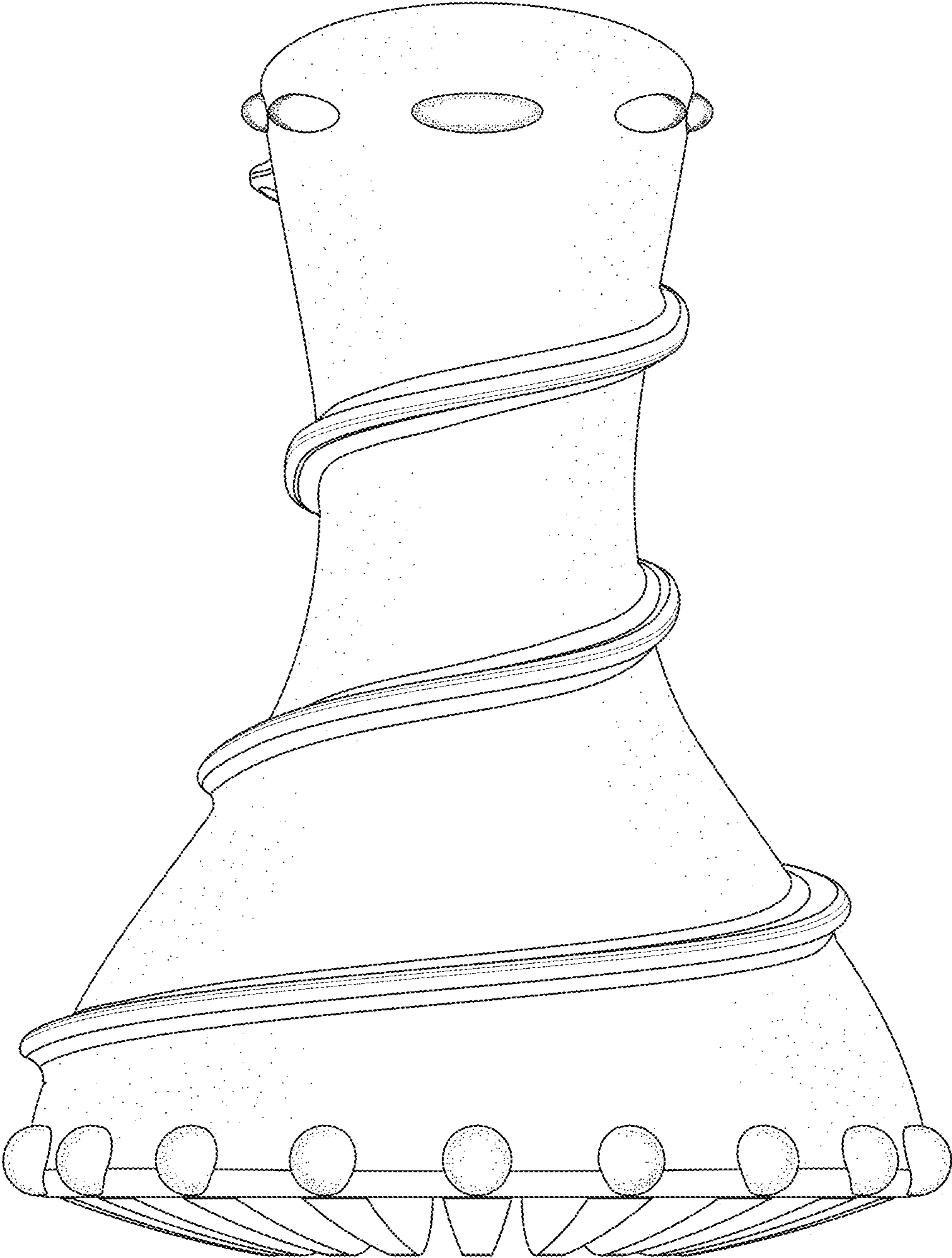


FIG. 2




FIG. 3

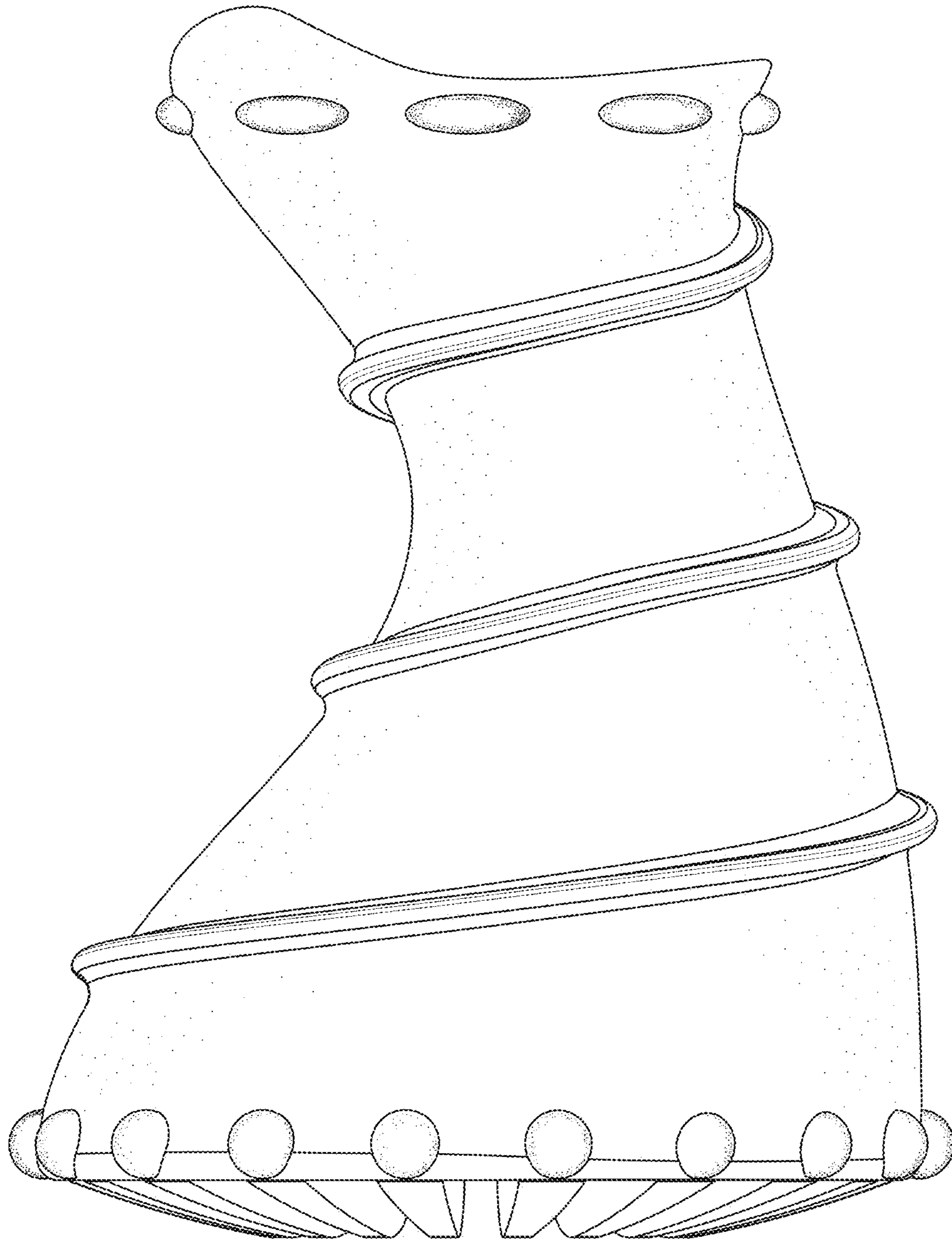


FIG. 4

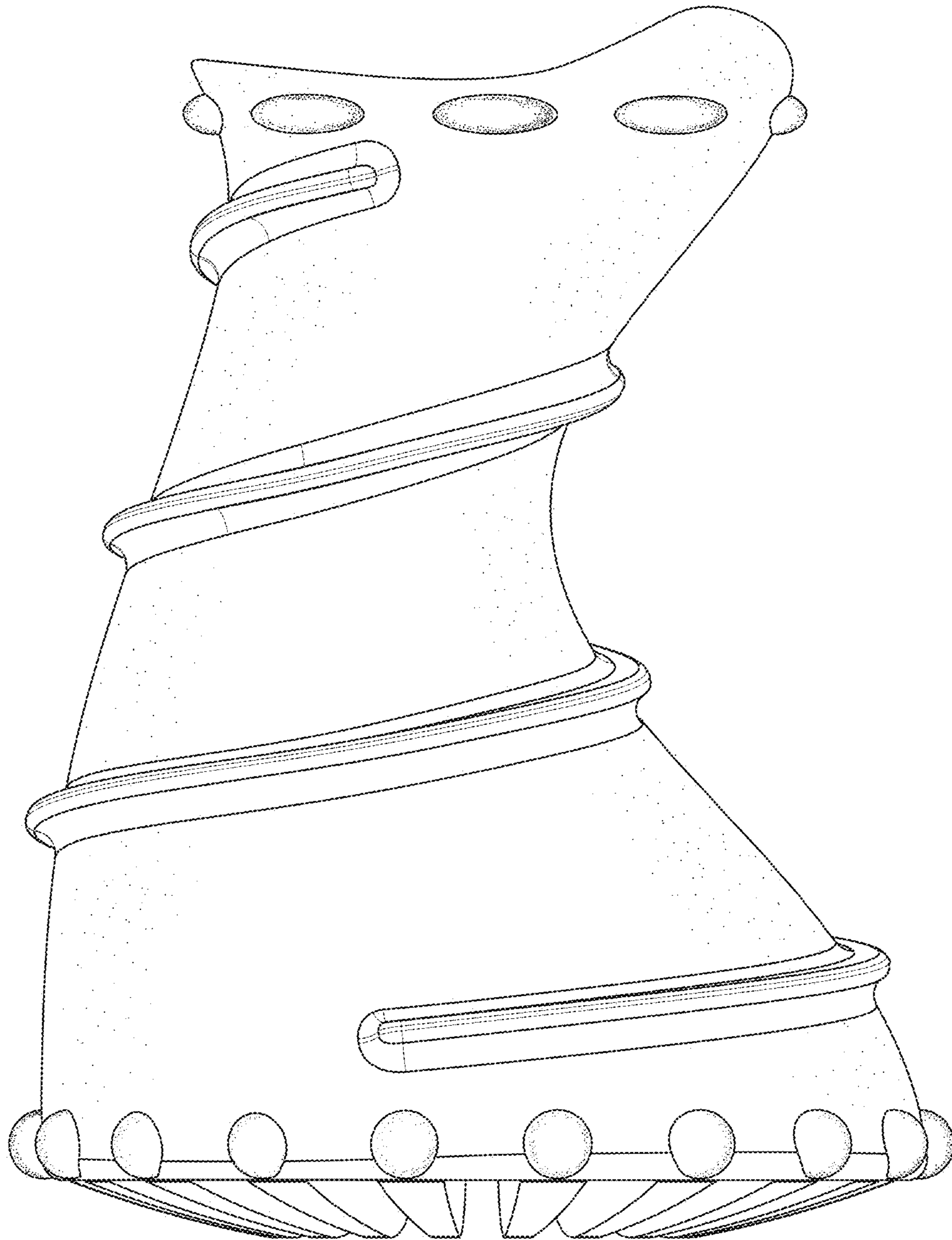


FIG. 5

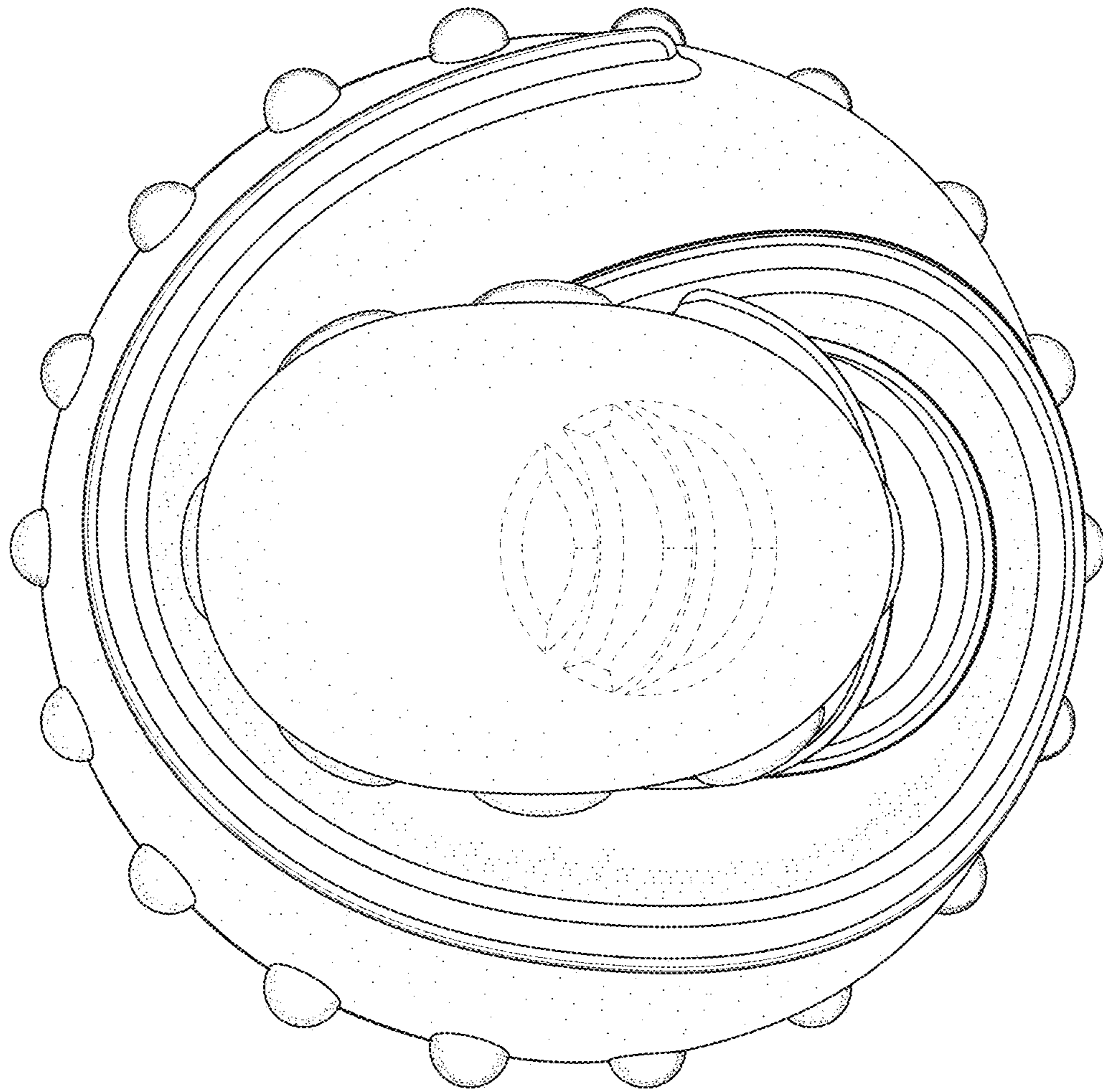


FIG. 6

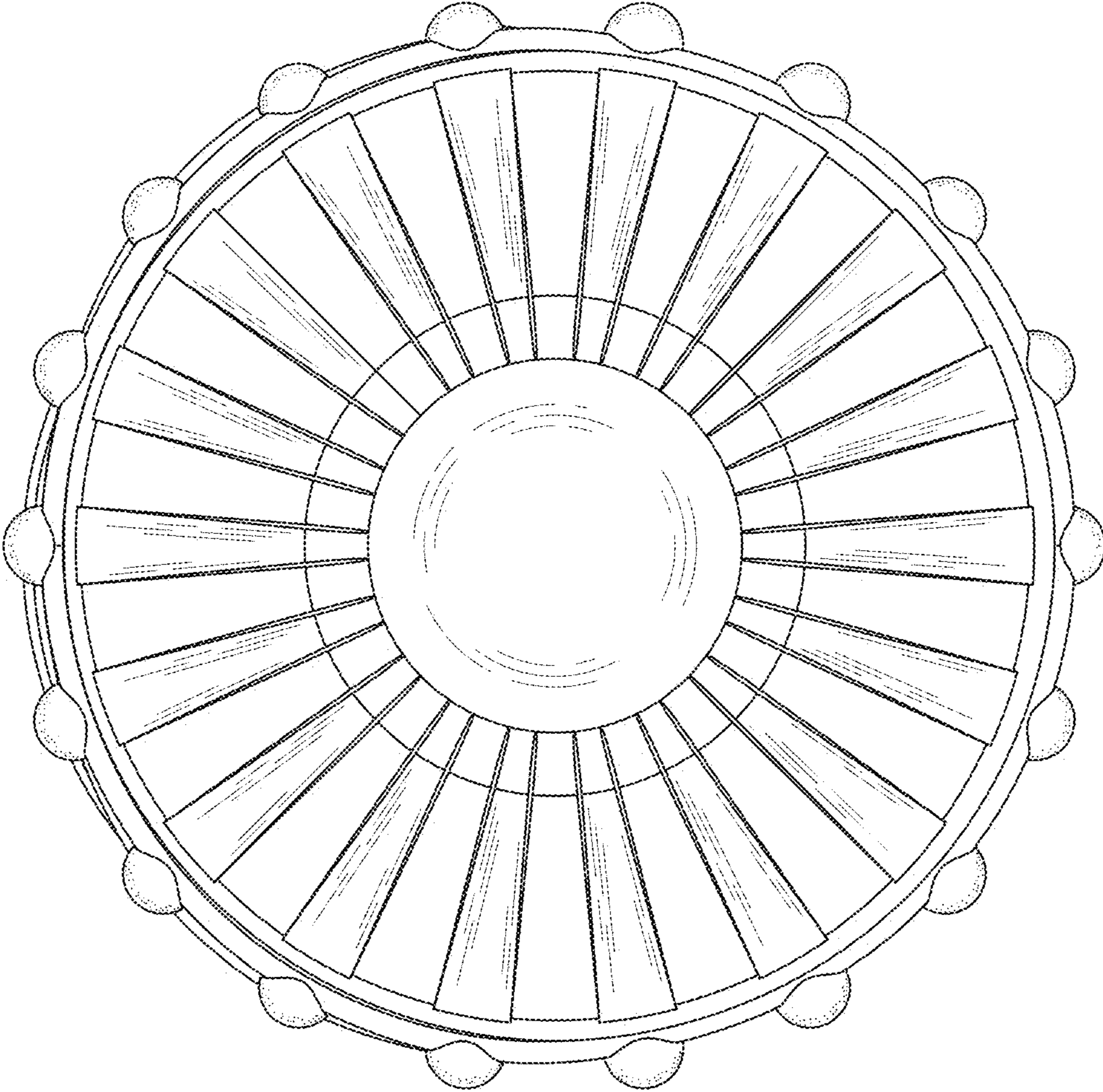


FIG. 7