



US00D949372S

(12) **United States Design Patent** (10) **Patent No.:** **US D949,372 S**
Bridge (45) **Date of Patent:** **** *Apr. 19, 2022**

(54) **FOOT THERAPY DEVICE**
(71) Applicant: **Actegy Health Limited**, Weybridge
Surrey (GB)
(72) Inventor: **Joel Thomas Bridge**, Bracknell (GB)
(*) Notice: This patent is subject to a terminal disclaimer.
(**) Term: **15 Years**
(21) Appl. No.: **29/723,828**
(22) Filed: **Feb. 11, 2020**

D717,381 S * 11/2014 Orenstein D21/671
D724,162 S * 3/2015 James A63B 21/4035
D21/688
D737,385 S * 8/2015 Woniger D21/671
D746,482 S * 12/2015 Ho D24/213
D797,195 S * 9/2017 Stack D21/314
D831,134 S * 10/2018 Hillson D21/686
D843,515 S * 3/2019 Agostini D21/688
D848,623 S * 5/2019 Franche D24/188
D849,856 S * 5/2019 Publicover D21/688
D870,828 S * 12/2019 Dicharry D21/688
D884,094 S * 5/2020 Huneau D21/686
D886,922 S * 6/2020 Hwang D21/689

(Continued)

(30) **Foreign Application Priority Data**
Aug. 11, 2019 (EM) 007209135-0008
(51) **LOC (13) Cl.** **28-03**
(52) **U.S. Cl.**
USPC **D24/213**
(58) **Field of Classification Search**
USPC D21/399, 412, 662, 671, 685, 686, 687,
D21/688, 694, 698, 798; D24/213;
D6/349, 350, 582, 583, 585, 588, 592
CPC A63B 22/16; A63B 26/003; A63B
2208/0204; A63B 69/3673
See application file for complete search history.

(56) **References Cited**
U.S. PATENT DOCUMENTS
D134,341 S * 11/1942 Churchill D21/688
D405,135 S * 2/1999 Scott D21/688
D562,918 S * 2/2008 Tuller D21/662
D568,423 S * 5/2008 Y'shua D21/662
7,591,774 B1 * 9/2009 Tien A63B 22/14
482/146
D601,643 S * 10/2009 Byle D21/662
D627,015 S * 11/2010 Senegal D21/689
D630,336 S * 1/2011 Park D24/213
D660,928 S * 5/2012 Guarrasi D21/686
D701,612 S * 3/2014 Robinson D24/213

OTHER PUBLICATIONS

Amazon, "Revitive Medic", Aug. 3, 2015. https://www.amazon.com/REVITIVE-Circulation-Booster/dp/B00XNFDKRV5/ref=cm_cr_ar_p_d_product_top?ie=UTF8. Shown on p. 1. (Year: 2015).*

Primary Examiner — Michael A Maharajh
(74) *Attorney, Agent, or Firm* — Legends Law Group, PLLC; Stephen H. Bean, Esq.

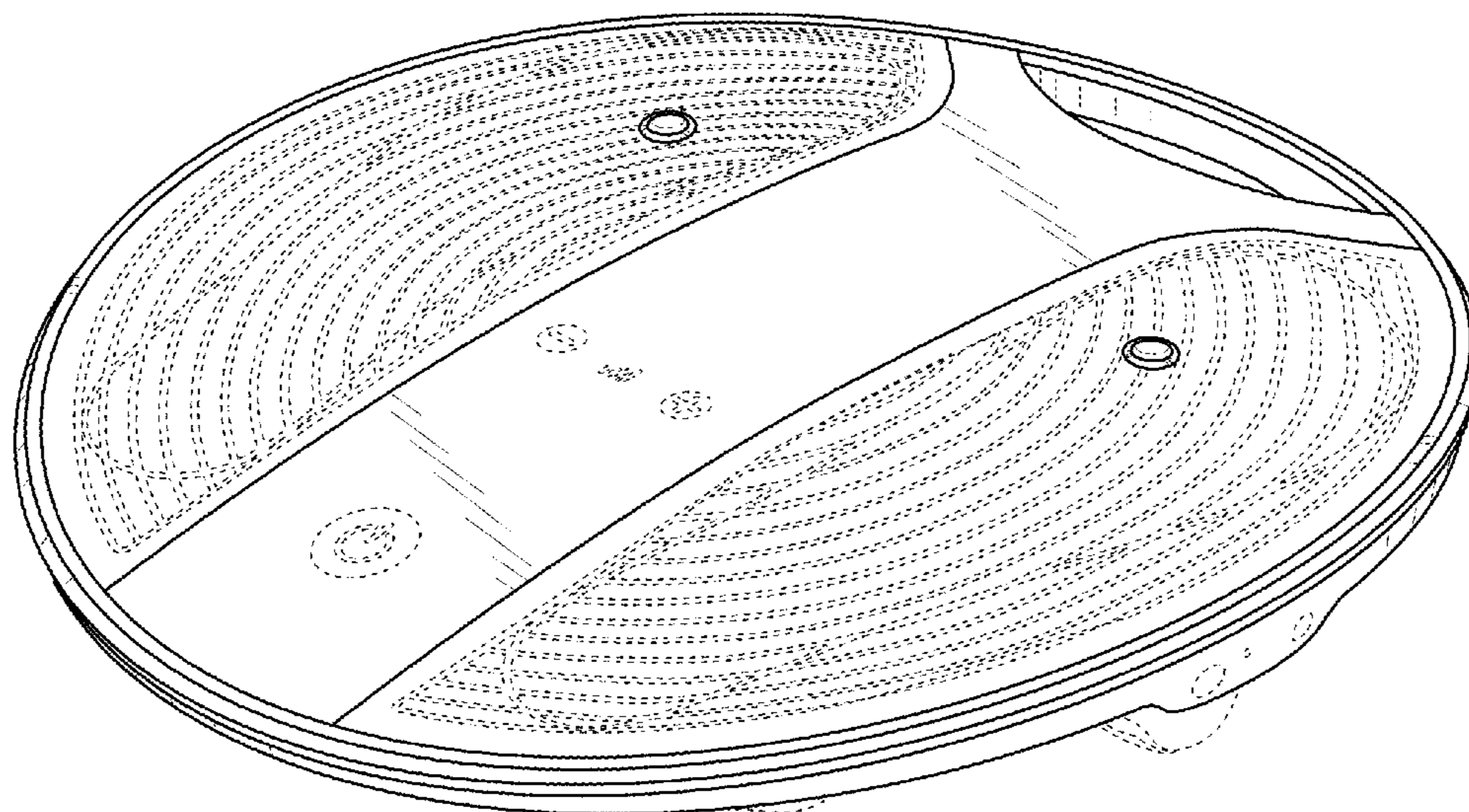
(57) **CLAIM**

I claim the ornamental design for a foot therapy device, as shown and described.

DESCRIPTION

FIG. 1 is a top-left perspective view of the foot therapy device showing my new design;
FIG. 2 is a left side view thereof;
FIG. 3 is a front view thereof;
FIG. 4 is a right side view thereof;
FIG. 5 is a back view thereof;
FIG. 6 is a top view thereof; and,
FIG. 7 is a bottom perspective view thereof.
The broken lines shown in the figures are for the purpose of illustrating portions of the foot therapy device which form part of the claimed design.

1 Claim, 4 Drawing Sheets



(56)

References Cited

U.S. PATENT DOCUMENTS

D894,297 S *	8/2020	Matsushita	D21/662
D898,841 S *	10/2020	Chiu	D21/662
D903,790 S *	12/2020	Matsushita	D21/662
2005/0148450 A1 *	7/2005	Huang	A63B 71/0622 482/147
2008/0064578 A1 *	3/2008	Huang	A63B 26/003 482/146
2013/0331907 A1 *	12/2013	Sumners	A61N 1/36003 607/48

* cited by examiner

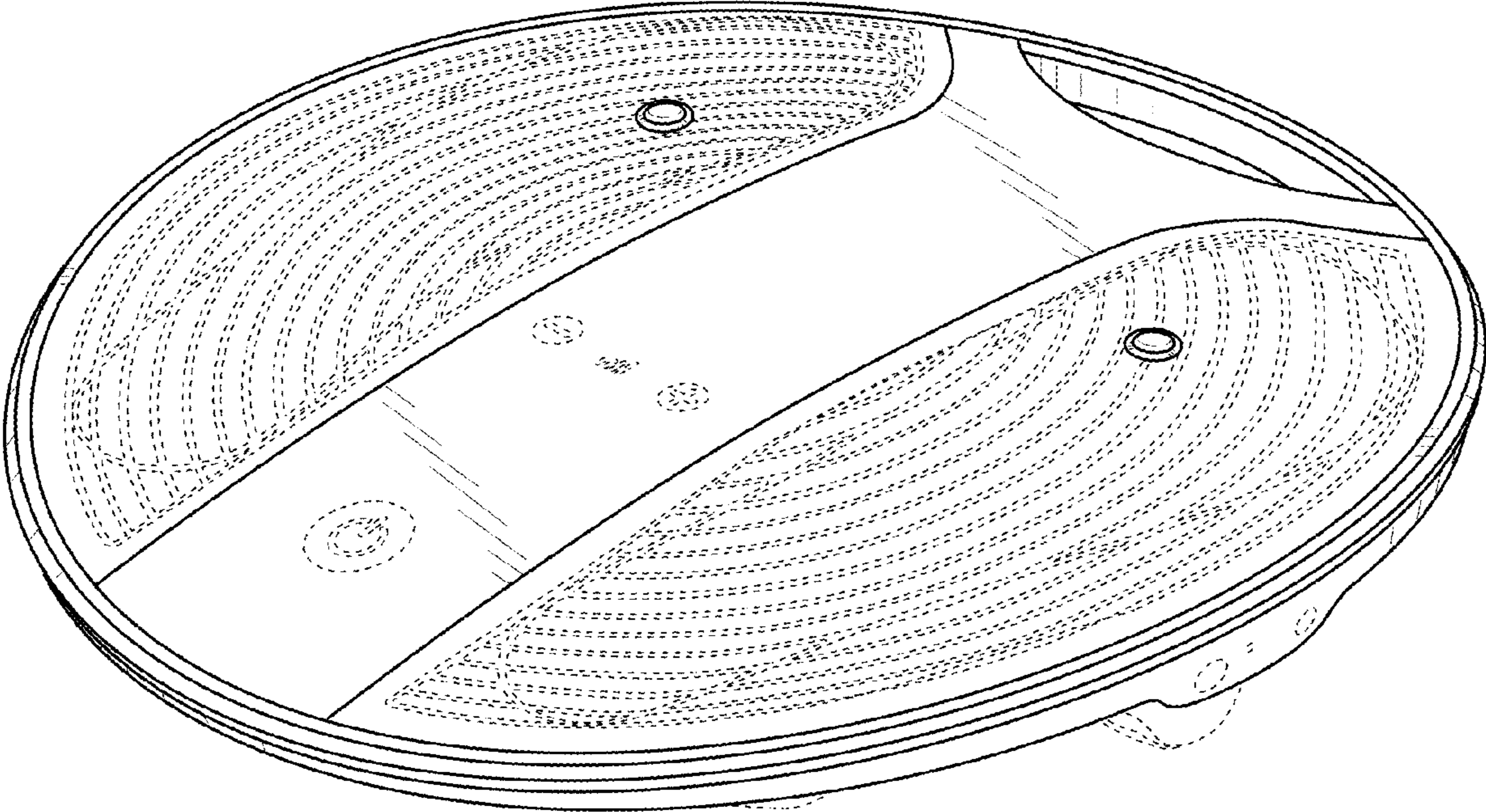


FIG. 1

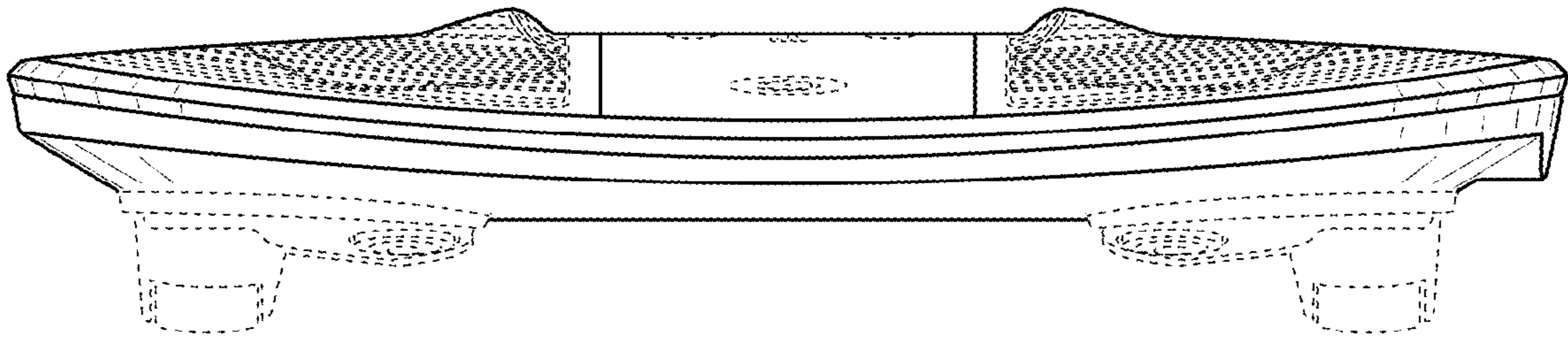


FIG. 2

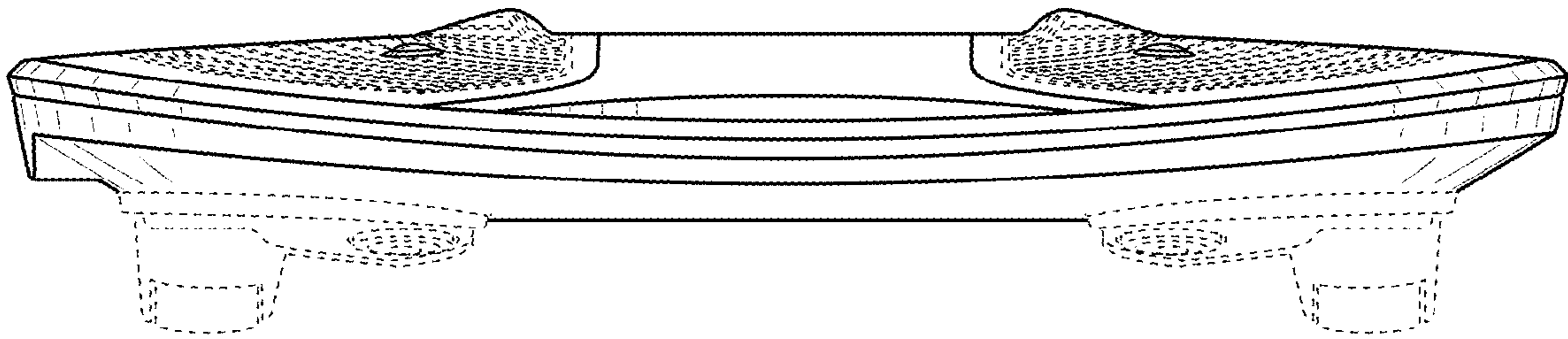


FIG. 3

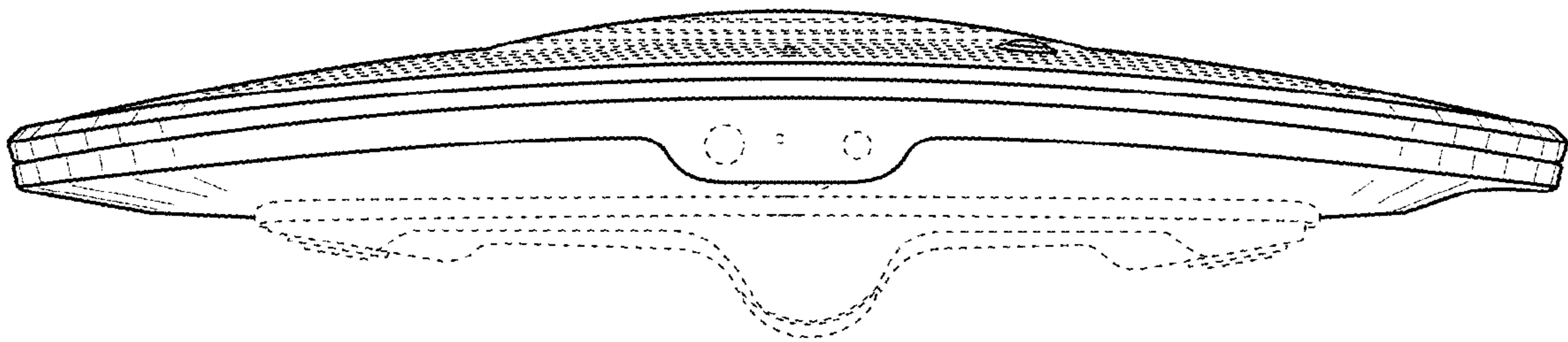


FIG. 4

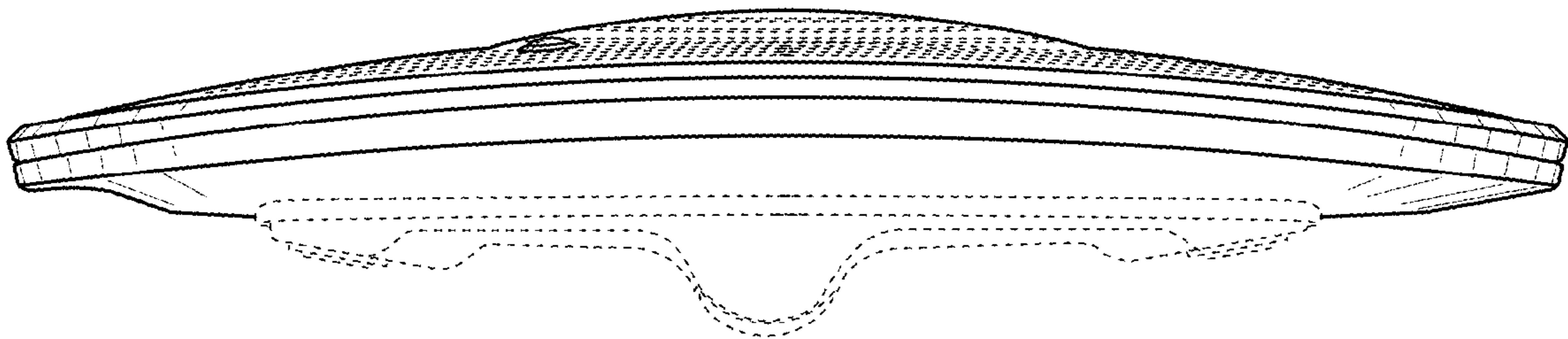


FIG. 5

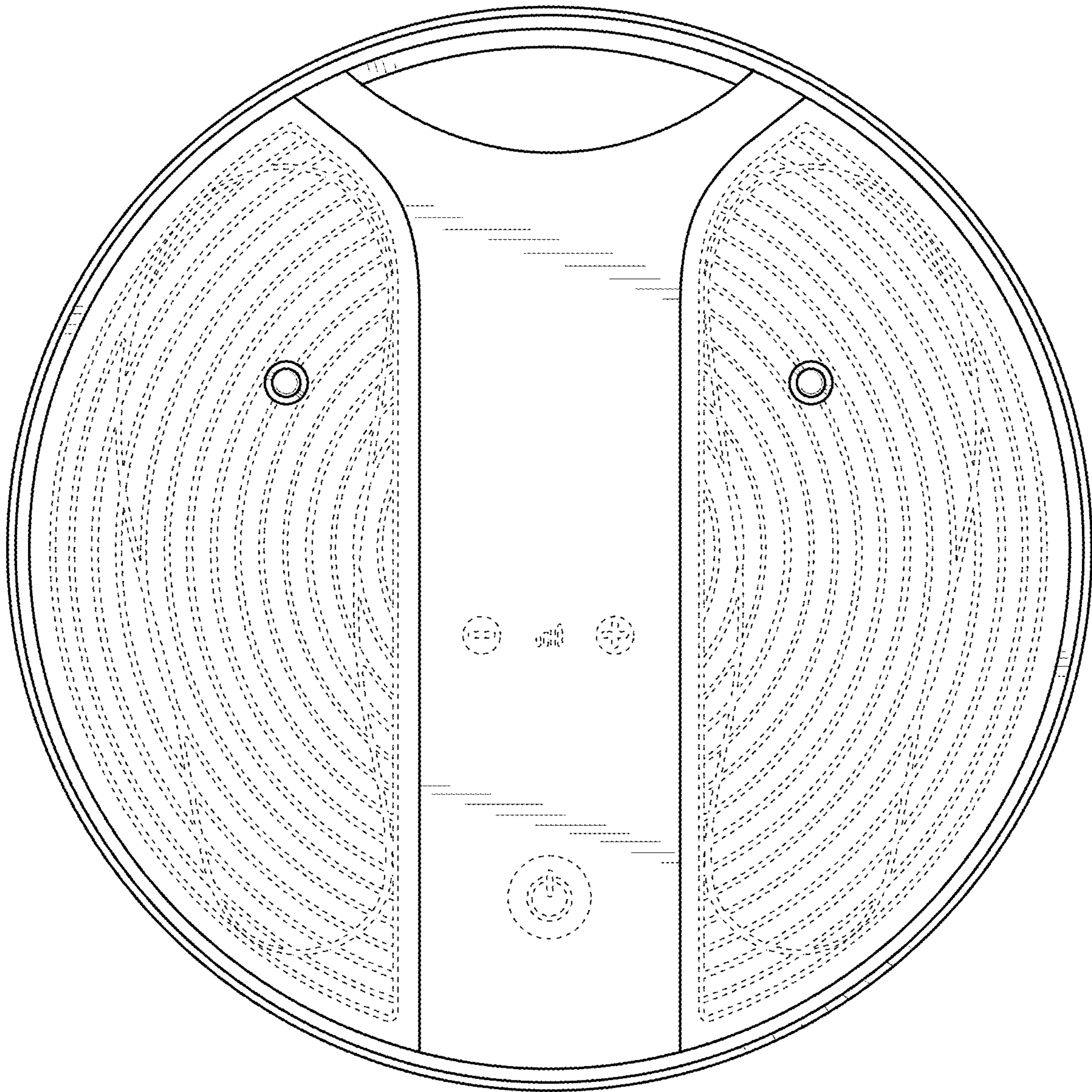


FIG. 6

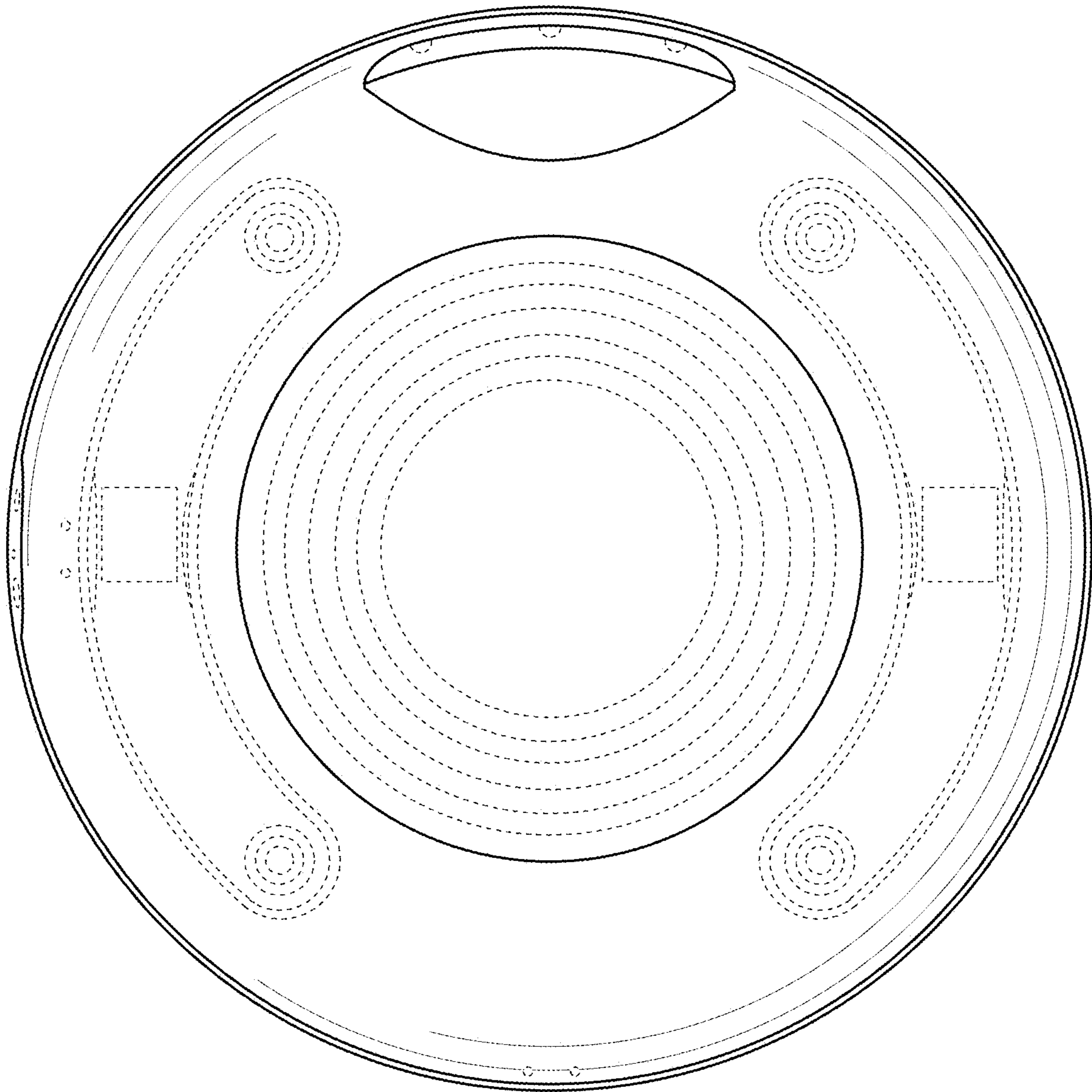


FIG. 7