

US00D949361S

(12) **United States Design Patent**  
**Nip**

(10) **Patent No.:** **US D949,361 S**

(45) **Date of Patent:** **\*\* Apr. 19, 2022**

(54) **MESSAGE APPARATUS**

(71) Applicant: **CONAIR LLC**, Stamford, CT (US)

(72) Inventor: **Siu Fong Nip**, Hong Kong (HK)

(73) Assignee: **Conair LLC**, Stamford, CT (US)

(\*\*) Term: **15 Years**

(21) Appl. No.: **29/713,822**

(22) Filed: **Nov. 19, 2019**

(51) **LOC (13) Cl.** ..... **28-03**

(52) **U.S. Cl.**  
USPC ..... **D24/211**

(58) **Field of Classification Search**  
USPC ..... D24/200, 211, 212, 213, 214, 215  
CPC ..... A61H 15/00; A61H 2015/0014  
See application file for complete search history.

(56) **References Cited**

**U.S. PATENT DOCUMENTS**

6,022,328	A *	2/2000	Hailey	.....	A61H 23/0263 601/46
6,053,881	A	4/2000	Boodramsingh et al.		
6,241,693	B1 *	6/2001	Lambden	.....	A61H 7/001 601/119
D452,572	S *	12/2001	Nakamura	.....	D24/200
D456,909	S *	5/2002	Szabo	.....	D24/214
D491,271	S *	6/2004	Siegfried	.....	D24/211
D556,336	S *	11/2007	Talbot	.....	D24/215
D613,416	S *	4/2010	Schupman	.....	D24/200
D688,380	S *	8/2013	Nelson	.....	D24/211
D793,571	S *	8/2017	Iurchenko	.....	D24/215
9,717,641	B2	8/2017	Ky		
D802,155	S *	11/2017	Cross	.....	D24/211
D802,782	S *	11/2017	Cross	.....	D24/211
D833,634	S *	11/2018	Kramer	.....	D24/211
D855,820	S *	8/2019	Harashima	.....	D24/215
D870,907	S *	12/2019	Cheng	.....	D24/211
D884,204	S *	5/2020	Kramer	.....	D24/211
D891,631	S *	7/2020	Liu	.....	D24/211

2002/0022791	A1	2/2002	Morris et al.		
2003/0009116	A1	1/2003	Luetzgen et al.		
2006/0173389	A1 *	8/2006	Chai	.....	A61H 15/00 601/135
2006/0235343	A1 *	10/2006	Fitzmaurice	.....	A61H 15/0092 601/131
2013/0096472	A1	4/2013	Bertram et al.		

(Continued)

**FOREIGN PATENT DOCUMENTS**

CN 107714421 A 2/2018

**OTHER PUBLICATIONS**

International Search Report dated Feb. 4, 2021 from corresponding International Patent Application No. PCT/US2020/059266, 2 pages.  
(Continued)

*Primary Examiner* — Michael A Maharajh  
(74) *Attorney, Agent, or Firm* — Ohlandt, Greeley, Ruggiero & Perle, L.L.P.

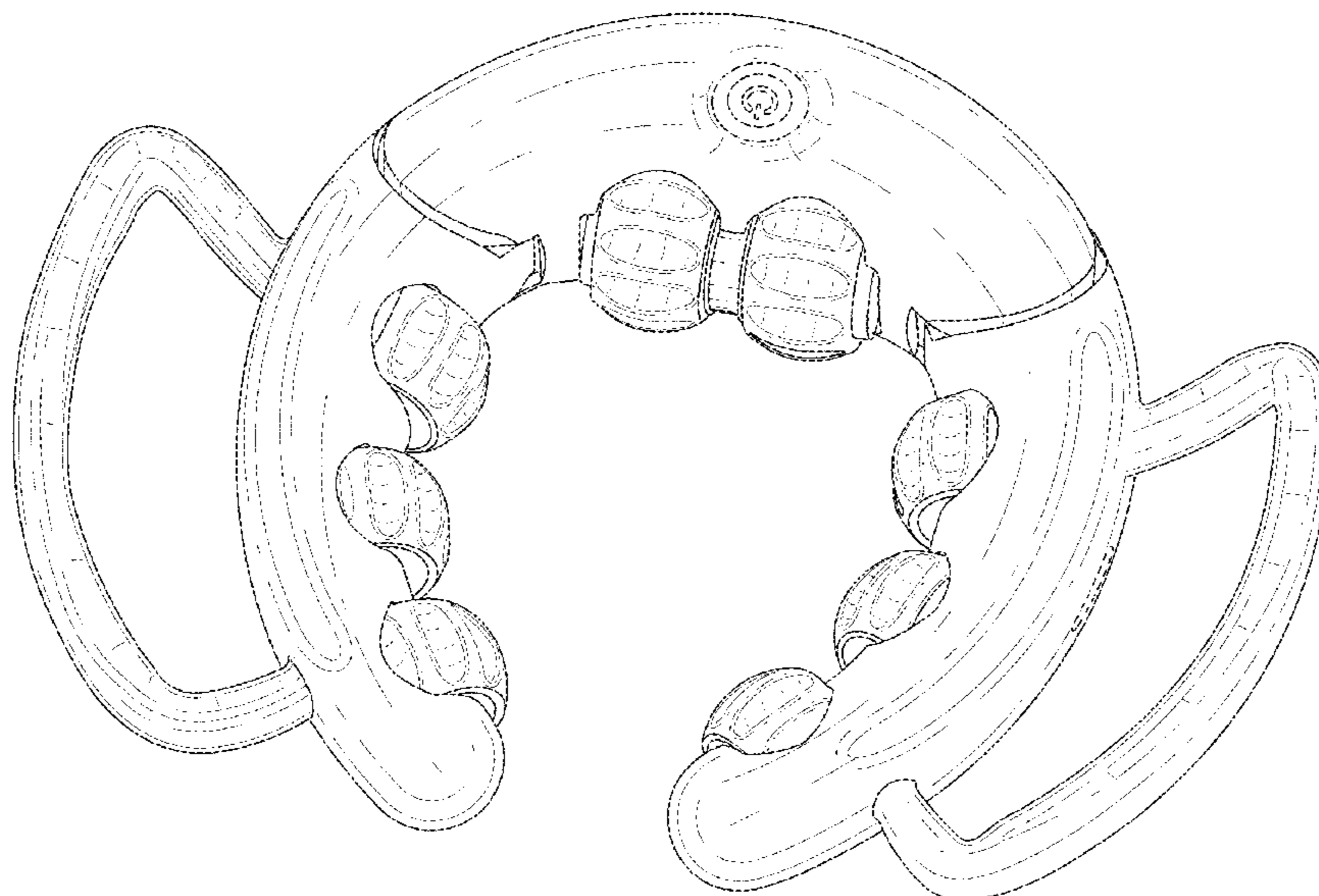
(57) **CLAIM**

The ornamental design for a massage apparatus, as shown and described.

**DESCRIPTION**

FIG. 1 is a perspective view of a massage apparatus according to the present application;  
FIG. 2 is a top view thereof;  
FIG. 3 is a bottom view thereof;  
FIG. 4 is a front view thereof;  
FIG. 5 is a rear view thereof;  
FIG. 6 is a right view thereof; and,  
FIG. 7 is a left view thereof.  
The broken lines shown in the figures are for the purpose of illustrating portions of the massage apparatus, which form no part of the claimed design.

**1 Claim, 5 Drawing Sheets**



(56)

**References Cited**

U.S. PATENT DOCUMENTS

2014/0228722 A1 8/2014 Nelson  
2016/0296415 A1\* 10/2016 Cross ..... A61H 15/0092  
2017/0112710 A1 4/2017 Johnston  
2020/0246214 A1\* 8/2020 Nelson ..... A61H 15/00  
2020/0390642 A1\* 12/2020 Kim ..... A61H 15/0092

OTHER PUBLICATIONS

Written Opinion dated Feb. 4, 2021 from corresponding International Patent Application No. PCT/US2020/059266, 5 pages.

\* cited by examiner

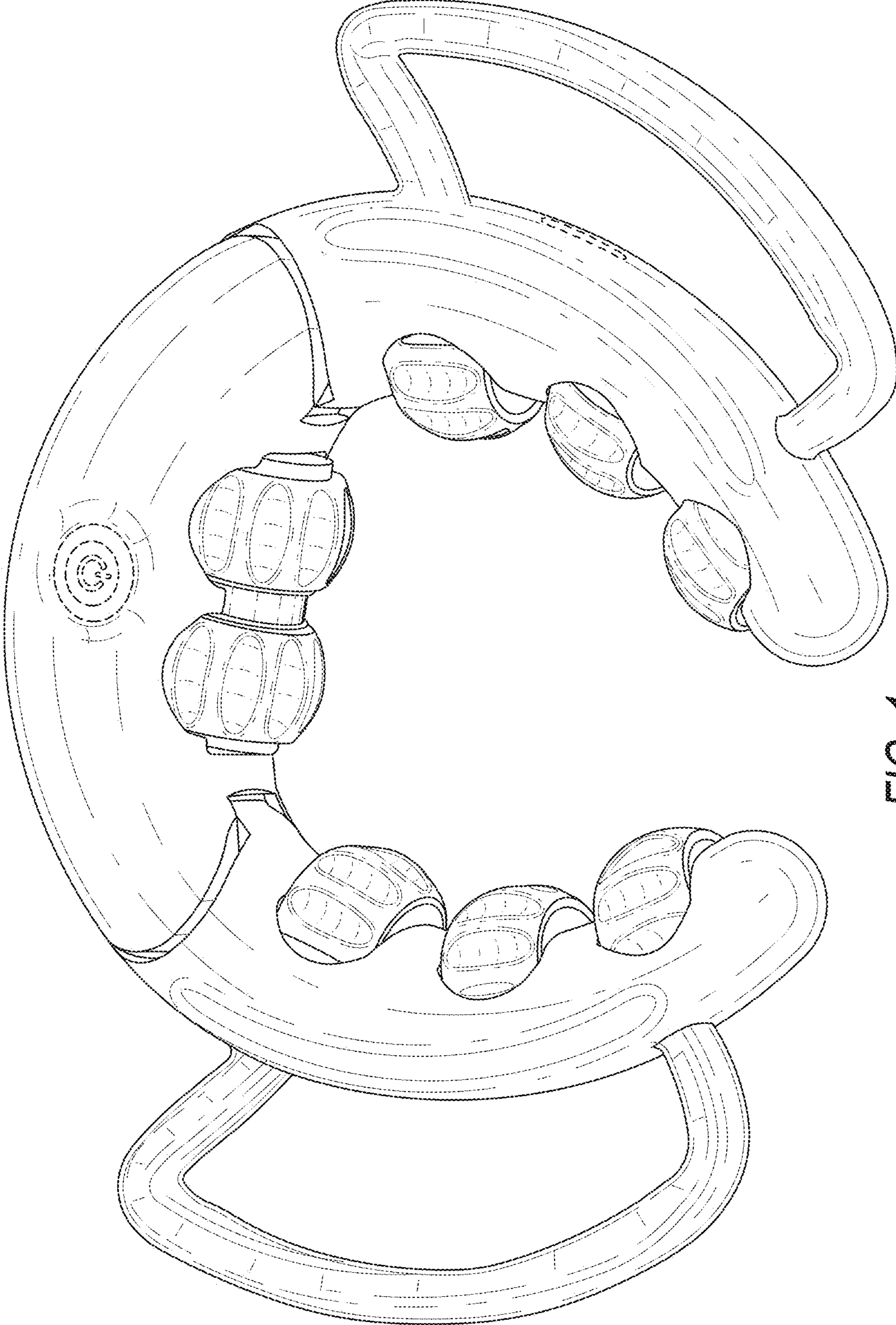


FIG. 1

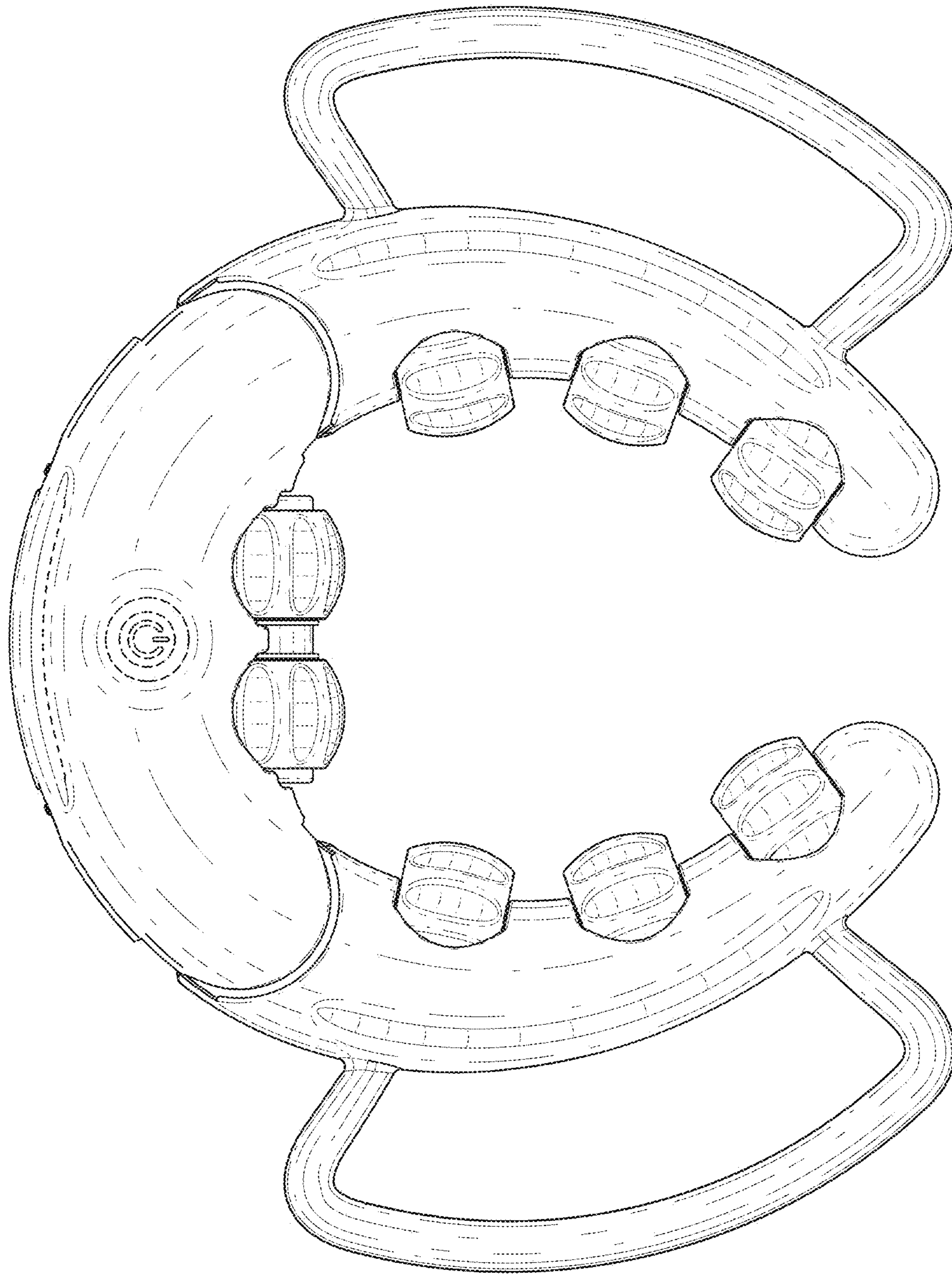


FIG. 2

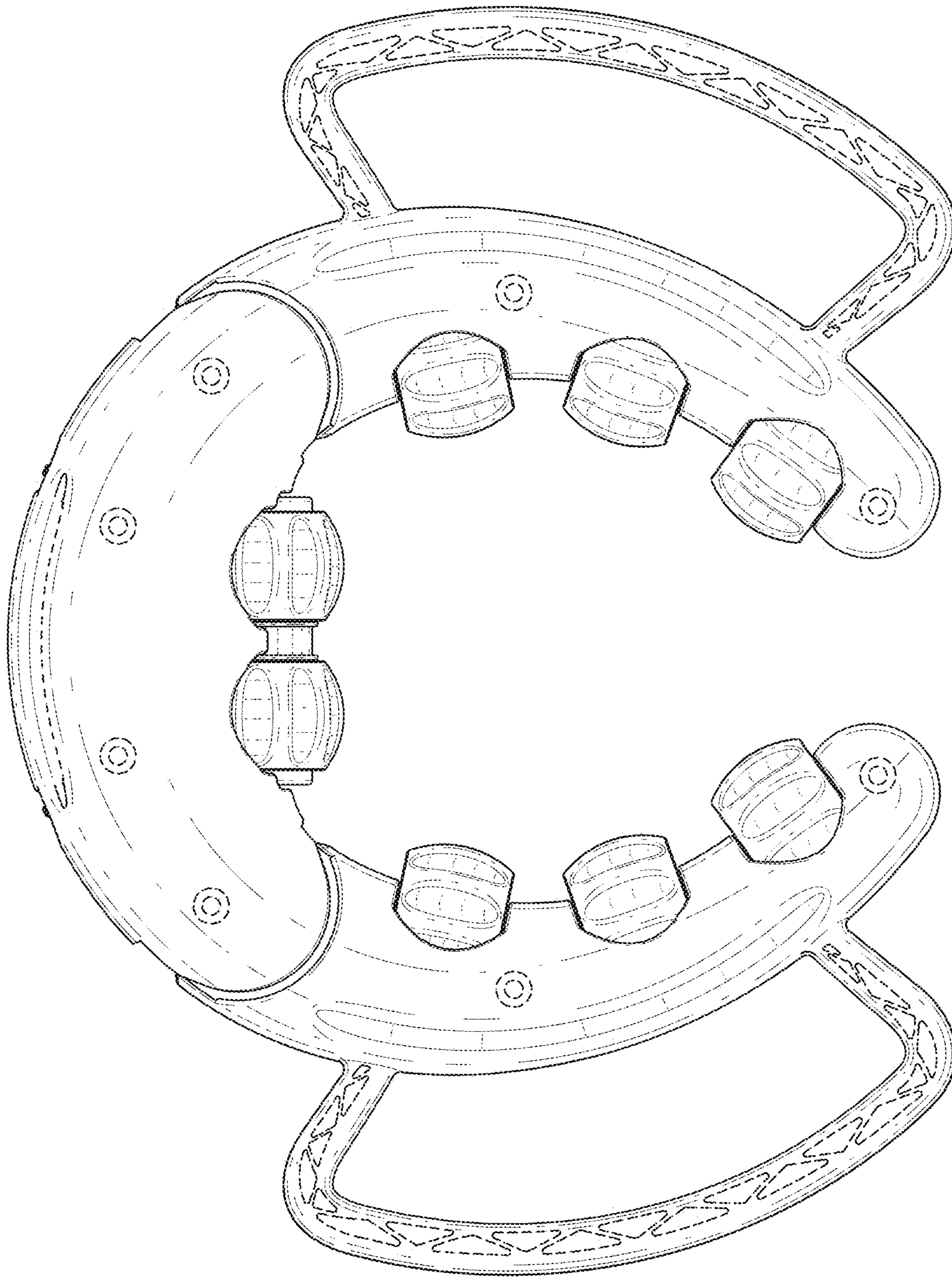


FIG. 3

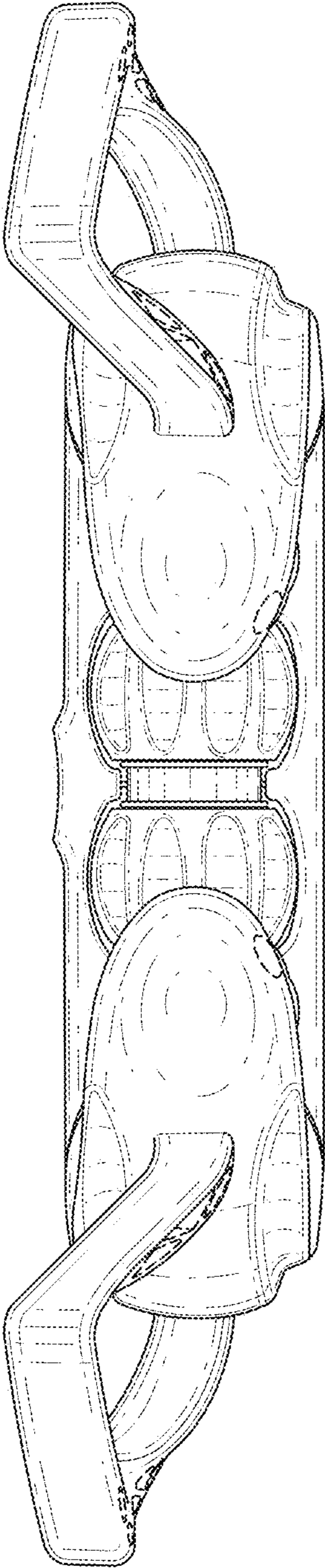


FIG. 4

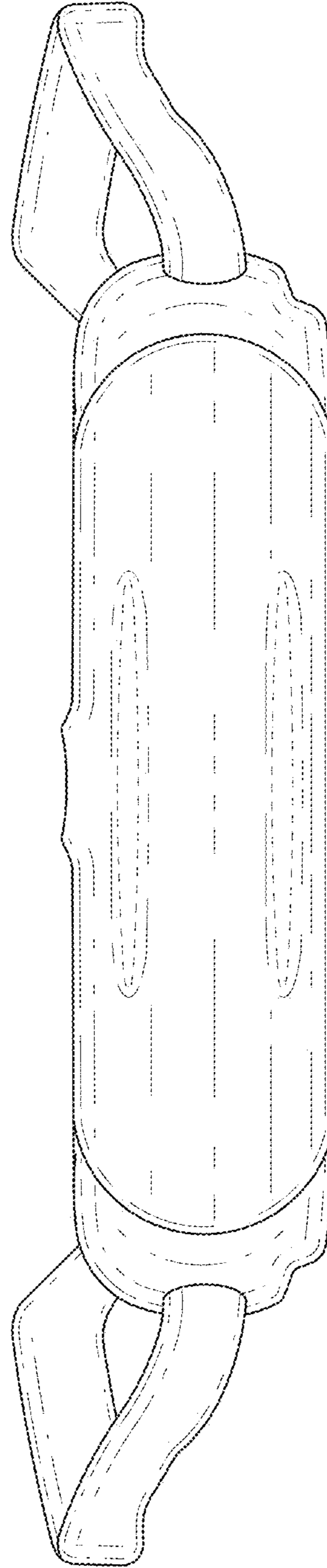


FIG. 5

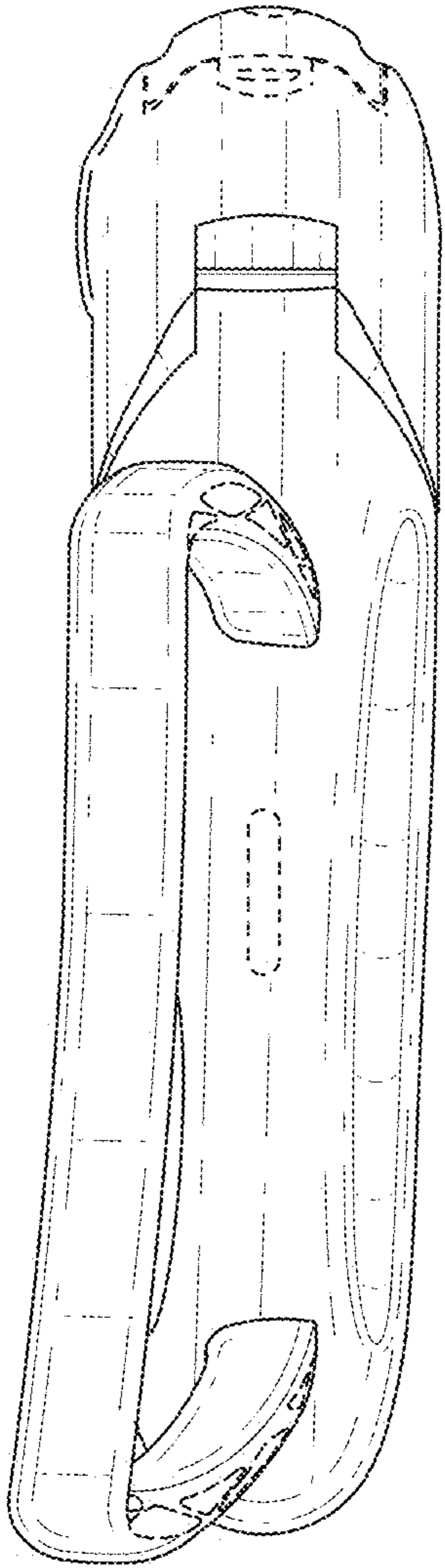


FIG. 6

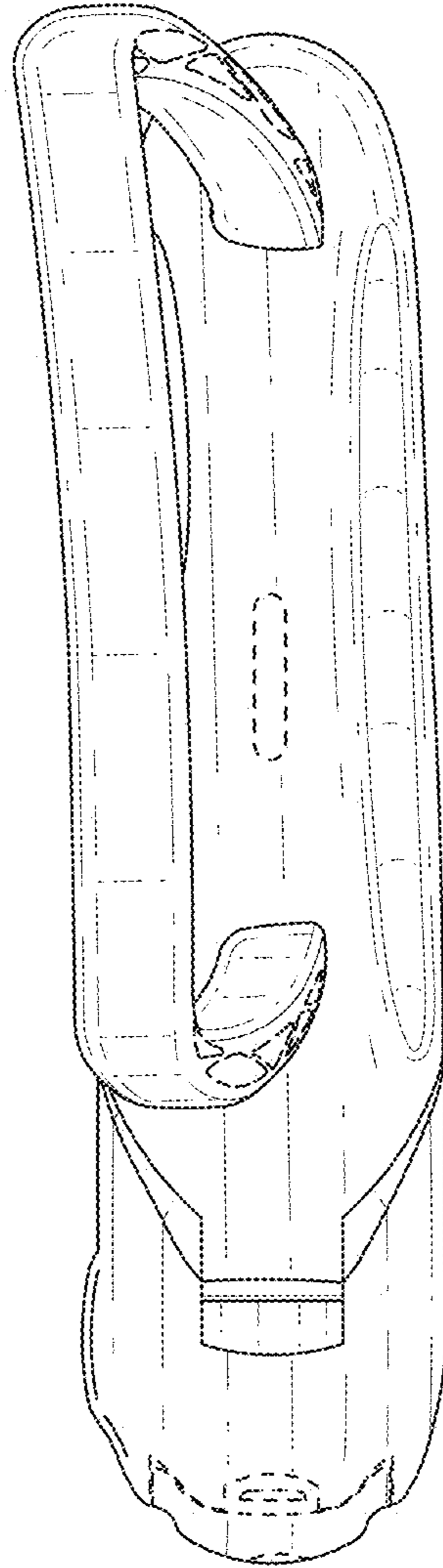


FIG. 7