



US00D949343S

(12) **United States Design Patent**
Wang et al.

(10) **Patent No.:** **US D949,343 S**
(45) **Date of Patent:** **** Apr. 19, 2022**

(54) **BLOOD GLUCOSE MONITOR**
(71) Applicant: **Andon Health Co., Ltd.**, Tianjin (CN)
(72) Inventors: **Renda Wang**, Tianjin (CN); **Chunxu Xu**, Tianjin (CN); **LiCe Yu**, Tianjin (CN); **Yanliang Fu**, Tianjin (CN)
(73) Assignee: **Andon Health Co., Ltd.**, Tianjin (CN)

D722,697 S * 2/2015 Moon D24/169
D778,445 S * 2/2017 Cadio D24/169
D787,680 S * 5/2017 Donohue D24/169
D794,802 S * 8/2017 Binier D24/169
D804,033 S * 11/2017 Wightman D24/169
D884,903 S * 5/2020 Cadio D24/169
2009/0221890 A1 * 9/2009 Saffer A61M 5/1723
600/347
2011/0223078 A1 * 9/2011 Ohashi A61B 5/14532
422/400

(**) Term: **15 Years**

FOREIGN PATENT DOCUMENTS

(21) Appl. No.: **29/756,971**

CN 201230547454 * 5/2013
CN 201430008362 * 7/2014

(22) Filed: **Nov. 2, 2020**

* cited by examiner

(30) **Foreign Application Priority Data**

Aug. 27, 2020 (CN) 202030498255.1

(51) **LOC (13) Cl.** **24-01**

(52) **U.S. Cl.**
USPC **D24/169**

(58) **Field of Classification Search**
USPC D24/107, 164, 165-169, 186, 187, 112,
D24/114, 216; D10/81, 98; D14/341,
D14/344

CPC A61B 5/14503; A61B 5/14532; A61B
5/14865; A61B 2560/0412; A61B
2560/0443; A61B 2560/0462; A61B
25/0206; A61B 25/0631

See application file for complete search history.

(56) **References Cited**

U.S. PATENT DOCUMENTS

D493,536 S * 7/2004 Jaeck D24/169
D600,349 S * 9/2009 Bell D24/169

Primary Examiner — Anhdao Doan

(74) *Attorney, Agent, or Firm* — Andon IP Legal

(57) **CLAIM**

We claim the ornamental design for a blood glucose monitor, as shown and described.

DESCRIPTION

FIG. 1 is a perspective view of a blood glucose monitor showing our new design.

FIG. 2 is a front view thereof.

FIG. 3 is a rear view thereof.

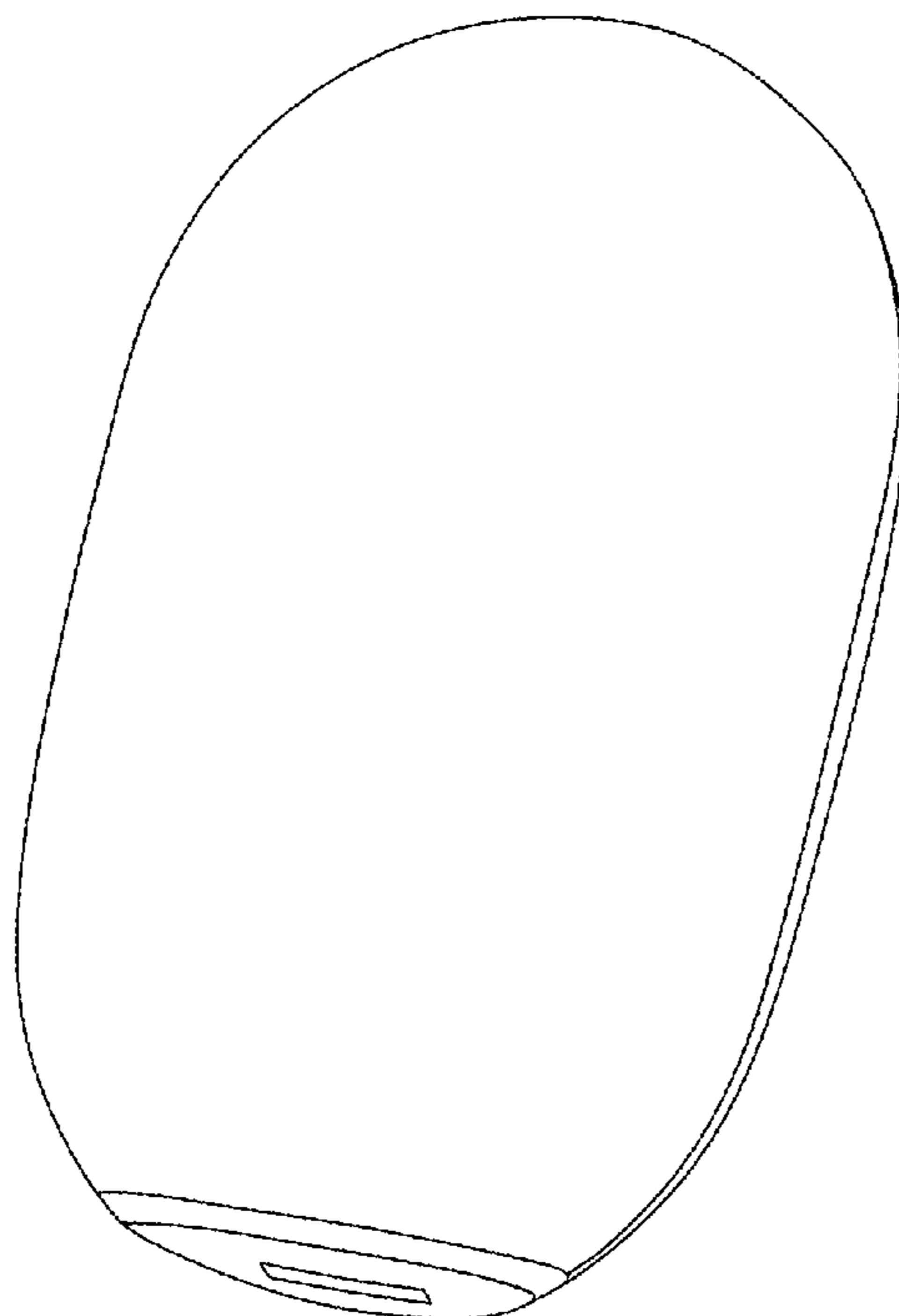
FIG. 4 is a left side view thereof.

FIG. 5 is a right side view thereof.

FIG. 6 is a top view thereof; and,

FIG. 7 is a bottom view thereof.

1 Claim, 6 Drawing Sheets



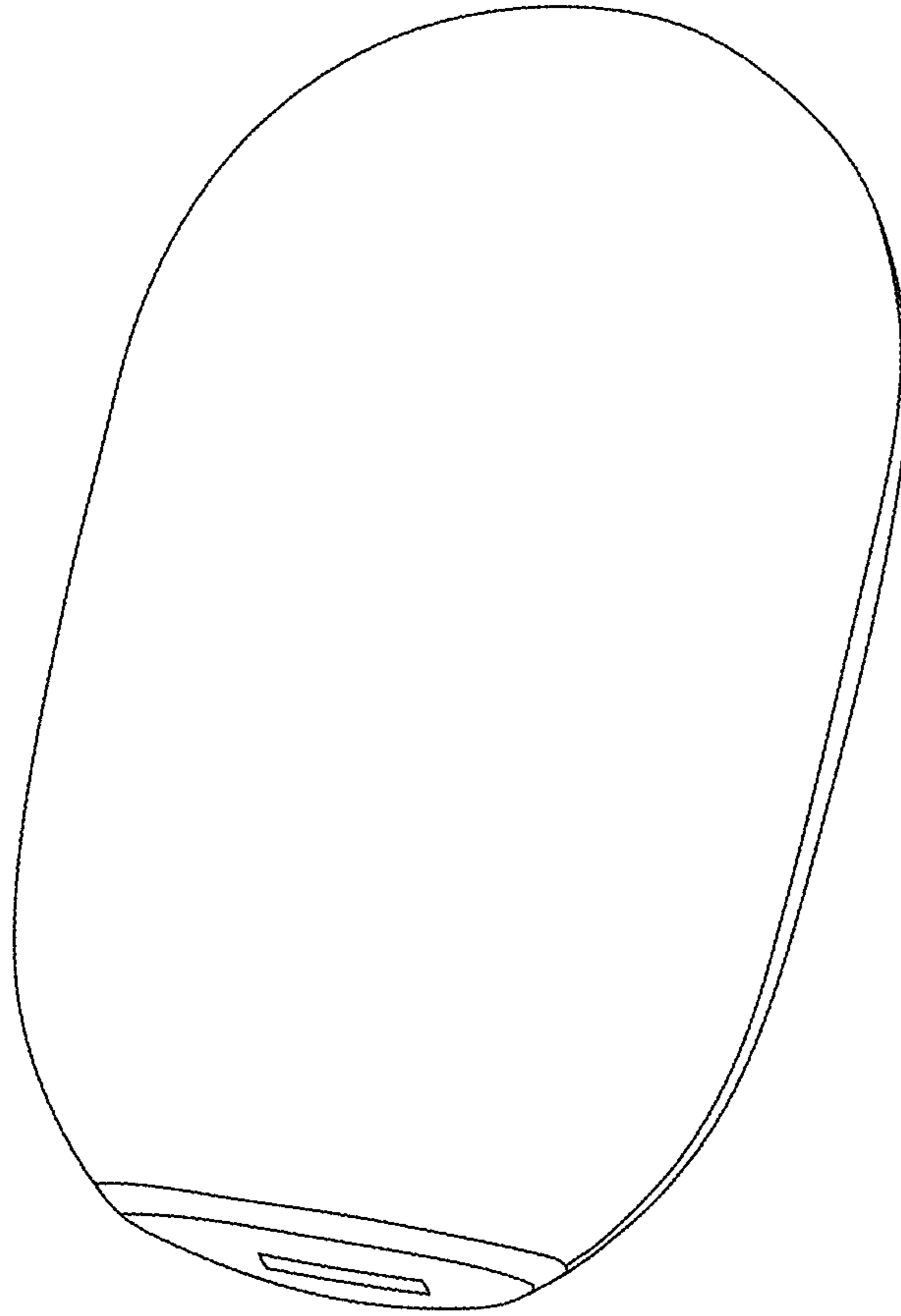


FIG. 1




FIG. 2




FIG. 3

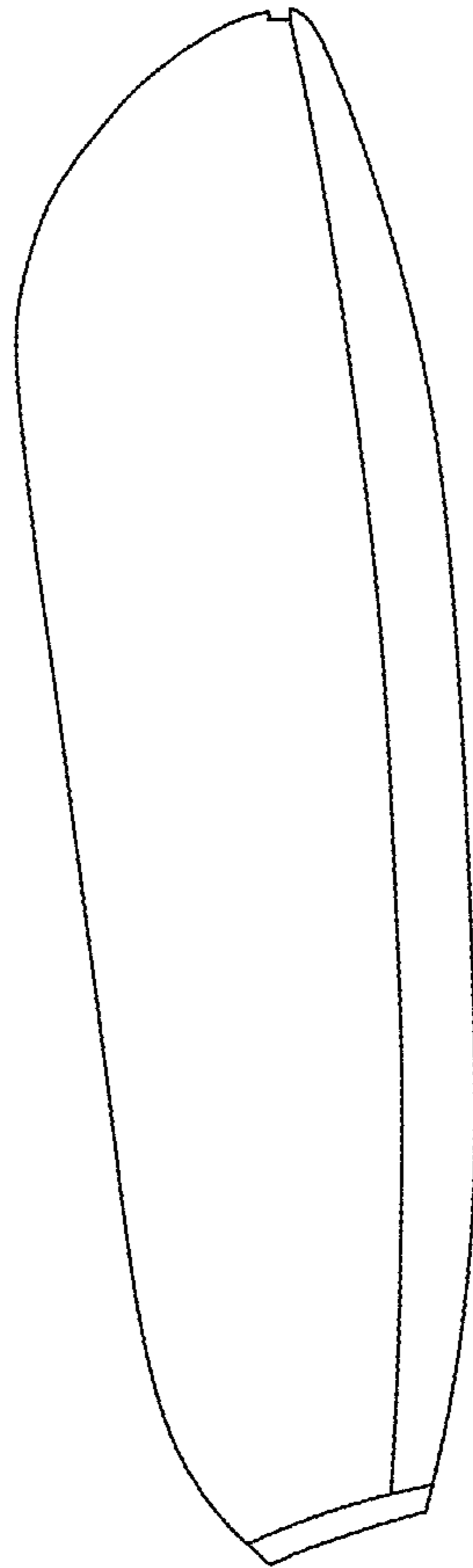


FIG. 4

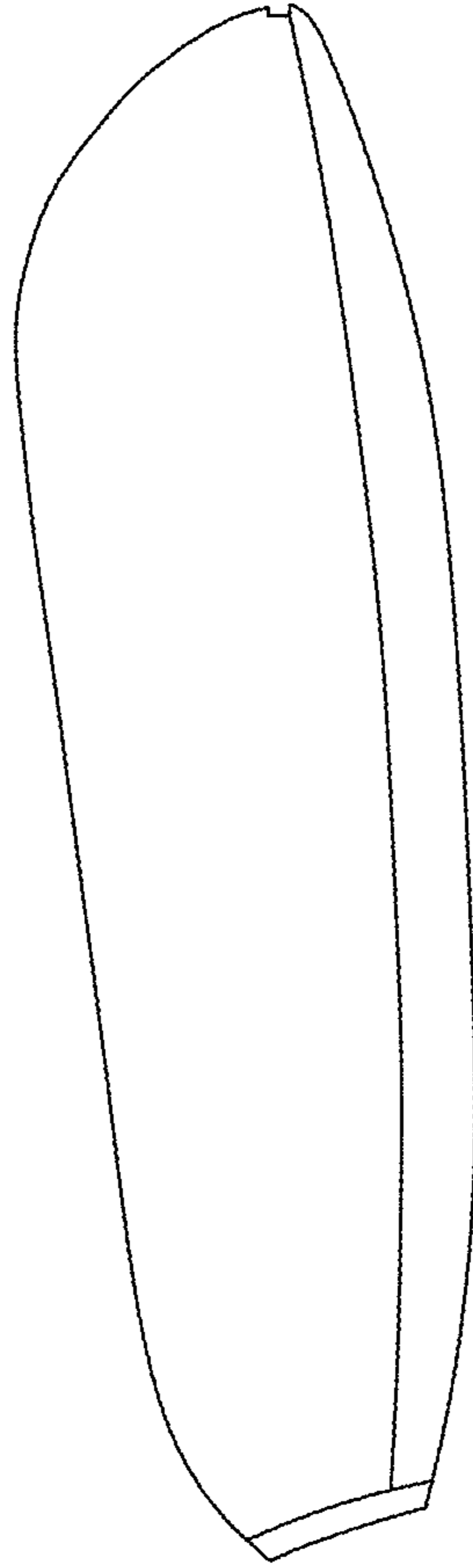


FIG. 5

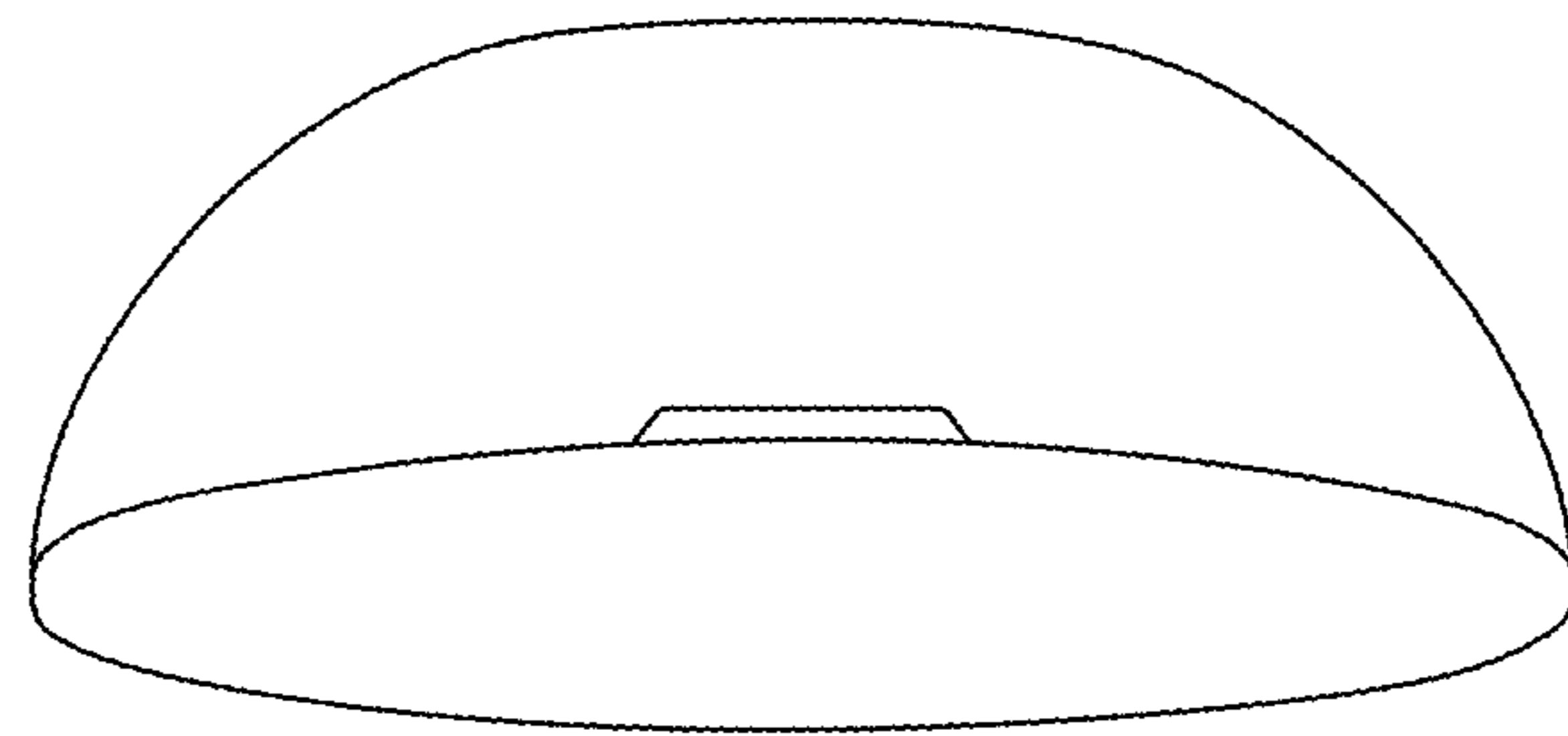


FIG. 6

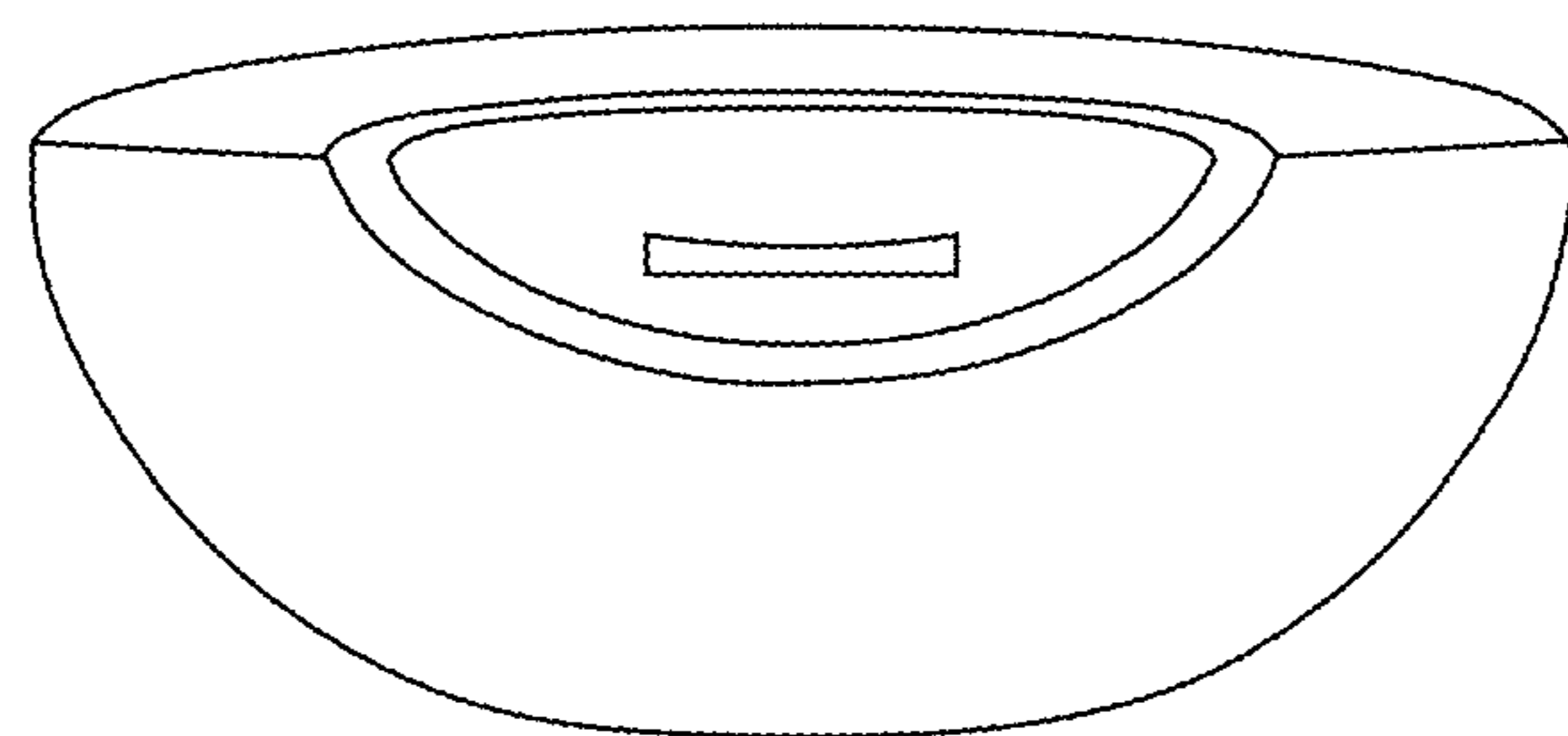


FIG. 7