



US00D949286S

(12) **United States Design Patent** (10) **Patent No.:** **US D949,286 S**  
**Tu** (45) **Date of Patent:** **\*\* Apr. 19, 2022**

(54) **FILTER FOR PET FOUNTAIN**

(71) Applicant: **Zhushi Tu**, Hubei (CN)

(72) Inventor: **Zhushi Tu**, Hubei (CN)

(\*\*) Term: **15 Years**

(21) Appl. No.: **29/750,858**

(22) Filed: **Sep. 16, 2020**

(30) **Foreign Application Priority Data**

Apr. 27, 2020 (CN) ..... 202030179648.6

(51) **LOC (13) Cl.** ..... **23-01**

(52) **U.S. Cl.**

USPC ..... **D23/209**

(58) **Field of Classification Search**

USPC ..... D23/207-210, 355, 363, 365; D3/313;  
D15/90; D24/162

CPC ..... C02F 1/002; C02F 1/003; C02F 2307/02;  
C02F 2307/04; C02F 2307/10; B01D  
2239/06; B01D 2221/02; B01D 39/14;  
B65D 1/36; A01K 7/025

See application file for complete search history.

(56) **References Cited**

**U.S. PATENT DOCUMENTS**

D417,785 S \* 12/1999 Daniels ..... D3/313  
D774,832 S \* 12/2016 Kortbeek ..... D7/557  
10,165,753 B1 \* 1/2019 Huang ..... A01K 7/02  
D935,552 S \* 11/2021 Wang ..... D23/209  
D938,006 S \* 12/2021 Du ..... D23/365  
2007/0277679 A1 \* 12/2007 Okada ..... A47G 19/025  
99/448  
2009/0090649 A1 \* 4/2009 Shew ..... B65D 1/36  
206/567

2011/0120993 A1 \* 5/2011 Birchmeier ..... B65D 1/36  
219/729  
2018/0084934 A1 \* 3/2018 Kang ..... B65D 1/36  
2019/0135478 A1 \* 5/2019 Appendini ..... B65D 43/0204  
2020/0346151 A1 \* 11/2020 Zahaf ..... B01D 46/0005

**OTHER PUBLICATIONS**

Parner Pet Fountain Filters, Feb. 19, 2019, Amazon, site visited Jan. 10, 2022: <https://www.amazon.com/dp/B07P468PKG> (Year: 2019).\*  
Catit 2.0 Mini Fountain Replacement Filters, Jun. 11, 2017, Amazon, site visited Jan. 10, 2022: <https://www.amazon.ca/dp/B071K4KBW4/> (Year: 2017).\*  
PetSafe Drinkwell Replacement Filters, Nov. 24, 2016, Amazon, site visited Jan. 10, 2022: <https://www.amazon.ca/dp/B071J2B3YR/> (Year: 2016).\*

\* cited by examiner

*Primary Examiner* — Jack Reickel

*Assistant Examiner* — Bobby W Jones, II

(57) **CLAIM**

The ornamental design for a filter for pet fountain, as shown and described.

**DESCRIPTION**

FIG. 1 is a front elevational view of a filter for pet fountain showing my new design;

FIG. 2 is a rear elevational view thereof;

FIG. 3 is a left side view thereof;

FIG. 4 is a right side view thereof;

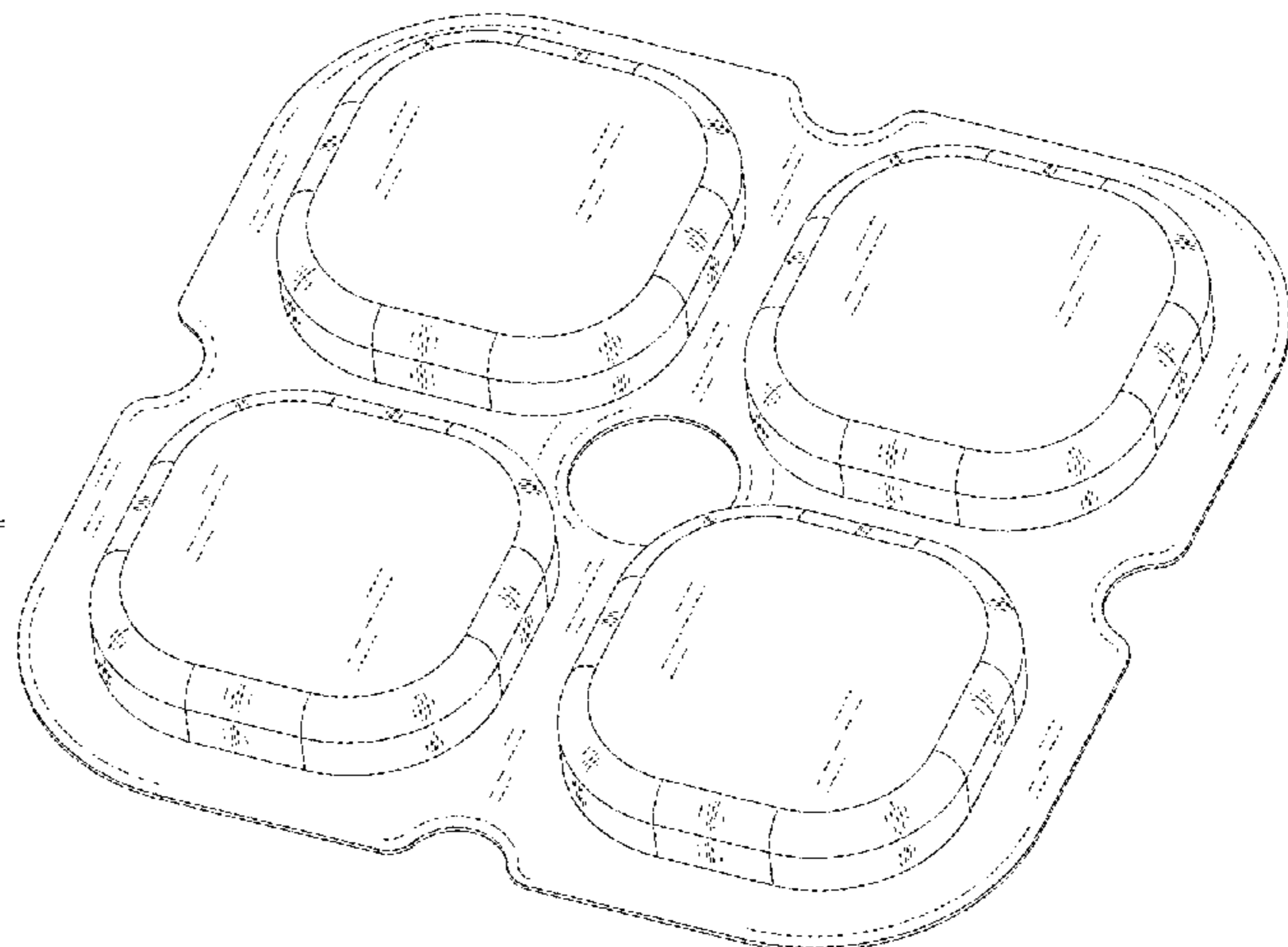

FIG. 5 is a top plan view thereof;

FIG. 6 is a bottom plan view thereof;

FIG. 7 is a top perspective view thereof; and,

FIG. 8 is a bottom perspective view thereof.

**1 Claim, 8 Drawing Sheets**



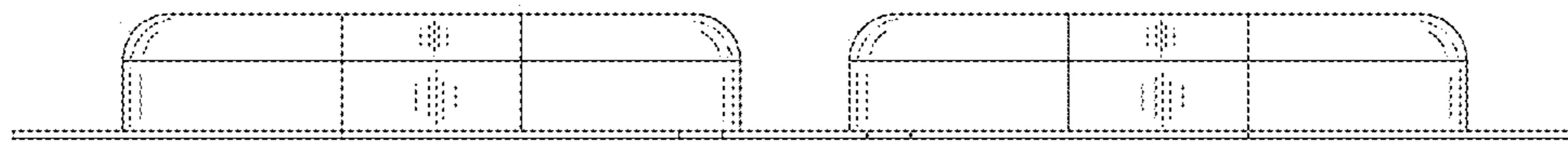


Fig.1

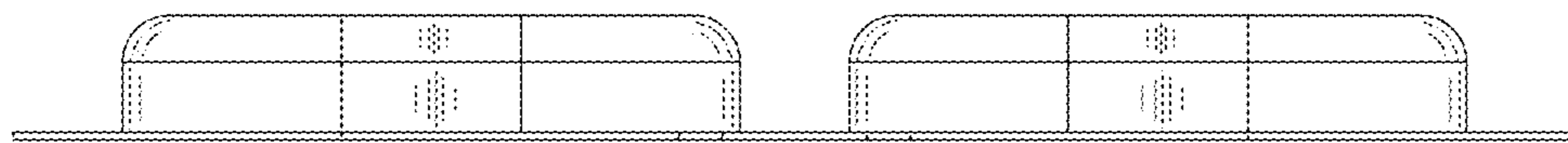


Fig.2

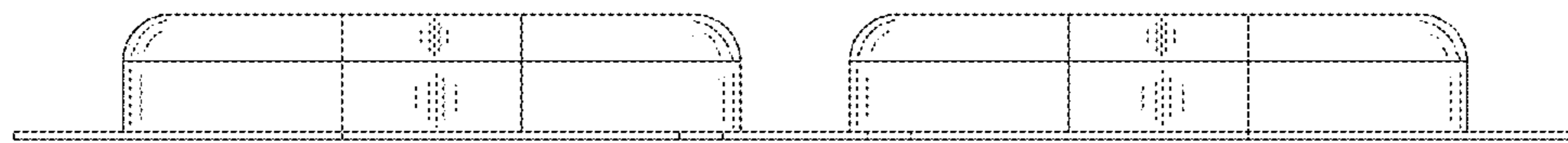


Fig.3

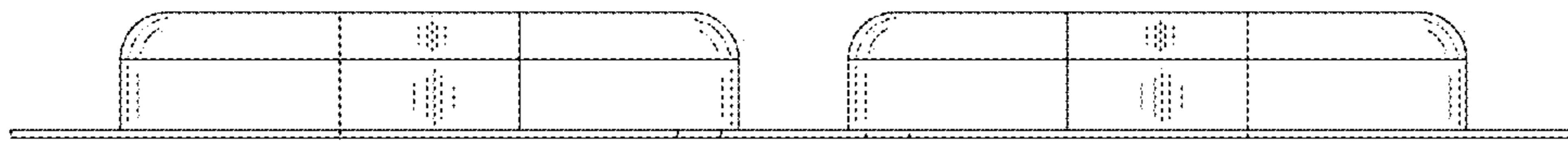


Fig.4

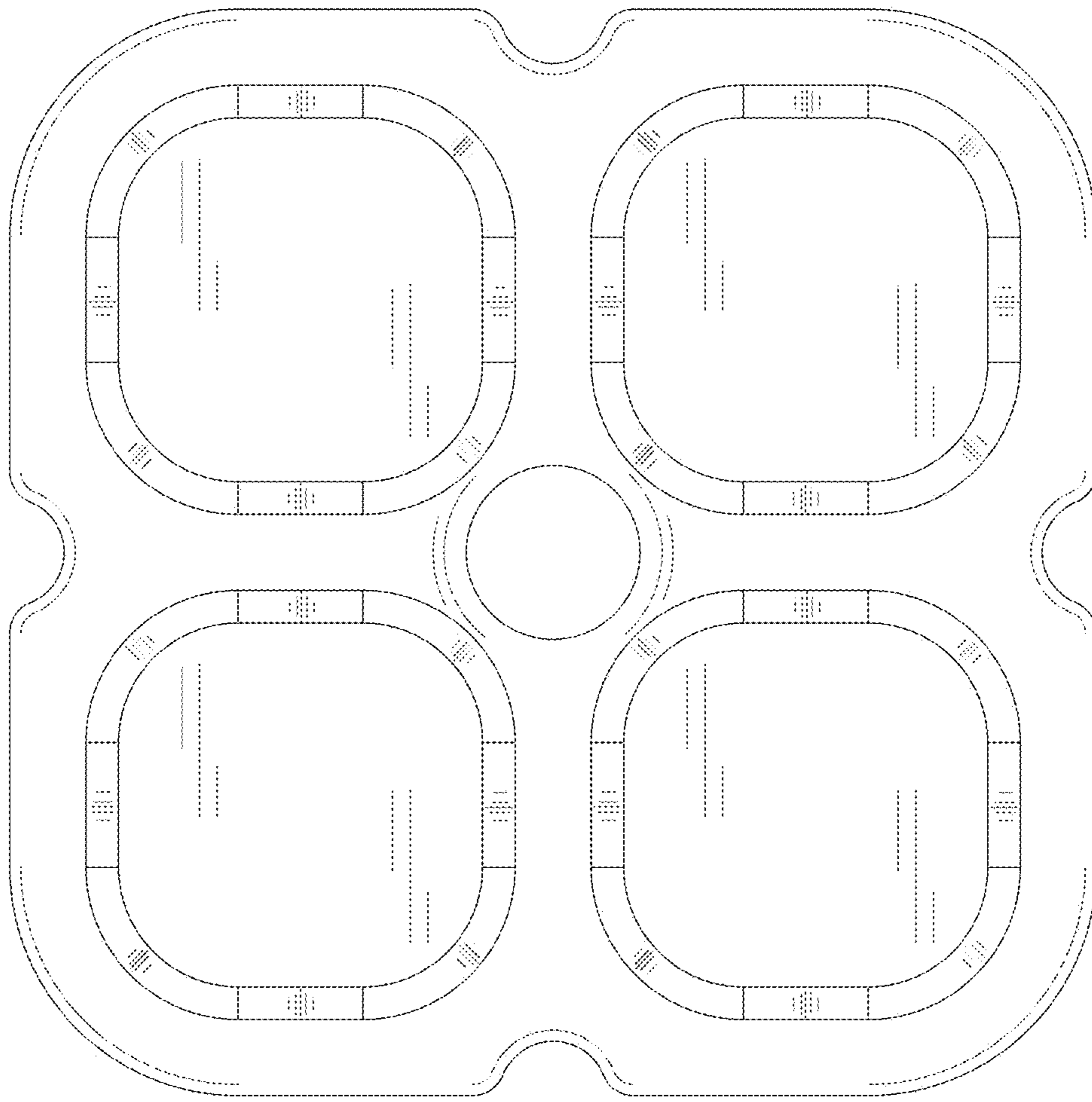


Fig.5

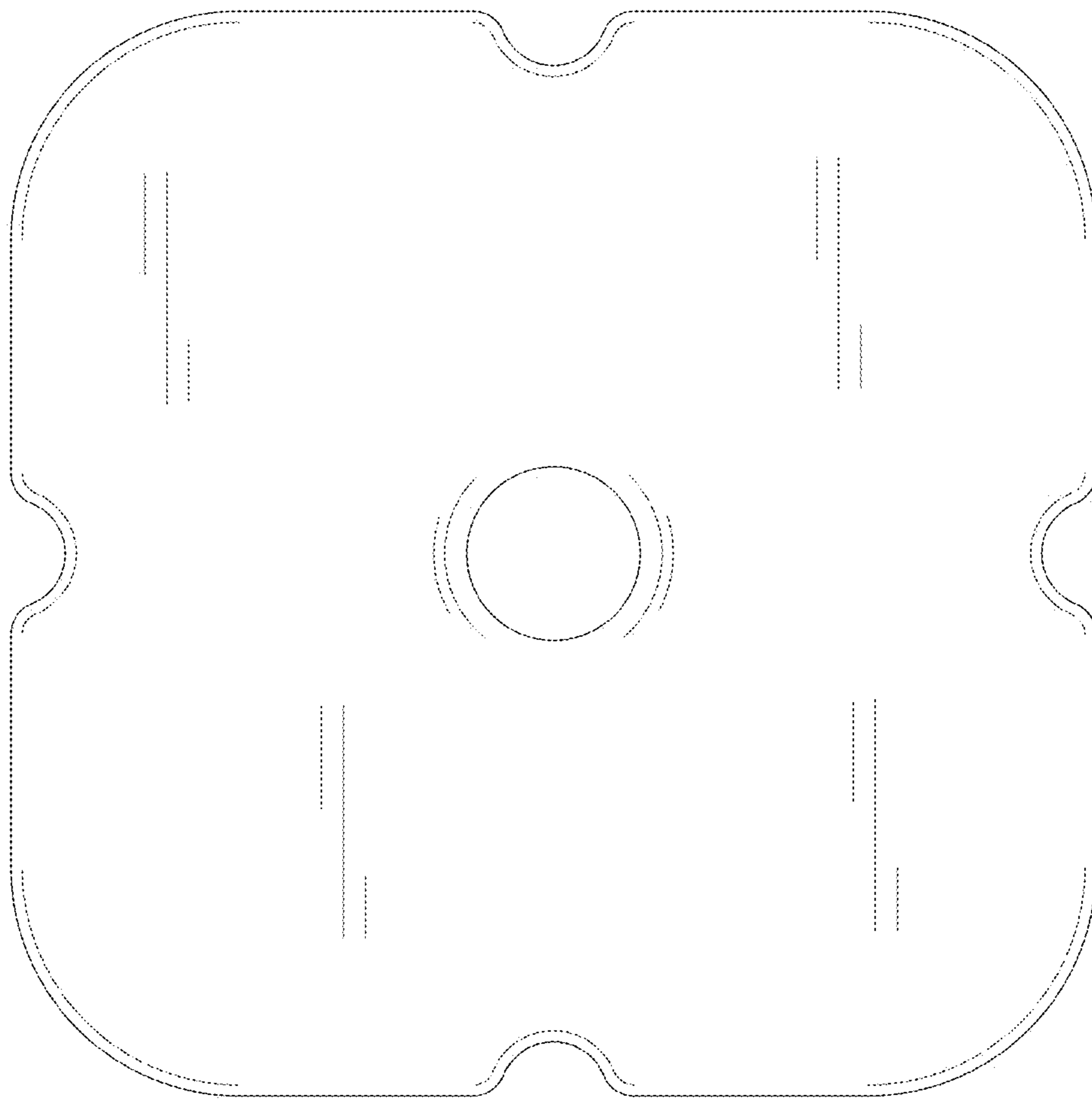


Fig.6

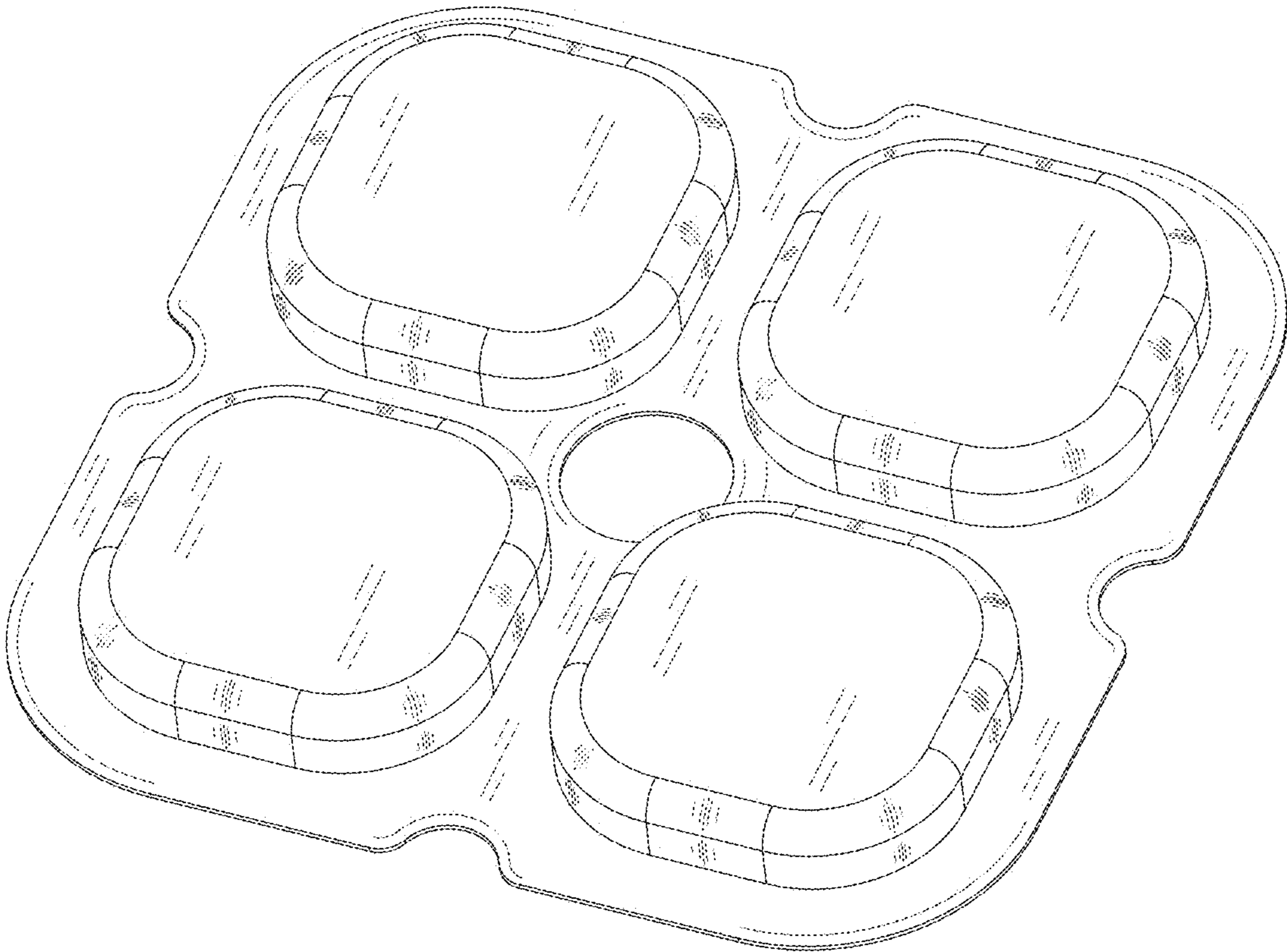


Fig.7



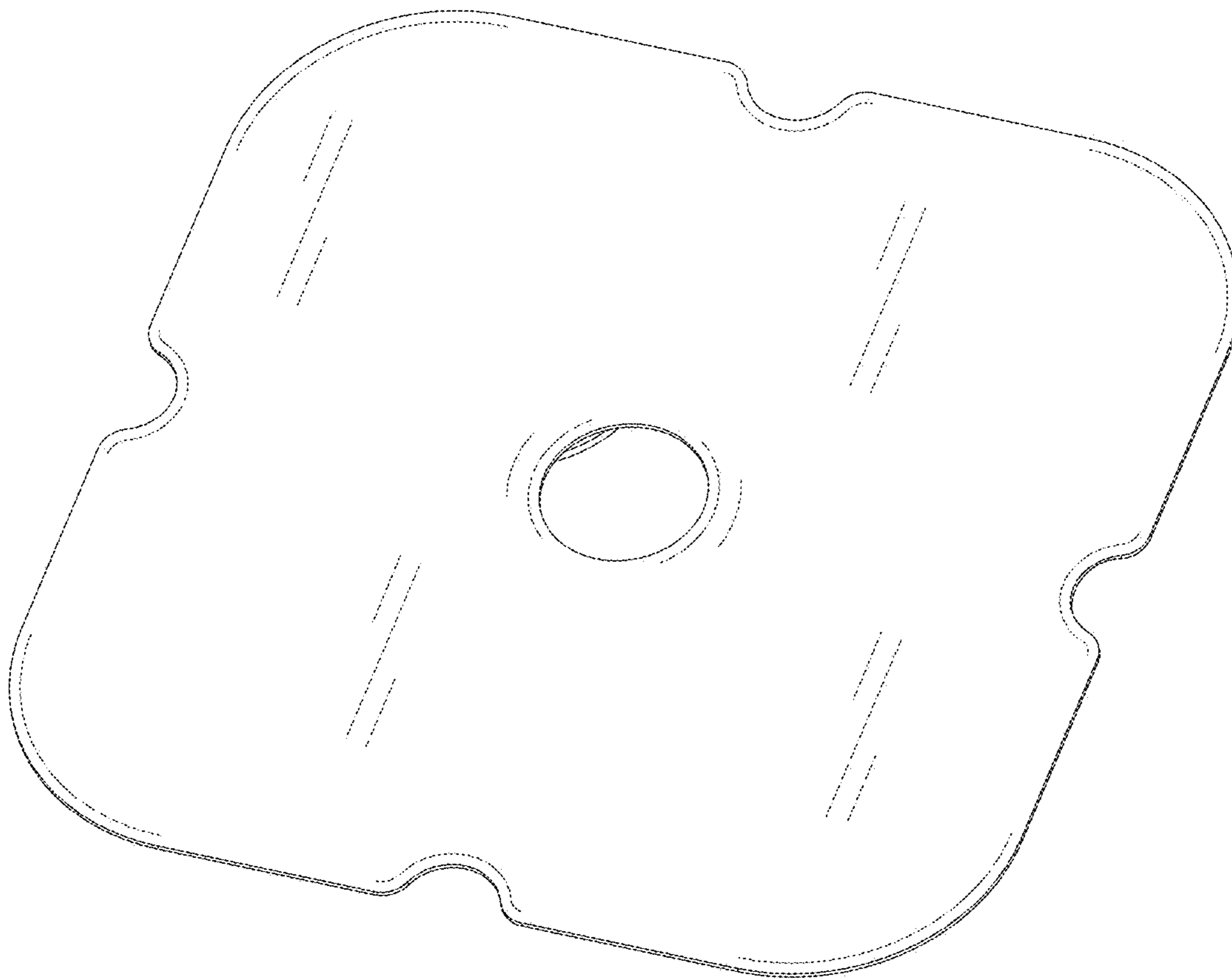


Fig.8