

US00D949283S

(12) **United States Design Patent** (10) **Patent No.:** **US D949,283 S**
Kampf et al. (45) **Date of Patent:** **** Apr. 19, 2022**

(54) **TANK**
(71) Applicant: **AMTROL LICENSING, INC.**, West Warwick, RI (US)
(72) Inventors: **Christopher Kampf**, Chepachet, RI (US); **Jeffrey Neto**, Cumberland, RI (US); **Ken Cerpovicz**, Warwick, RI (US); **Jody McKinley**, Mt. Vernon, OH (US)
(73) Assignee: **WORTHINGTON INDUSTRIES, INC.**, West Warwick, RI (US)

D295,886 S * 5/1988 Dolton D23/202
D306,639 S * 3/1990 Wills D23/205
D335,744 S * 5/1993 Small D23/205
5,780,130 A * 7/1998 Hansen B29C 49/08
428/35.7
5,829,614 A * 11/1998 Collette B29C 49/12
215/375

(Continued)

FOREIGN PATENT DOCUMENTS

CA 2518095 9/2004
CA 2584183 4/2006

(Continued)

(**) Term: **15 Years**

(21) Appl. No.: **29/715,003**

(22) Filed: **Nov. 27, 2019**

(51) **LOC (13) Cl.** **23-01**

(52) **U.S. Cl.**
USPC **D23/202**

(58) **Field of Classification Search**
USPC ... D23/202, 204, 205, 234, 338, 362, 211.1,
D23/211.2; D24/117, 204, 207
CPC B65D 90/08; F17C 13/06; F17C 13/123;
F17C 1/00; F17C 1/005; F17C 13/08;
Y10S 220/901

See application file for complete search history.

(56) **References Cited**

U.S. PATENT DOCUMENTS

4,006,838 A * 2/1977 Baumann B23K 35/302
220/586
D244,578 S * 6/1977 Avant D29/126
4,214,611 A 7/1980 Takacs et al.
D276,889 S * 12/1984 Biesecker D9/500
D284,033 S * 5/1986 Brodsky D24/117
D287,335 S * 12/1986 Anderson D24/117
4,637,435 A 1/1987 Chirdon

Coleman Fuel Cylinder found on Jul. 22, 2021 at <https://www.amazon.com/Propane-Fuel-Cylinders-pk-oz/dp/B016YLUXLE/> (Year: 2017).*

(Continued)

Primary Examiner — Karen S Acker
Assistant Examiner — Jonathan E Fiencke
(74) *Attorney, Agent, or Firm* — Tucker Ellis LLP

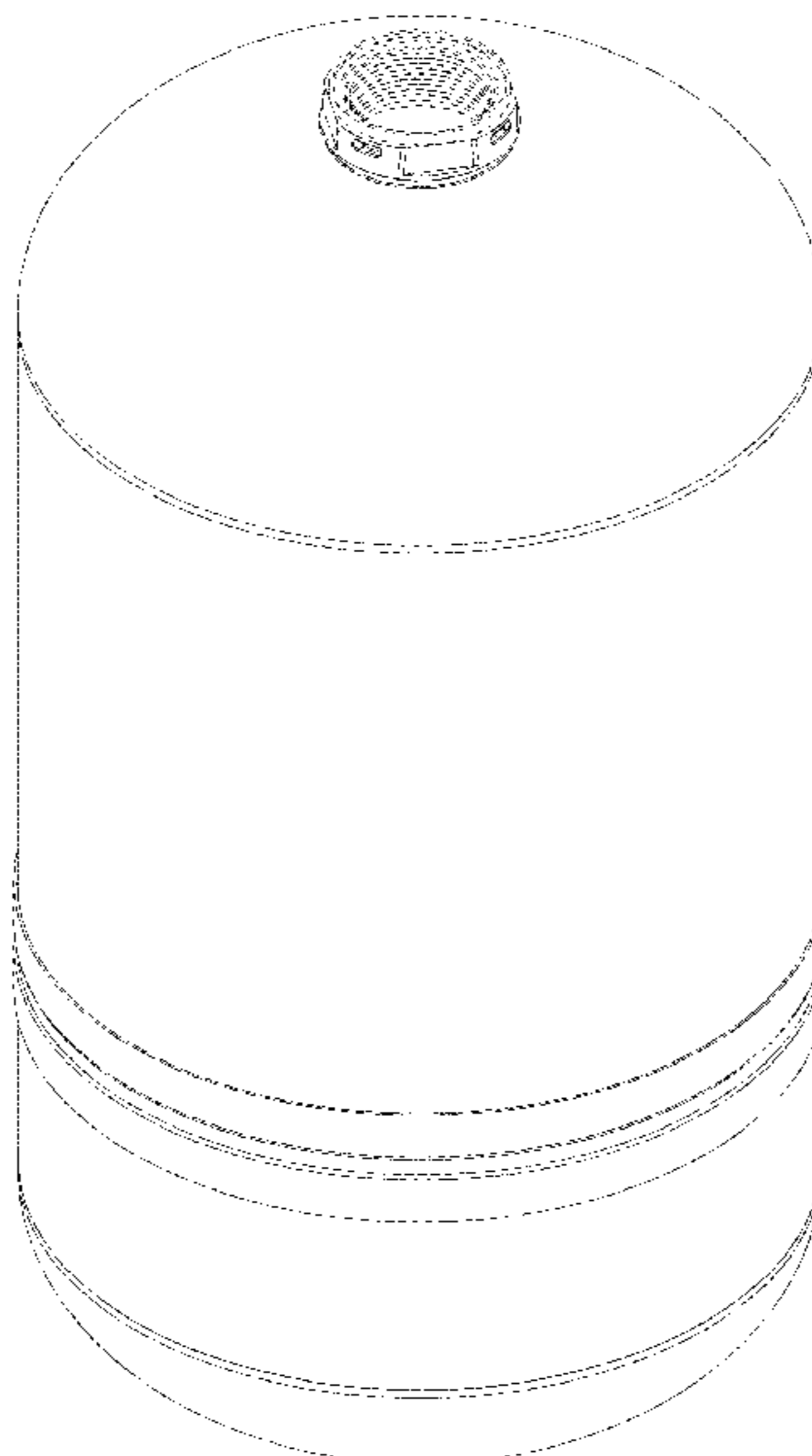
(57) **CLAIM**

The ornamental design for a tank, as shown and described.

DESCRIPTION

FIG. 1 is a perspective view of a tank showing a new design; FIG. 2 is a rear view thereof; FIG. 3 is a front view thereof; FIG. 4 is a left side view thereof; FIG. 5 is a right side view thereof; FIG. 6 is a top view thereof; and, FIG. 7 is a bottom view thereof. The broken lines in the figures depict portions of the tank that form no part of the claimed design.

1 Claim, 7 Drawing Sheets



(56)

References Cited

U.S. PATENT DOCUMENTS

6,103,280 A * 8/2000 Molzahn A23G 9/00
426/109
D537,977 S * 3/2007 Chen B29C 49/06
D23/205
D621,471 S * 8/2010 Bock B29C 49/12
D23/202
D667,130 S * 9/2012 Baker A23G 9/00
D24/207
D700,948 S * 3/2014 McGiveron F17C 1/08
D23/202
D746,942 S * 1/2016 Koppert D23/202
9,528,659 B2 12/2016 Manser et al.
9,751,689 B2 9/2017 Dinovo et al.
D912,199 S * 3/2021 Aguiar D23/205
D923,136 S * 6/2021 Kaplan B23K 35/302
D23/202
2006/0000839 A1 1/2006 Gremour et al.
2013/0082074 A1* 4/2013 Armstrong B29C 49/06
222/402.1
2018/0080607 A1 3/2018 Van Haaren et al.
2018/0162081 A1 6/2018 Kloft et al.
2018/0259125 A1* 9/2018 Cousigne F17C 1/08

FOREIGN PATENT DOCUMENTS

CN 303618441 * 11/2015
CN 303900716 * 5/2016

OTHER PUBLICATIONS

PCT/US2020/061790; Notification of Transmittal of the Intl. Search Report and the Written Opinion of the Intl. Searching Authority; 14 pgs. dated Mar. 15, 2021.

* cited by examiner

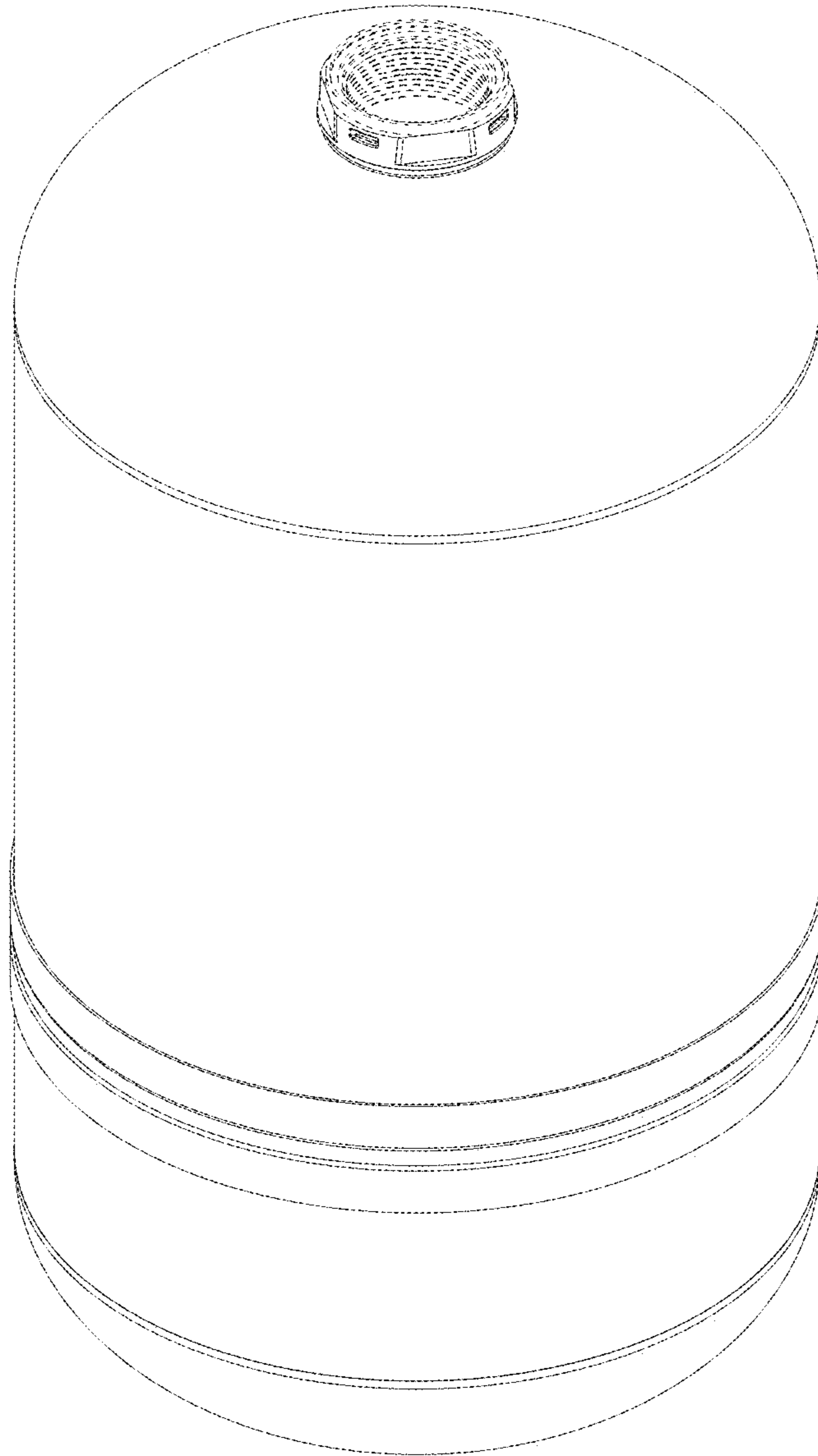


FIG.1




FIG.2




FIG.3




FIG.4




FIG.5

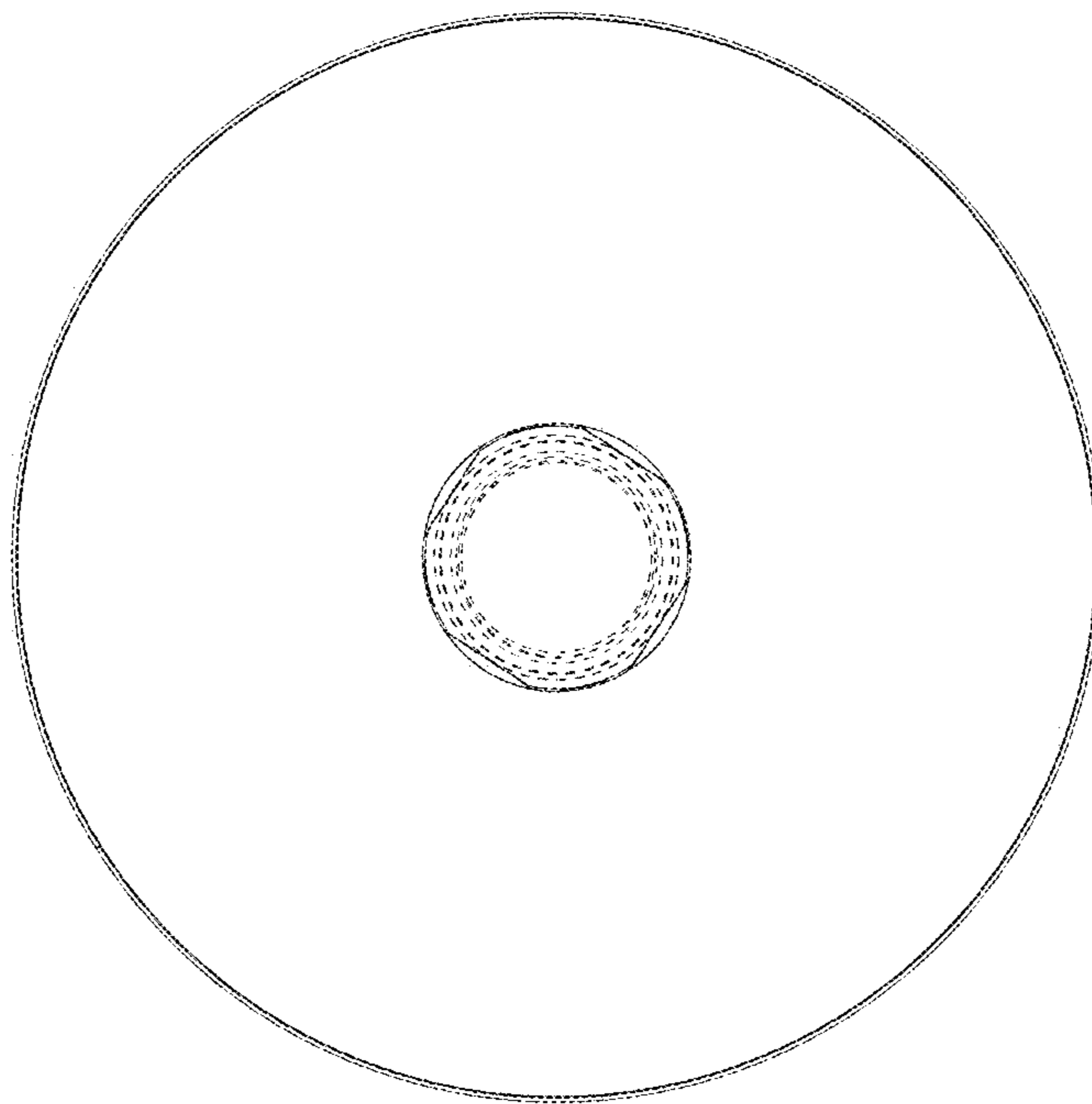


FIG.6

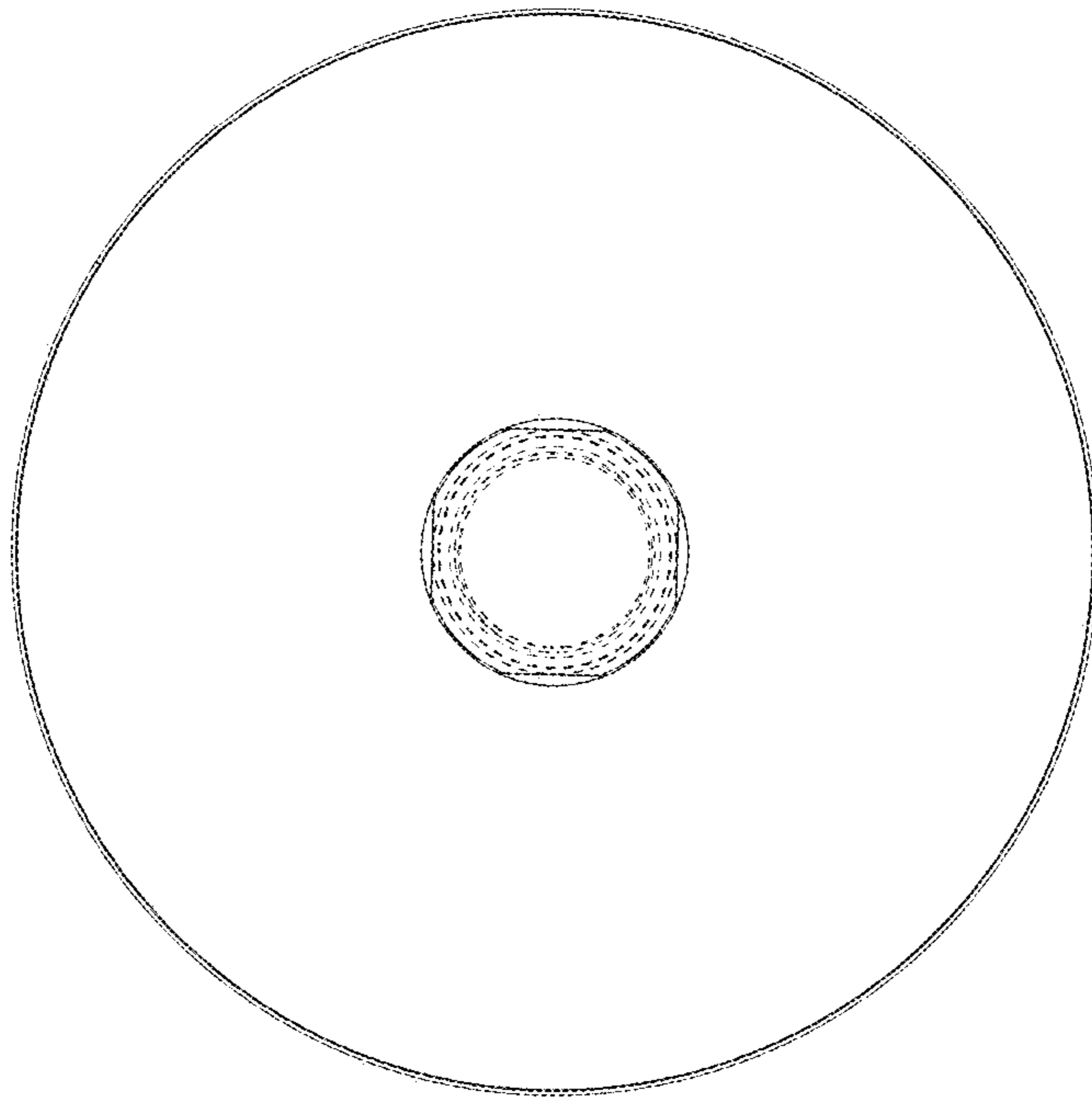


FIG.7