



US00D949278S

(12) **United States Design Patent**  
**Roberson**

(10) **Patent No.:** **US D949,278 S**  
(45) **Date of Patent:** **\*\* Apr. 19, 2022**

(54) **EXTENDED INLINE FLASHLIGHT MOUNT**

9,239,210 B2 \* 1/2016 Mayberry ..... F41A 23/08  
D794,154 S \* 8/2017 McKillips ..... D22/108  
D803,346 S \* 11/2017 McKillips ..... D22/108

(71) Applicant: **Arisaka LLC**, Apex, NC (US)

(Continued)

(72) Inventor: **William Roberson**, Apex, NC (US)

(73) Assignee: **ARISAKA LLC**, Apex, NC (US)

(\*\*) Term: **15 Years**

(21) Appl. No.: **29/767,242**

(22) Filed: **Jan. 21, 2021**

(51) **LOC (13) Cl.** ..... **22-01**

(52) **U.S. Cl.**  
USPC ..... **D22/109**

(58) **Field of Classification Search**  
USPC ..... D22/100, 103, 108, 109, 110, 199;  
D16/130  
CPC . F41G 11/003; F41G 1/14; F41G 1/38; F41G  
1/16; F41G 1/02; F41G 1/06; F41A  
23/005; F41C 23/16  
See application file for complete search history.

(56) **References Cited**

**U.S. PATENT DOCUMENTS**

5,375,361 A \* 12/1994 Rustick ..... F41G 11/003  
42/127  
7,240,451 B2 \* 7/2007 Blair ..... F41G 11/003  
42/124  
D654,134 S \* 2/2012 Edge ..... D22/108  
D654,135 S \* 2/2012 Edge ..... D22/108  
D659,220 S \* 5/2012 Foltz ..... D22/108  
8,407,925 B2 \* 4/2013 Fesas ..... F41A 3/66  
42/75.01  
8,984,797 B2 \* 3/2015 Ballard ..... F41G 1/17  
42/111  
9,015,982 B1 \* 4/2015 Powers ..... F41G 11/003  
42/124  
D733,249 S \* 6/2015 Cheng ..... D22/109  
D734,827 S \* 7/2015 Pearson ..... D22/108

**OTHER PUBLICATIONS**

“Cloud Defensive Releases New Torrent Weapon-Light Mounts”  
[online]. Luke C. [Published on Oct. 29, 2020]. Retrieved from the  
Internet: <<https://www.youtube.com/watch?v=jYZDmnJQU90><https://www.thefirearmblog.com/blog/2020/10/29/torrent-weapon-light-mounts/>>.\*

(Continued)

*Primary Examiner* — Mojtaba Tehrani

(74) *Attorney, Agent, or Firm* — Asgaard Patent Services,  
LLC; F. Wayne Thompson, Jr.

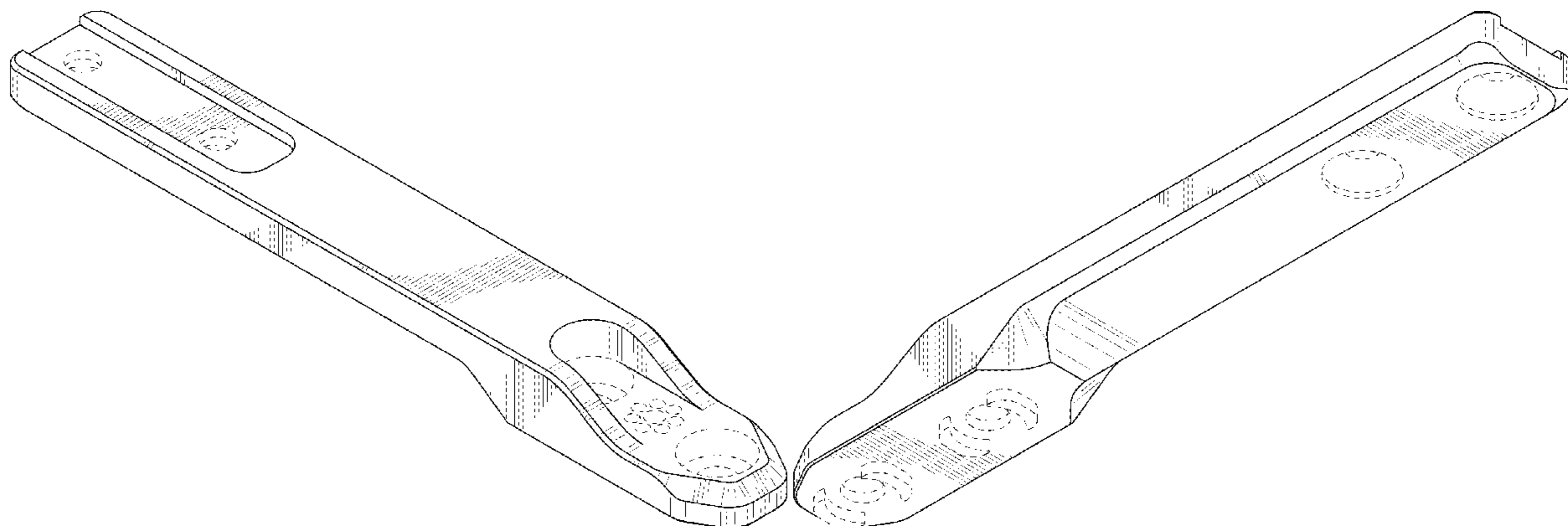
(57) **CLAIM**

The ornamental design for an extended inline flashlight  
mount, as shown and described.

**DESCRIPTION**

FIG. 1 is a top isometric view of an extended inline flashlight  
mount;  
FIG. 2 is a bottom isometric view of the extended inline  
flashlight mount shown in FIG. 1;  
FIG. 3 is a left side elevational view of the extended inline  
flashlight mount shown in FIG. 1;  
FIG. 4 is a rear side elevational view of the extended inline  
flashlight mount shown in FIG. 1;  
FIG. 5 is a right side elevational view of the extended inline  
flashlight mount shown in FIG. 1;  
FIG. 6 is a front side elevational view of the extended inline  
flashlight mount shown in FIG. 1;  
FIG. 7 is a top plan view of the extended inline flashlight  
mount shown in FIG. 1; and,  
FIG. 8 is a bottom plan view of the extended inline flashlight  
mount shown in FIG. 1.  
The broken lines represent portions of the extended inline  
flashlight mount that form no part of the claimed design.

**1 Claim, 5 Drawing Sheets**



(56)

**References Cited**

U.S. PATENT DOCUMENTS

D811,511 S \* 2/2018 Jenkinson ..... D22/108  
D839,378 S \* 1/2019 Storch ..... D22/110  
10,386,157 B2 \* 8/2019 Plummer ..... F41G 1/16  
D888,541 S \* 6/2020 Cheng ..... D22/109  
D892,255 S \* 8/2020 Turner ..... D22/108  
10,767,964 B1 \* 9/2020 Echols ..... F41G 11/001  
D898,154 S \* 10/2020 Chang ..... D22/108  
D910,798 S \* 2/2021 Pittman ..... D22/108  
2013/0074394 A1 \* 3/2013 Larue ..... F41G 1/28  
42/111  
2015/0253104 A1 \* 9/2015 Holland ..... F41G 11/003  
42/71.01

OTHER PUBLICATIONS

“TFB 6th Month Review: Haley Strategic SBR Thorntail2 Light Mount” [online]. Matt E. [Published on Mar. 25, 2020]. Retrieved from the Internet: <<https://www.thefirearmblog.com/blog/2020/03/25/tfb-6th-month-review-hailey-strategic-sbr-thorntail-2-light-mount/>>.\*

“Arisaka Light Mounts” [online]. Arisaka. Retrieved from the Internet: <<https://arisakadefense.com/light-mount/>> (Year: 2022).\*

\* cited by examiner

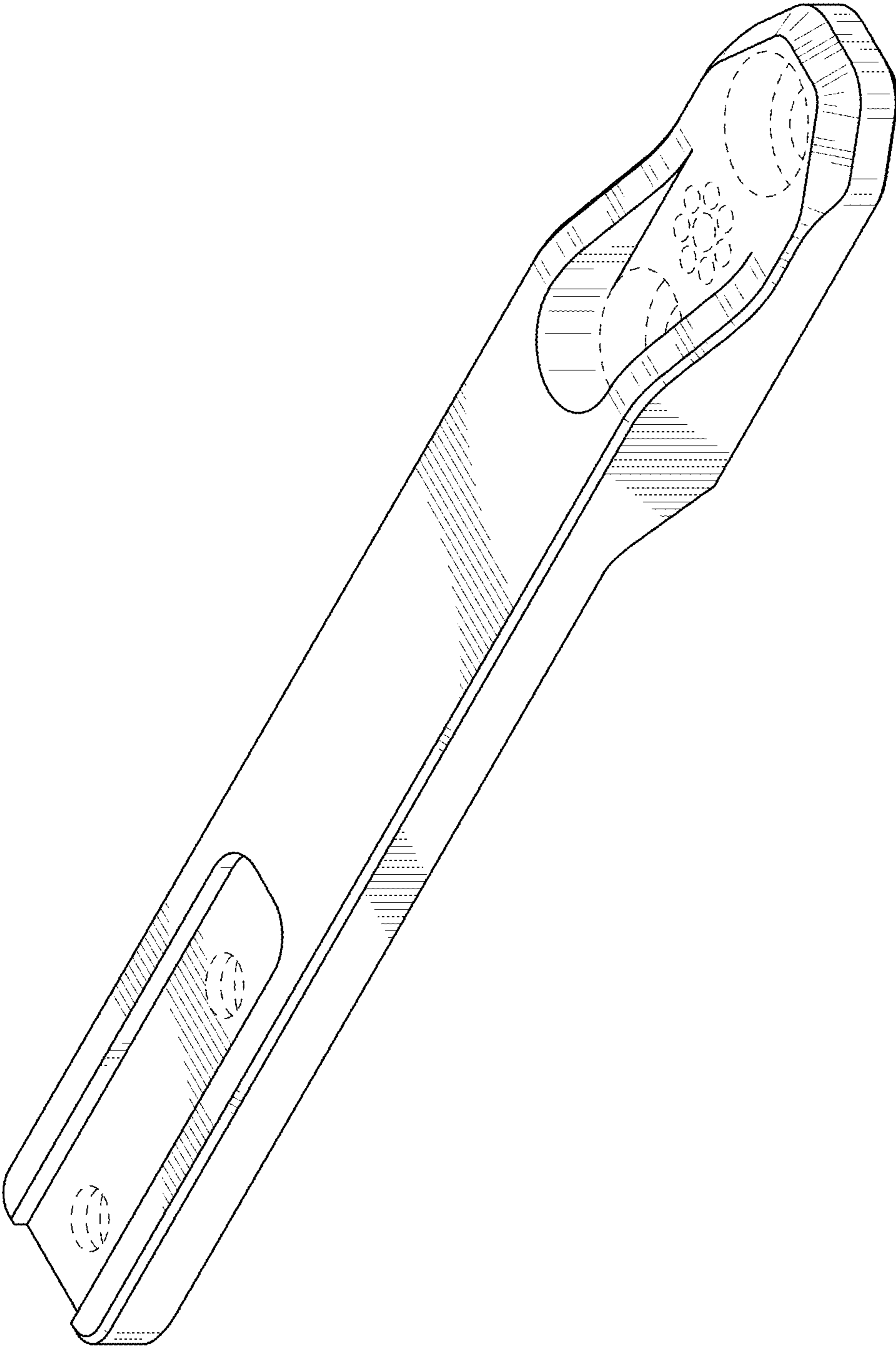


FIG. 1

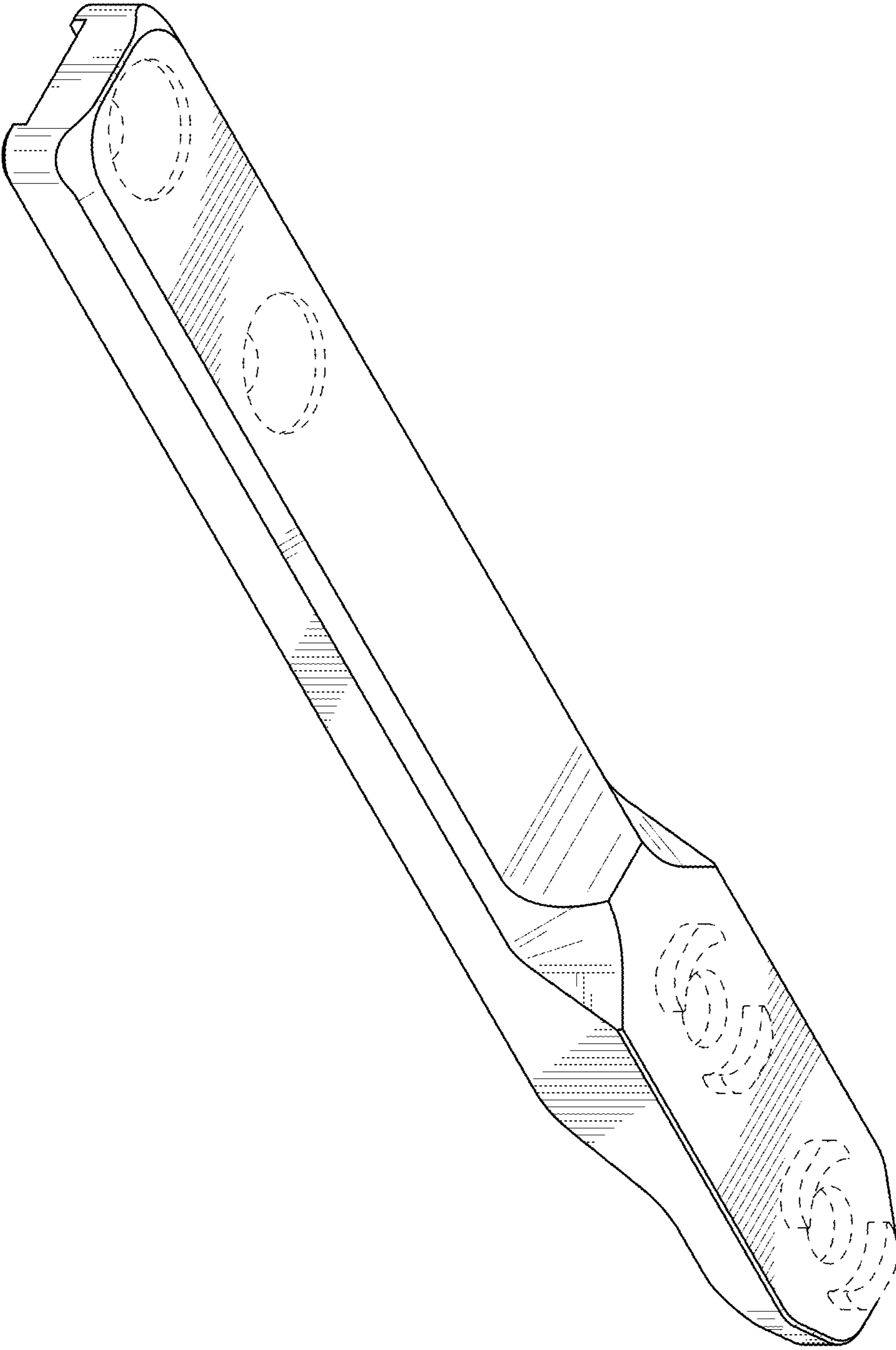


FIG. 2

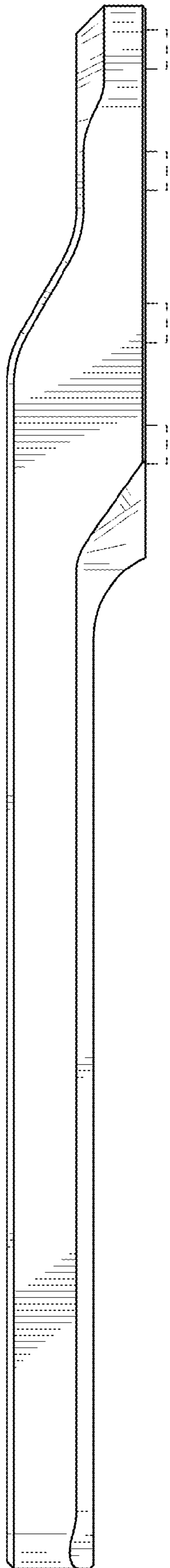


FIG. 3

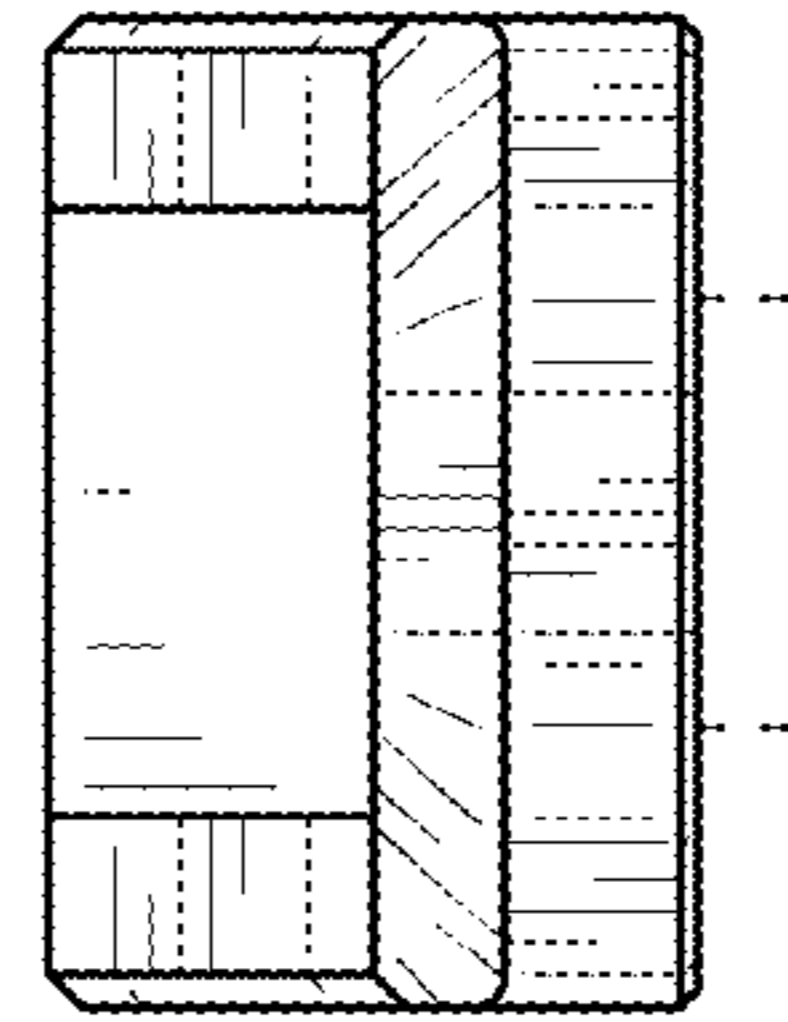


FIG. 4




FIG. 5

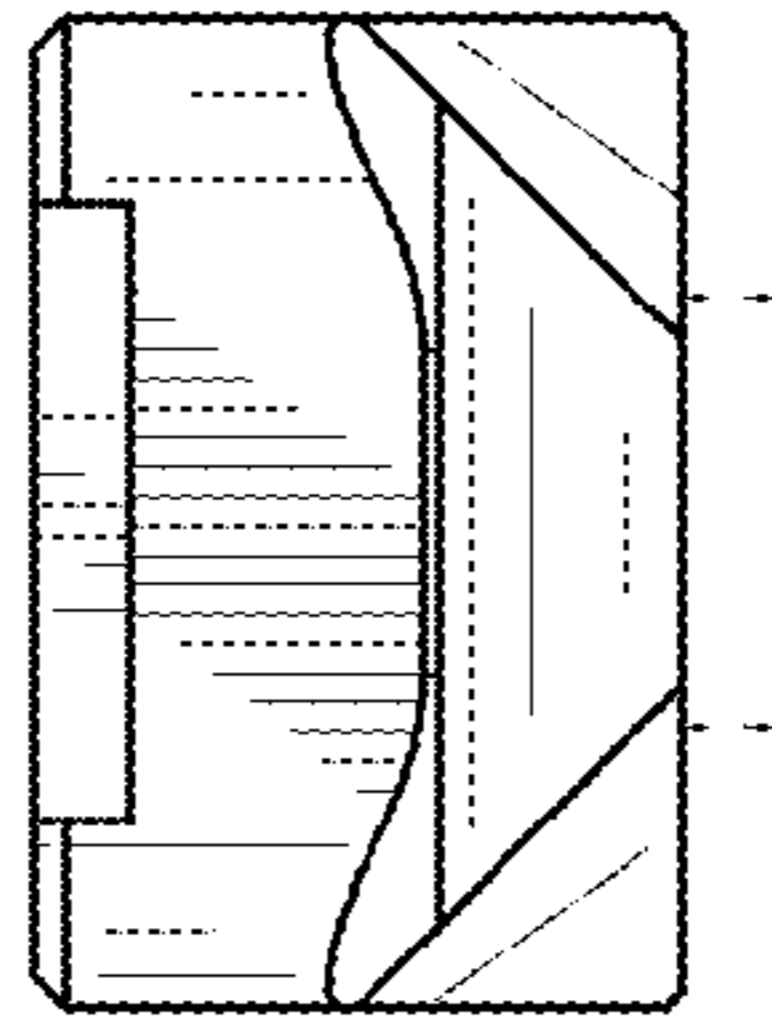


FIG. 6




FIG. 7

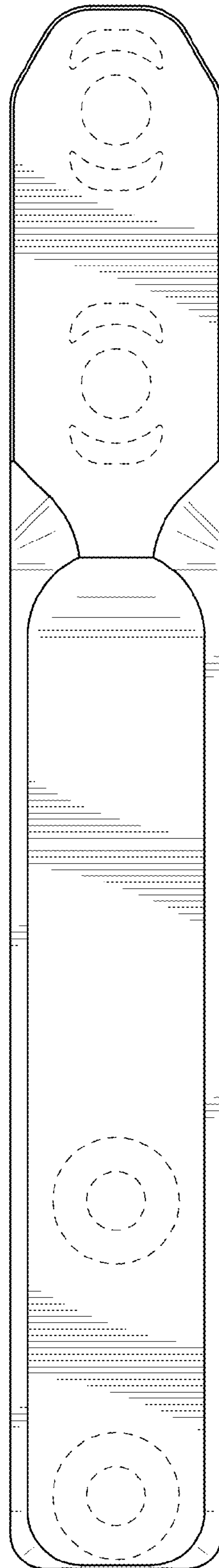


FIG. 8