



(12) **United States Design Patent**  
**Stoch**

(10) **Patent No.:** **US D949,240 S**  
(45) **Date of Patent:** **\*\* Apr. 19, 2022**

(54) **LABEL FOR DOSING CYCLE**

(71) Applicant: **Victoria Frederica Stoch,**  
Johannesburg (ZA)

(72) Inventor: **Victoria Frederica Stoch,**  
Johannesburg (ZA)

(\*\*) Term: **15 Years**

(21) Appl. No.: **29/718,763**

(22) Filed: **Dec. 27, 2019**

(30) **Foreign Application Priority Data**

Nov. 29, 2019 (ZA) ..... A2019/01736

(51) **LOC (13) Cl.** ..... **19-08**

(52) **U.S. Cl.**  
USPC ..... **D20/27**

(58) **Field of Classification Search**  
USPC ..... D3/201, 215, 247, 249; D10/46, 52,  
D10/104.1, 104.2, 109.1, 109.2;  
D19/1-12; D20/10, 11, 18, 19, 22-29,  
D20/42, 43, 49

CPC ..... G09F 1/00; G09F 1/02; G09F 3/00; G09F  
3/02; G09F 3/10; G09F 3/14; G09F  
3/0288; G09F 2003/0021; G09F  
2003/0208; G09F 2003/023; G09F  
2003/0225; G09F 2003/0257; G09F  
2003/0264; G09F 2003/0266; G09F  
2003/0267; G09F 2003/0269; G09F  
2003/0272; G09F 2003/0273; G09F  
2003/0279; B42D 15/00

See application file for complete search history.

(56) **References Cited**

**U.S. PATENT DOCUMENTS**

3,508,754 A \* 4/1970 Shorin ..... A63F 3/06  
273/139  
D235,279 S \* 6/1975 Schuman et al. .... D24/217

4,241,943 A \* 12/1980 Malinovitz ..... G07C 1/30  
283/102  
4,295,567 A \* 10/1981 Knudsen ..... A61J 1/035  
206/534  
4,389,963 A \* 6/1983 Pearson ..... A61J 7/04  
116/308  
4,537,312 A \* 8/1985 Intini ..... B65D 75/327  
206/531  
4,634,149 A \* 1/1987 Donovan ..... A63F 3/0665  
273/139  
4,752,087 A \* 6/1988 Weisbach ..... A61J 7/04  
206/102  
4,955,481 A \* 9/1990 Novinski ..... A61J 1/035  
206/534  
5,244,457 A \* 9/1993 Karami ..... A61F 13/0226  
602/43

(Continued)

*Primary Examiner* — Mary Ann Calabrese

*Assistant Examiner* — Catherine Ho

(74) *Attorney, Agent, or Firm* — Steven M. Shape;  
Dennemeyer & Associates, LLC

(57) **CLAIM**

The ornamental design for a label for dosing cycle, as shown and described.

**DESCRIPTION**

FIG. 1 is a front view of a label for dosing cycle embodying my new design;

FIG. 2 is a top perspective view of a label for dosing cycle shown in an environment of use;

FIG. 3 is an alternative top perspective view thereof;

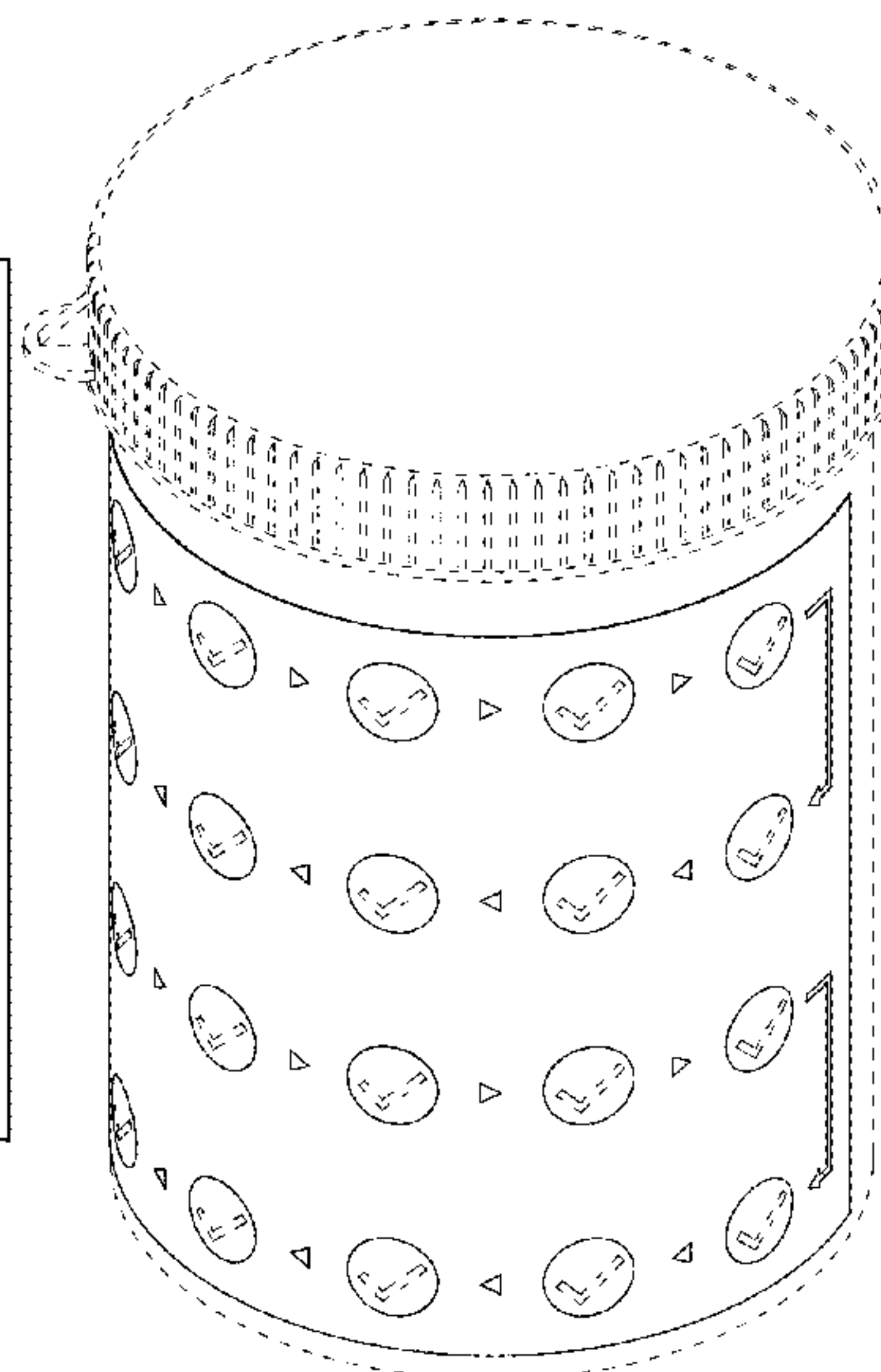
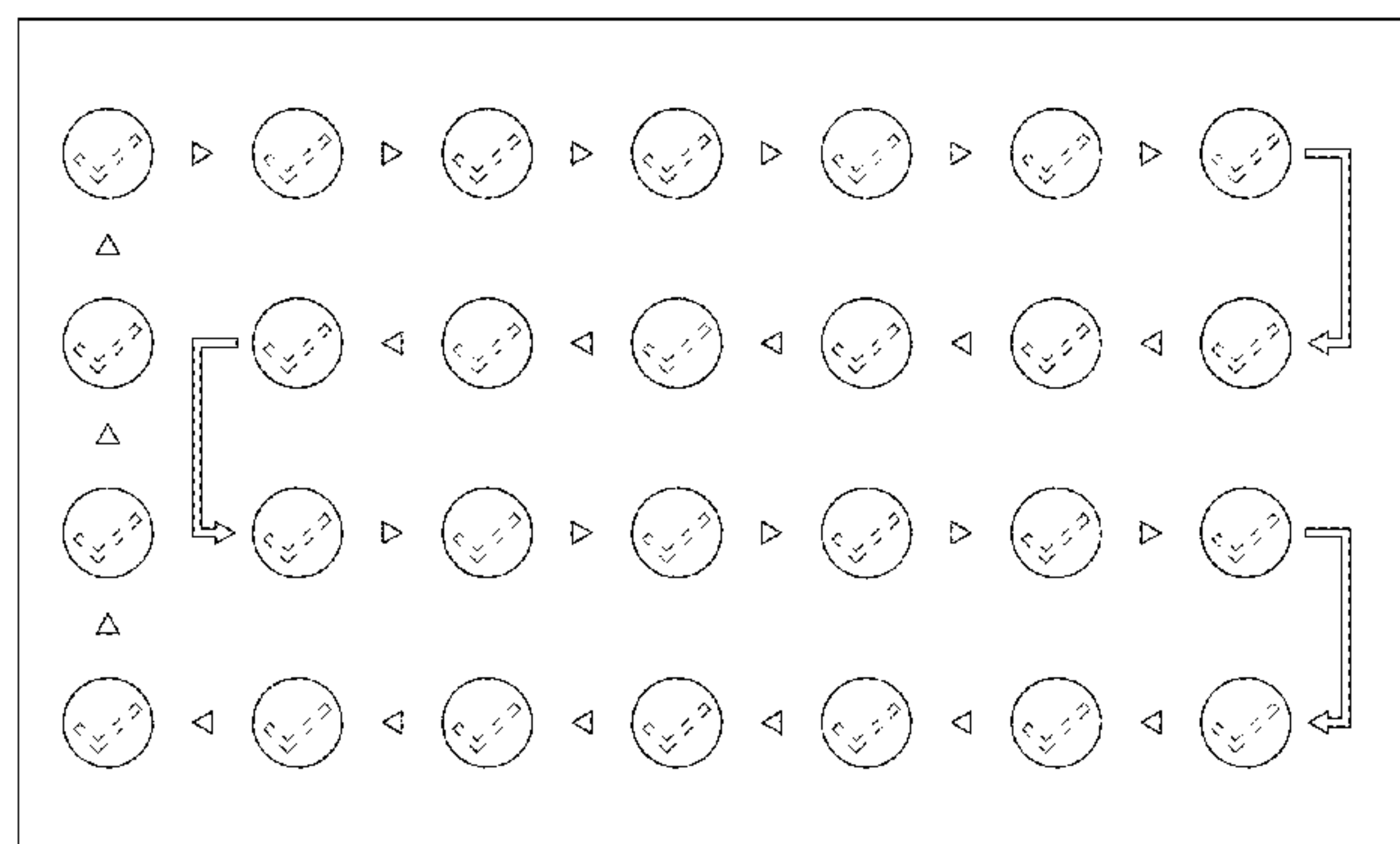
FIG. 4 is a front view thereof;

FIG. 5 is a right side view thereof; and,

FIG. 6 is a left side view thereof.

The broken lines shown in FIGS. 1-6 form no part of the claimed design. The broken lines within the circles illustrate an optional indication within each circle, as medication is removed, and forms no part of the claimed design.

**1 Claim, 6 Drawing Sheets**



(56)

**References Cited**

U.S. PATENT DOCUMENTS

5,492,675 A \* 2/1996 Brizard ..... A61L 9/01  
206/461  
5,632,731 A \* 5/1997 Patel ..... A61F 13/022  
602/47  
D411,253 S \* 6/1999 Wong ..... D20/27  
5,979,698 A \* 11/1999 Deal ..... A61J 7/04  
116/205  
D429,283 S \* 8/2000 Conley ..... D20/22  
6,279,759 B1 \* 8/2001 Weisbach ..... A61J 7/04  
211/71.01  
D506,510 S \* 6/2005 Yasuoka ..... D20/10  
7,032,535 B2 \* 4/2006 Halstead ..... G09F 3/10  
116/308  
D702,447 S \* 4/2014 Boyle ..... D5/61  
D776,823 S \* 1/2017 Duan-Arnold ..... D24/189  
D802,669 S \* 11/2017 Hassan ..... D20/12  
2006/0216451 A1 \* 9/2006 Weiner ..... B31D 1/021  
428/40.1

\* cited by examiner

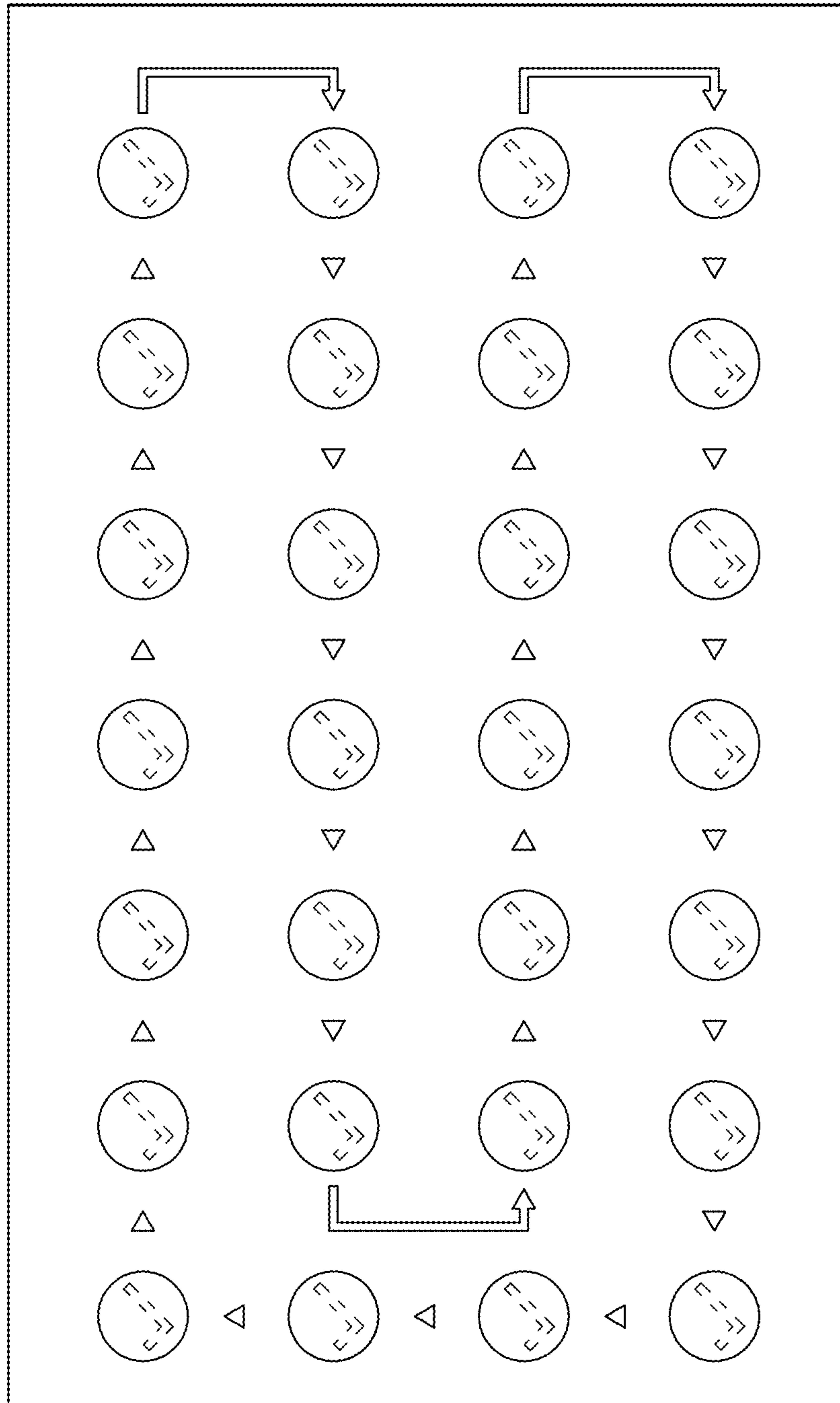


FIG. 1

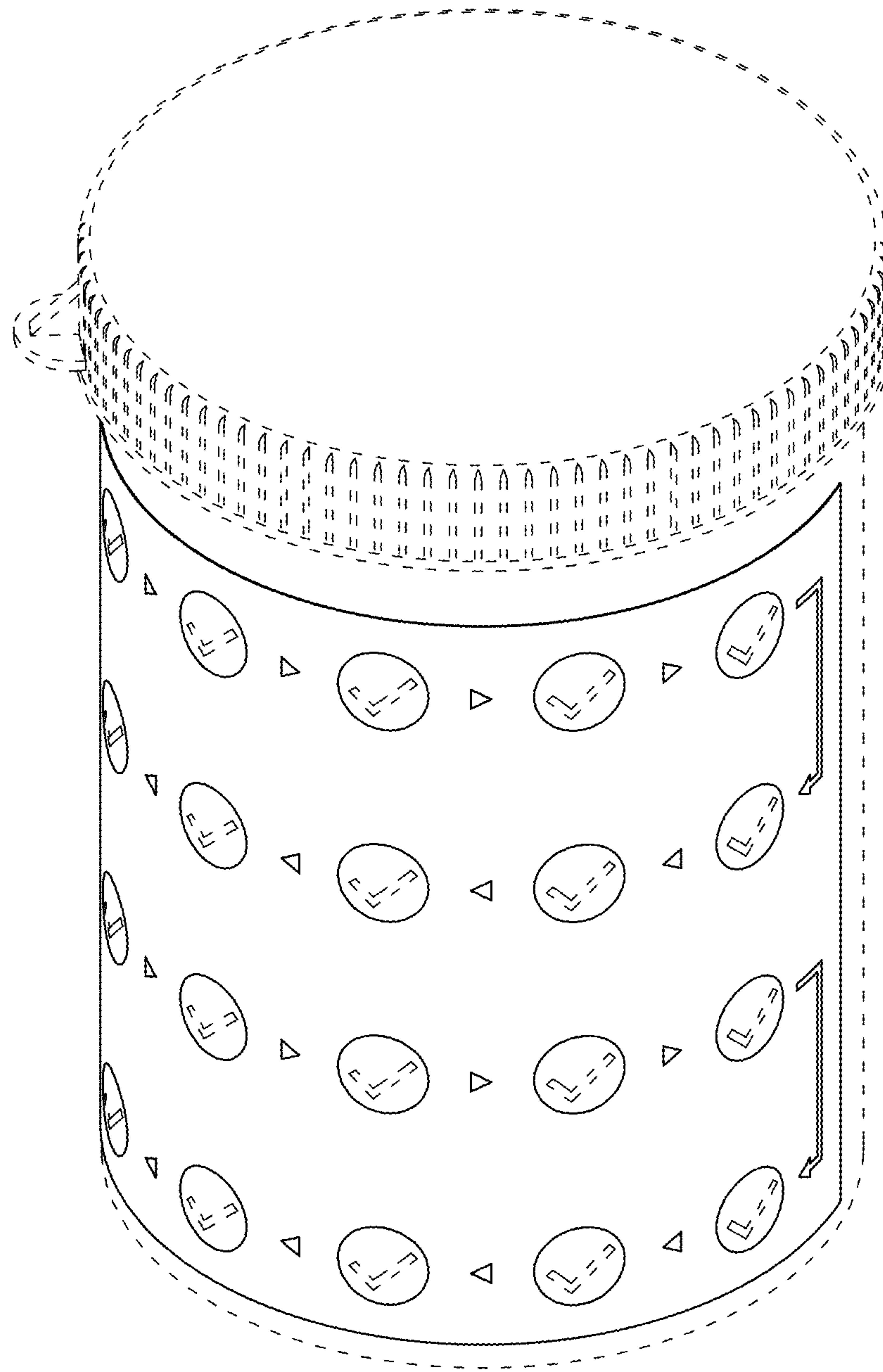


FIG. 2

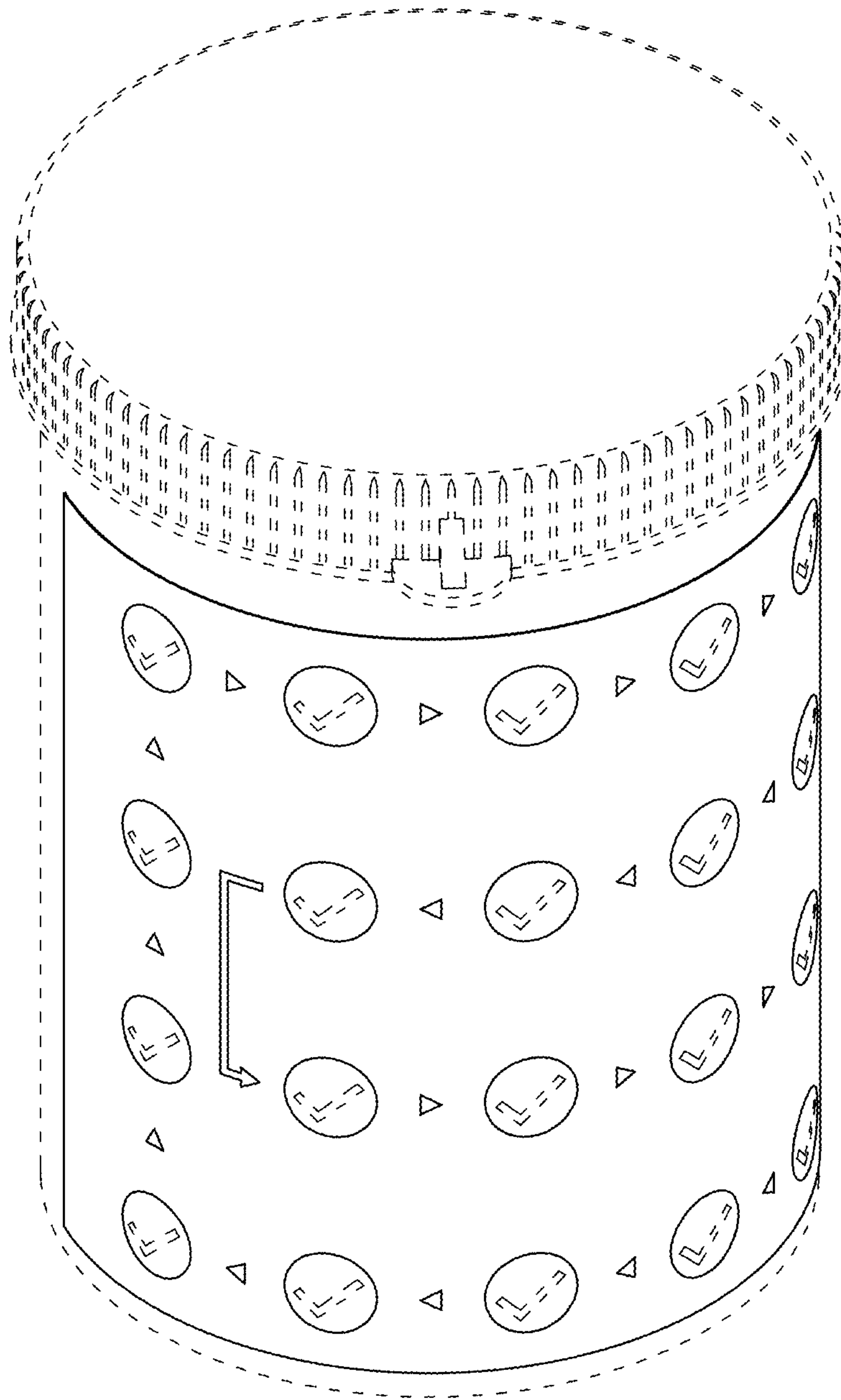


FIG. 3






FIG. 4

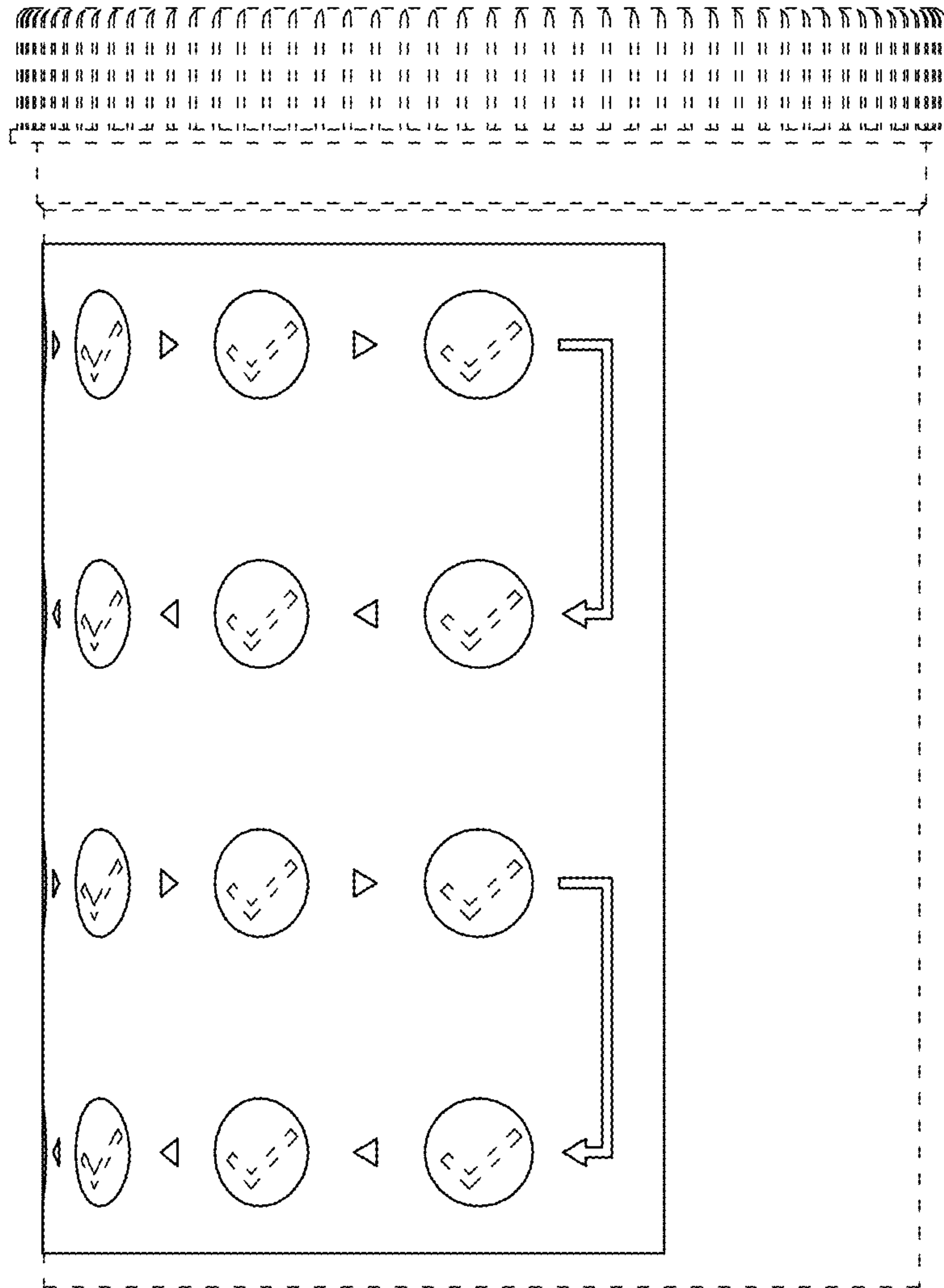


FIG. 5

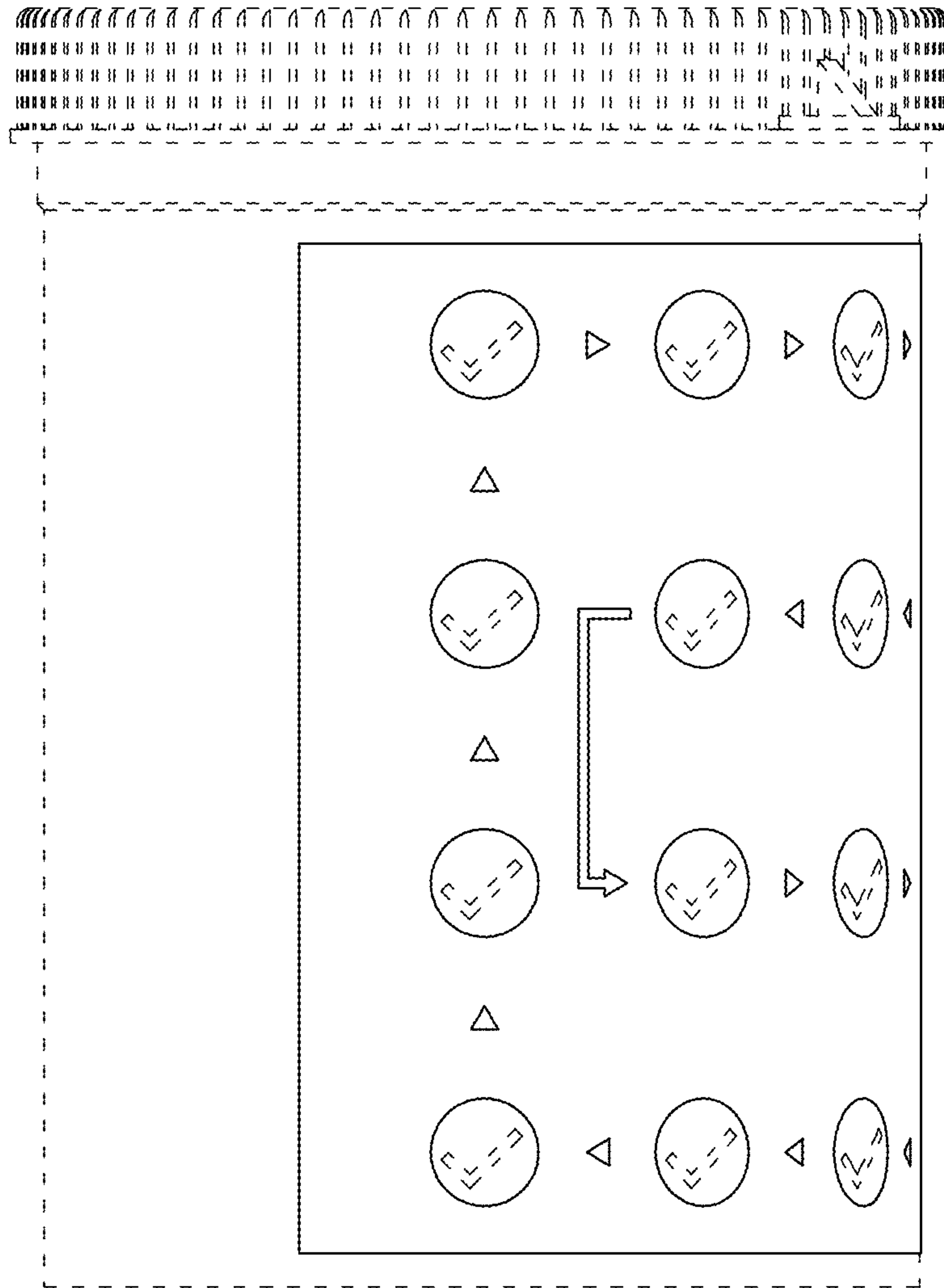


FIG. 6