



US00D949225S

(12) **United States Design Patent**
Lee

(10) **Patent No.:** **US D949,225 S**

(45) **Date of Patent:** **** Apr. 19, 2022**

(54) **CAR REARVIEW MONITOR**

(71) Applicant: **THINKWARE CORPORATION**,
Seongnam-si (KR)

(72) Inventor: **Hyunwoo Lee**, Seongnam-si (KR)

(73) Assignee: **Thinkware Corporation**, Seongnam-si
(KR)

(**) Term: **15 Years**

(21) Appl. No.: **29/695,291**

(22) Filed: **Jun. 18, 2019**

(30) **Foreign Application Priority Data**

Dec. 18, 2018 (KR) 30-2018-0059743

(51) **LOC (13) Cl.** **16-01**

(52) **U.S. Cl.**
USPC **D16/202**

(58) **Field of Classification Search**

USPC D14/125–137, 239, 314–316, 322, 326,
D14/334–336, 339–341, 371, 373, 374;
D16/200–208, 211, 216–219, 221, 230,
D16/237

CPC G06F 1/16; G06F 1/1601; G06F 1/1637;
H04N 5/64; H05K 5/0204; H05K 5/0017;
H05K 5/0217

See application file for complete search history.

(56) **References Cited**

U.S. PATENT DOCUMENTS

D270,063 S * 8/1983 Ackeret 40/513
D460,759 S * 7/2002 West D14/341
D465,492 S * 11/2002 Scribner D14/375
D510,919 S * 10/2005 Kubota D14/126
D524,308 S * 7/2006 Lai D14/341
D555,612 S * 11/2007 Sukenari D14/126
D589,510 S * 3/2009 Wada D14/331

D612,845 S * 3/2010 Morabito D14/341
D697,214 S * 1/2014 Rosenfeldt D24/186
D720,755 S * 1/2015 Nokuo D14/433
D778,857 S * 2/2017 Liu D14/126
D781,846 S * 3/2017 Hasegawa D14/341
D797,848 S * 9/2017 Tsuruoka D19/113

(Continued)

FOREIGN PATENT DOCUMENTS

JP D2004-3992 * 2/2005
JP D2009-7986 * 12/2009

(Continued)

Primary Examiner — Barbara Fox

Assistant Examiner — Aram Kwon

(74) *Attorney, Agent, or Firm* — Saliwanchik, Lloyd &
Eisenschenk

(57) **CLAIM**

The ornamental design for a car rearview monitor, as shown
and described.

DESCRIPTION

FIG. 1 is a front perspective view of a car rearview monitor
showing my new design;

FIG. 2 is a front elevation view thereof;

FIG. 3 is a rear elevation view thereof;

FIG. 4 is a left side elevation view thereof;

FIG. 5 is a right side elevation view thereof;

FIG. 6 is a top plan view thereof;

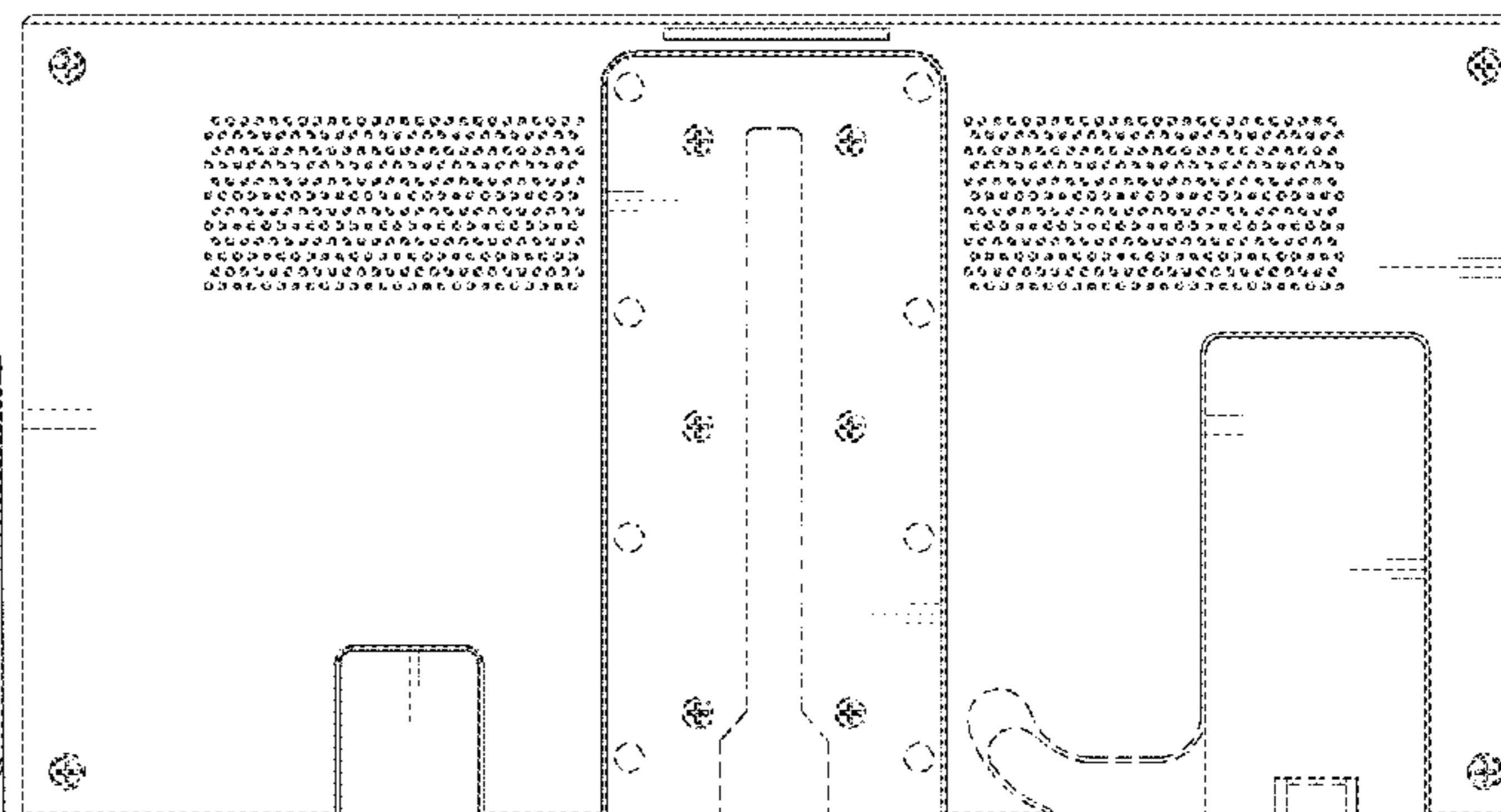
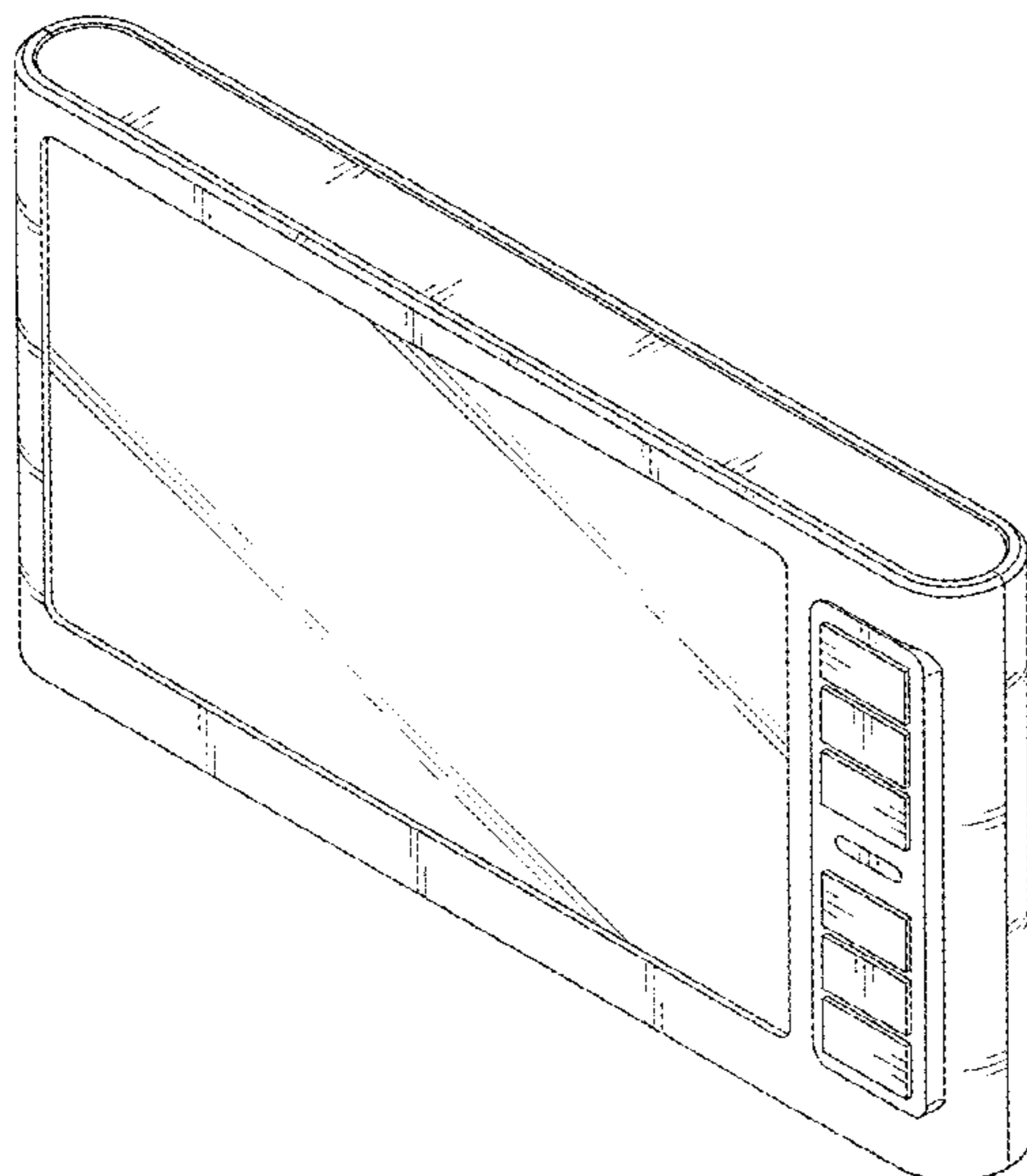
FIG. 7 is a bottom plan view thereof; and,

FIG. 8 is an enlarged view of a portion of the bottom of the
car rearview monitor.

The broken lines in the drawings depict portions of the car
rearview monitor that form no part of the claimed design.

The broken line showing within the U-shaped area and the
two rectangular areas on either side thereof in FIG. 7
comprise tight areas of broken lines and forms no part of the
claimed design.

1 Claim, 8 Drawing Sheets



(56)

References Cited

U.S. PATENT DOCUMENTS

D827,585	S	*	9/2018	Sato	D13/168
D840,356	S	*	2/2019	Sakamoto	D13/164
D849,741	S	*	5/2019	Wei	D14/336
D852,867	S	*	7/2019	Chang	D16/202
D862,301	S	*	10/2019	Kim	D12/126
D872,165	S	*	1/2020	Li	D16/230
D875,694	S	*	2/2020	Crees	D14/126

FOREIGN PATENT DOCUMENTS

JP	D2010-23907	*	7/2011
KR	3020180059743	*	9/2019

* cited by examiner

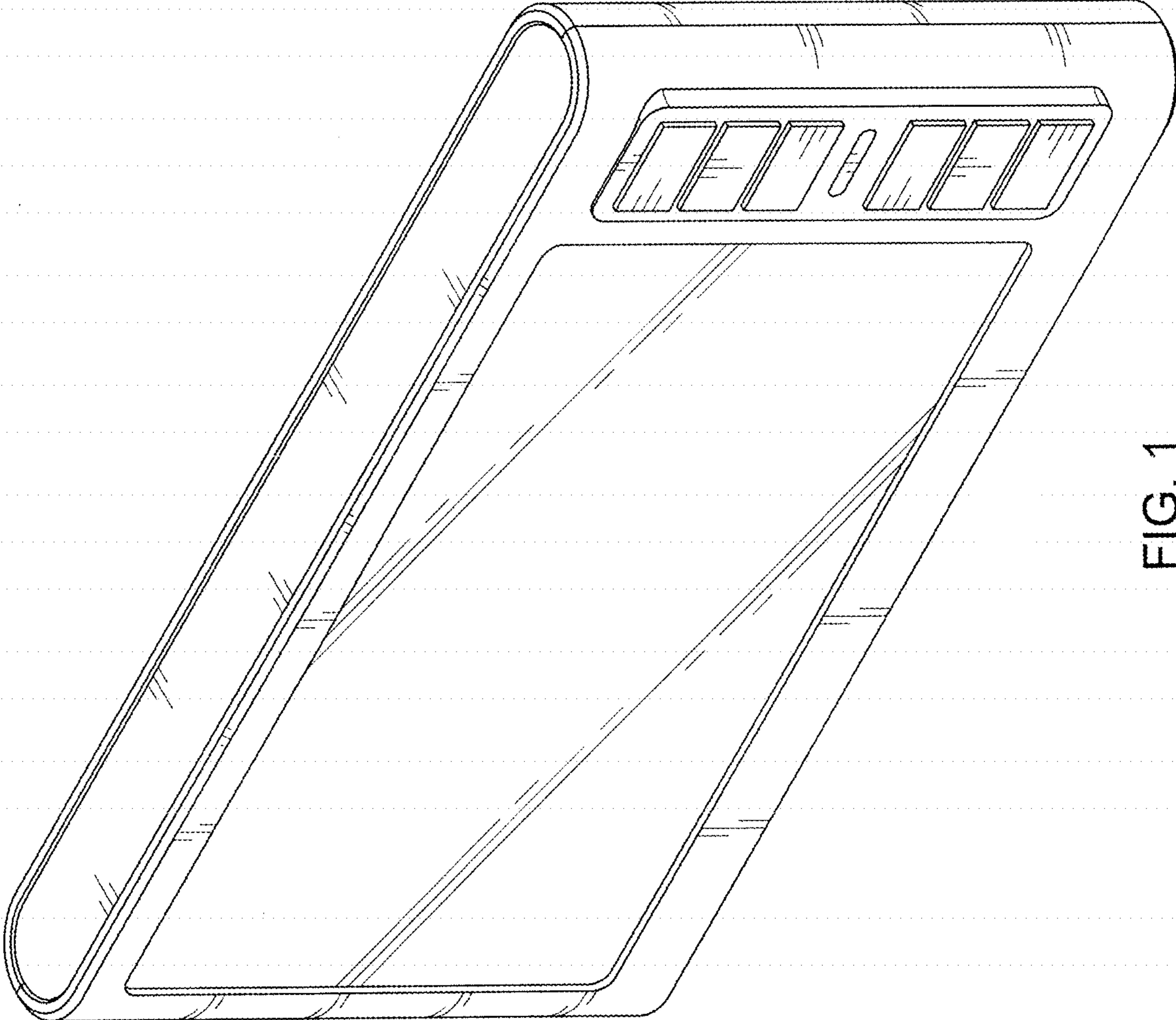


FIG. 1

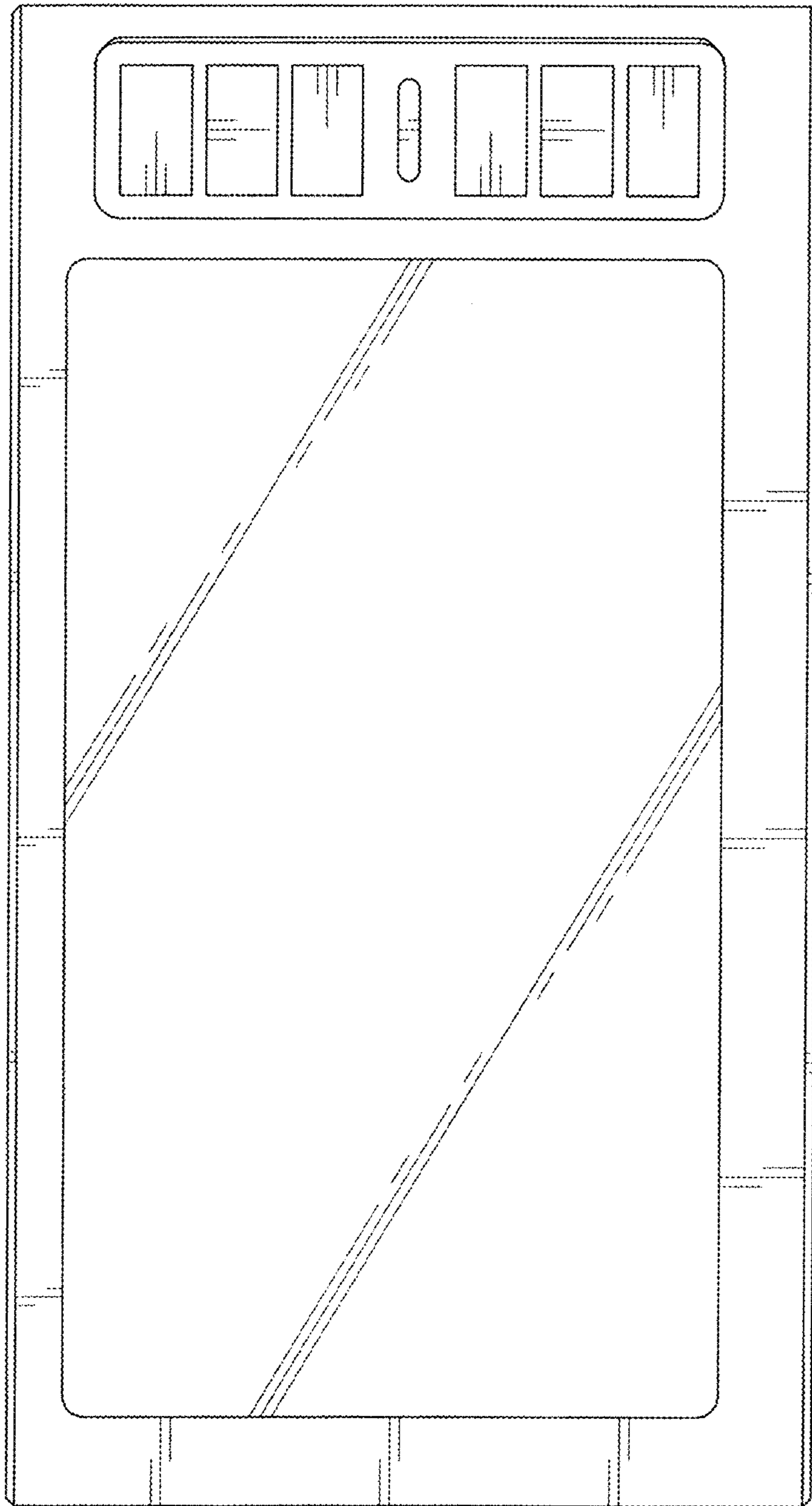


FIG. 2

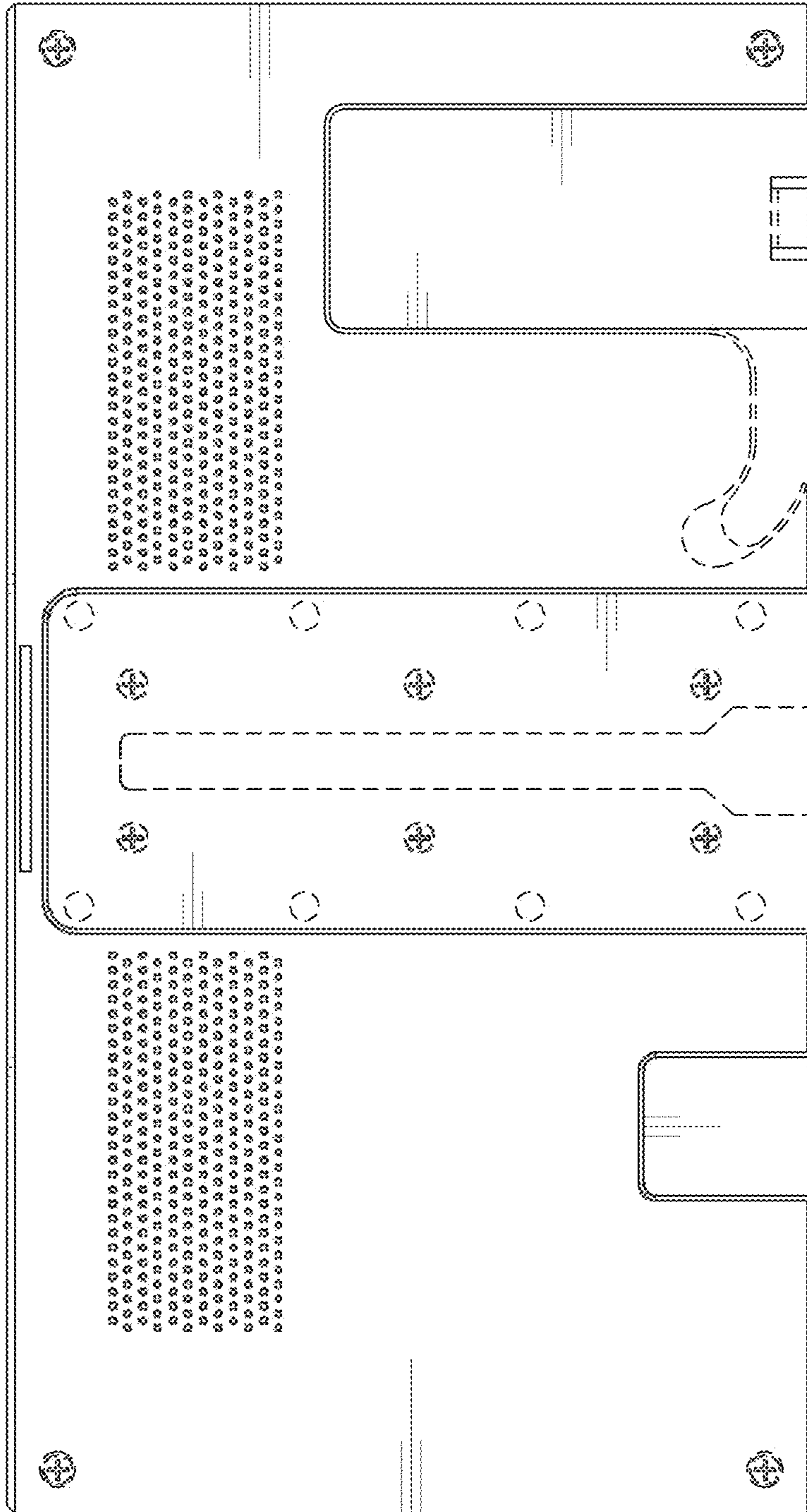


FIG. 3

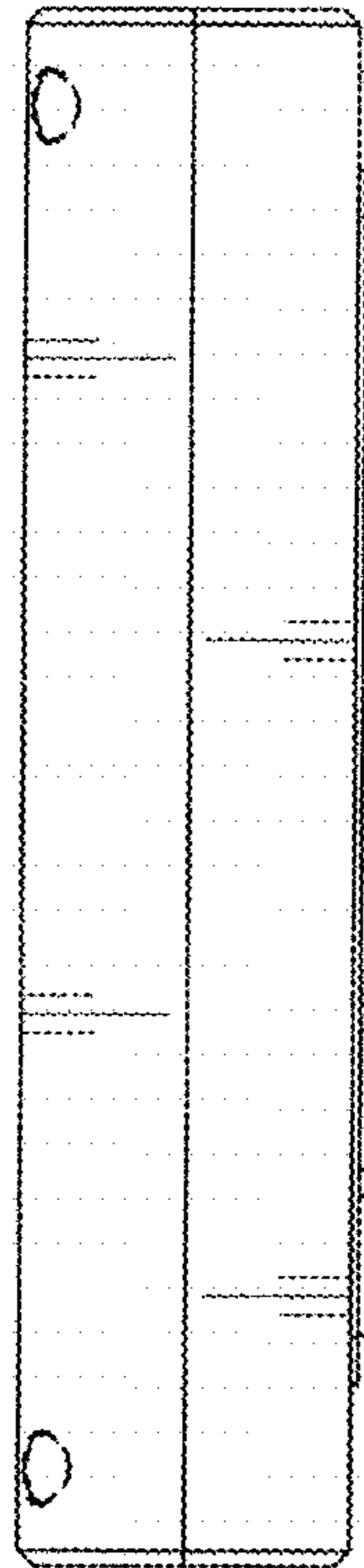


FIG. 4

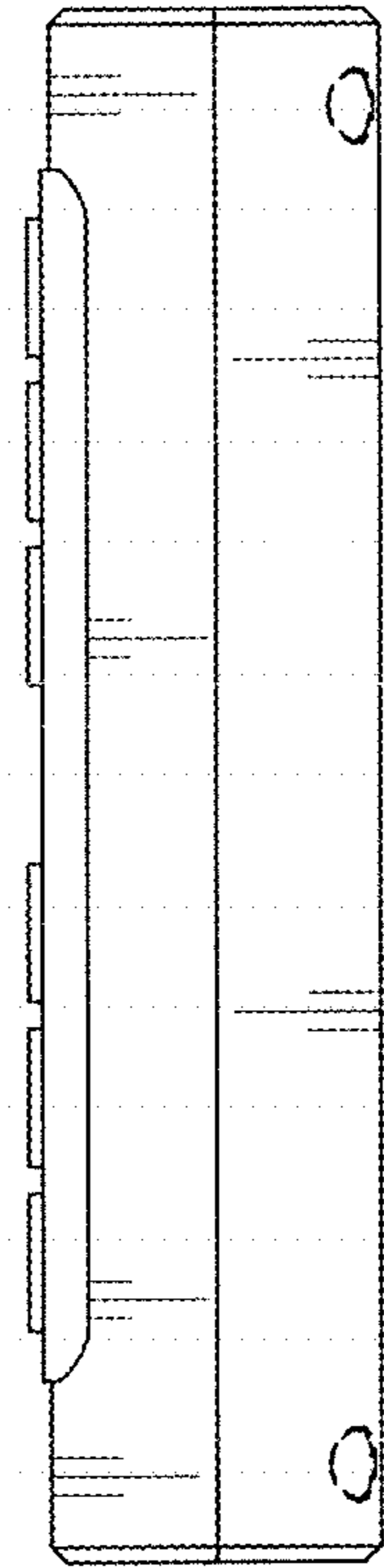


FIG. 5

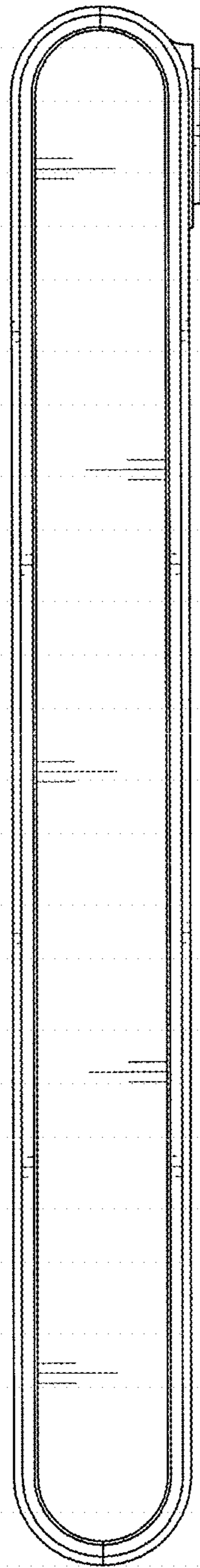


FIG. 6

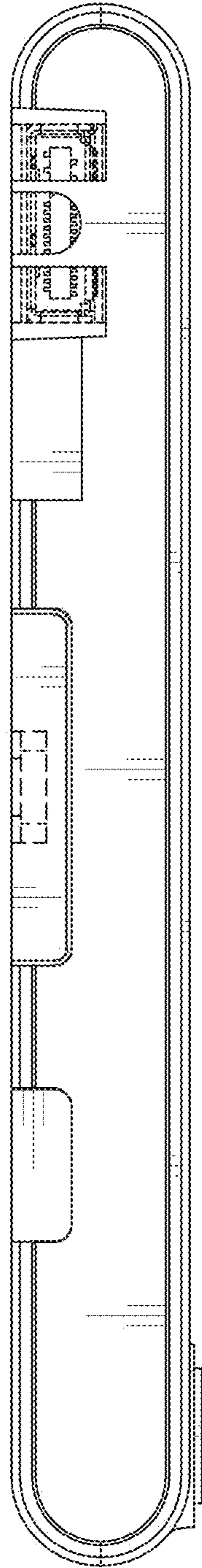


FIG. 7

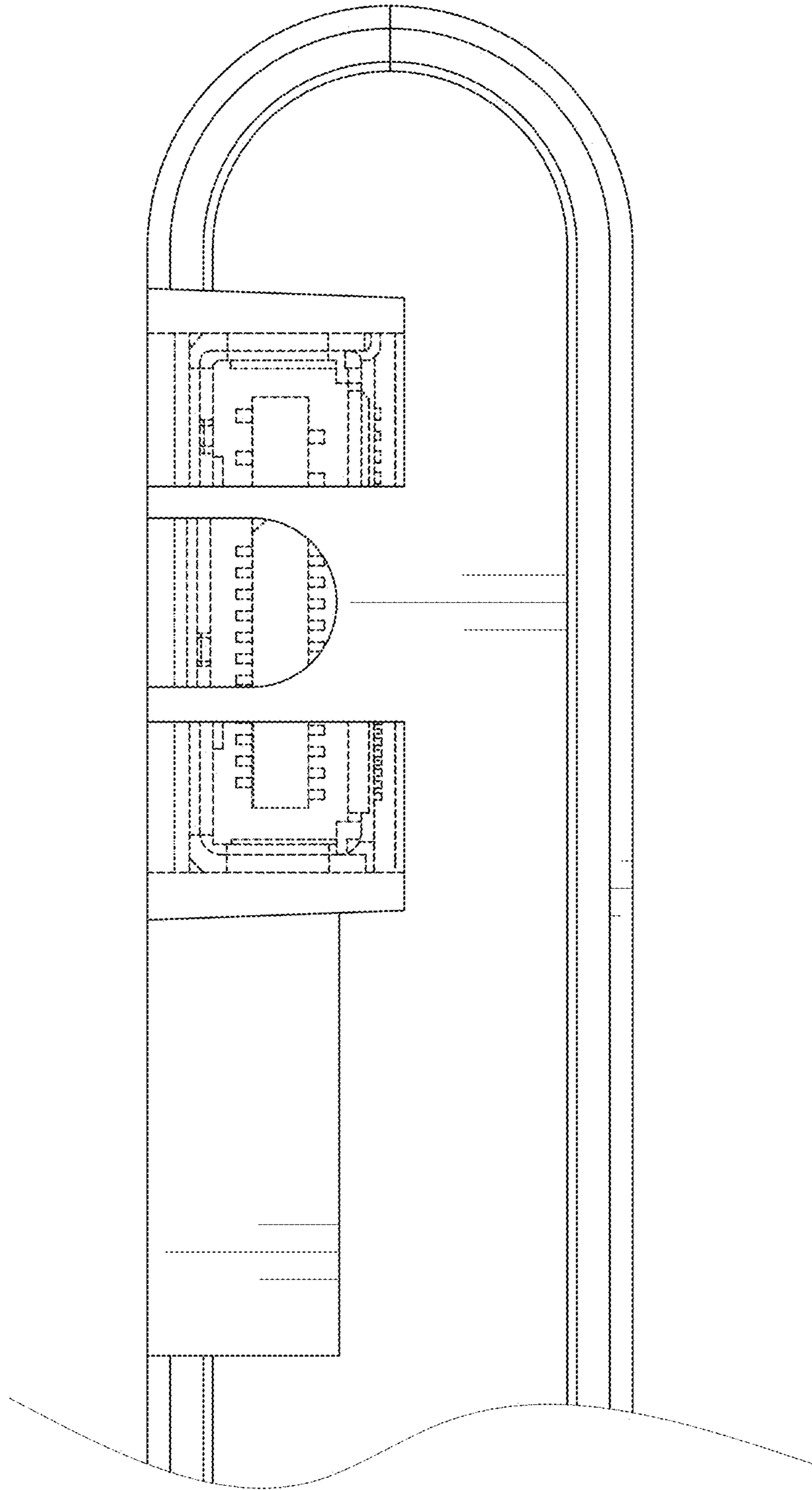


FIG. 8