



US00D949215S

(12) **United States Design Patent** (10) **Patent No.:** **US D949,215 S**
Rinne (45) **Date of Patent:** **** Apr. 19, 2022**

(54) **FLORAL PRESERVATION TEMPLATE**
(71) Applicant: **Teresa M. Rinne**, Hazelwood, MO (US)
(72) Inventor: **Teresa M. Rinne**, Hazelwood, MO (US)
(**) Term: **15 Years**
(21) Appl. No.: **29/726,595**
(22) Filed: **Mar. 4, 2020**
(51) **LOC (13) Cl.** **15-09**
(52) **U.S. Cl.**
USPC **D15/123**
(58) **Field of Classification Search**
USPC D15/123, 136, 138
CPC A01N 3/00; F26B 3/347; F26B 9/04
See application file for complete search history.

D639,682 S * 6/2011 Kozina B27F 5/12
D10/64
D661,208 S * 6/2012 Ranzau D10/64
D665,678 S * 8/2012 Ranzau D10/64
D674,713 S * 1/2013 Ranzau D10/64
D729,873 S * 5/2015 Breuker D19/37
D825,175 S * 8/2018 Durbin D3/26
10,232,659 B2 * 3/2019 Bissot B42D 1/007
D937,106 S * 11/2021 Noterman D10/64
2010/0025438 A1 * 2/2010 Ranzau A41D 25/08
223/46
2018/0050552 A1 * 2/2018 Bissot B42D 3/10

FOREIGN PATENT DOCUMENTS

WO 96/25637 8/1996

OTHER PUBLICATIONS

www.amazon.com_Floral-Preservation-Kit-Preserving-ScrapbookingNPL.pdf (Year: 2021).*
Youtube.com/results/search_query=microfleur+flower+press, printed from the internet Mar. 2, 2020.

(56) **References Cited**

U.S. PATENT DOCUMENTS

D163,411 S * 5/1951 Picken D10/64
3,852,891 A * 12/1974 Stephan F26B 9/003
34/95
D251,059 S * 2/1979 Montell D10/64
D292,495 S * 10/1987 Eisenhauer D10/64
5,230,767 A * 7/1993 Taylor A01N 3/00
100/297
5,948,311 A 9/1999 Beecroft et al.
6,237,245 B1 5/2001 Lunan
6,381,869 B1 5/2002 Lunan
6,508,013 B1 * 1/2003 Okazaki A01N 3/00
219/762
7,007,405 B2 * 3/2006 Hajek F26B 3/347
34/259
D523,879 S * 6/2006 Siemers D15/123
D615,291 S * 5/2010 Ranzau D3/26
D615,746 S * 5/2010 Ranzau D3/26

* cited by examiner

Primary Examiner — Patricia A Palasik

(74) *Attorney, Agent, or Firm* — Grace J. Fishel


(57) **CLAIM**

The ornamental design for a floral preservation template, as shown and described.

DESCRIPTION

FIG. 1 is a top view of a floral preservation template showing my new design, the bottom view being a mirror image; and, FIG. 2 is a side view thereof, each side being identical.

1 Claim, 2 Drawing Sheets






FIG. 1

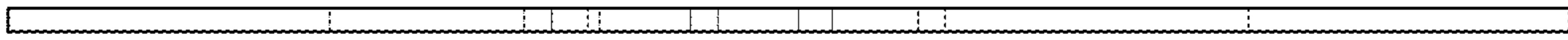


FIG. 2