



US00D949137S

(12) **United States Design Patent**
Hutchinson et al.

(10) **Patent No.:** **US D949,137 S**

(45) **Date of Patent:** **** Apr. 19, 2022**

- (54) **COVER FOR A MOBILE PHONE**
- (71) Applicant: **MEDWAY PLASTICS CORPORATION**, Long Beach, CA (US)
- (72) Inventors: **Richard E. Hutchinson**, Lakewood, CA (US); **Thomas A. Hutchinson**, Coto De Caza, CA (US); **Gerald A. Hutchinson**, Austin, TX (US); **Steven J. Weaver**, Long Beach, CA (US)
- (73) Assignee: **Medway Plastics Corporation**, Long Beach, CA (US)
- (**) Term: **15 Years**
- (21) Appl. No.: **29/648,184**
- (22) Filed: **May 18, 2018**
- (51) **LOC (13) Cl.** **14-03**
- (52) **U.S. Cl.**
USPC **D14/250**
- (58) **Field of Classification Search**
USPC D14/203.3–203.7, 439, 251–253, 447, D14/217, 240, 238.1, 250, 440, 248; D13/107–108, 103, 119; D3/201, 218, D3/247, 249, 269, 273, 301, 303
CPC . H04B 1/3888; A45C 13/02; A45C 2011/002; A45C 1/06; A45C 11/00; A45F 2005/026; A45F 2200/0525; A45F 2200/0516; H04M 1/0283; H04M 1/0202
See application file for complete search history.

(56) **References Cited**

U.S. PATENT DOCUMENTS

- D638,828 S * 5/2011 Melanson D14/250
- D638,829 S * 5/2011 Melanson D14/250
- D647,517 S * 10/2011 Fathollahi D14/250
- D662,925 S * 7/2012 Mayberry D14/250
- D673,543 S * 1/2013 Melanson D14/250

- D673,545 S * 1/2013 Magness D14/250
- D673,552 S * 1/2013 Weller D14/250
- D673,553 S * 1/2013 Weller D14/250
- D681,623 S * 5/2013 Chang D14/250
- D683,723 S * 6/2013 Murchison D14/250
- D688,233 S * 8/2013 Dong D14/250
- D698,343 S * 1/2014 Chang D14/250
- D702,672 S * 4/2014 Mather D14/250
- D703,648 S * 4/2014 Magness D14/250
- D709,063 S * 7/2014 Chang D14/250
- D709,064 S * 7/2014 Chang D14/250

(Continued)

Primary Examiner — Carla J Wright

(74) *Attorney, Agent, or Firm* — Knobbe, Martens, Olson & Bear, LLP

(57) **CLAIM**

The ornamental design for a cover for a mobile phone, as shown and described.

DESCRIPTION

FIG. 1 is a front, left-side, and top perspective view of a cover for a mobile phone showing our new design.

FIG. 2 is a back, right-side, and bottom perspective view of the cover for a mobile phone of FIG. 1.

FIG. 3 is a front view of the cover for a mobile phone of FIG. 1.

FIG. 4 is a back view of the cover for a mobile phone of FIG. 1.

FIG. 5 is a right-side view of the cover for a mobile phone of FIG. 1.

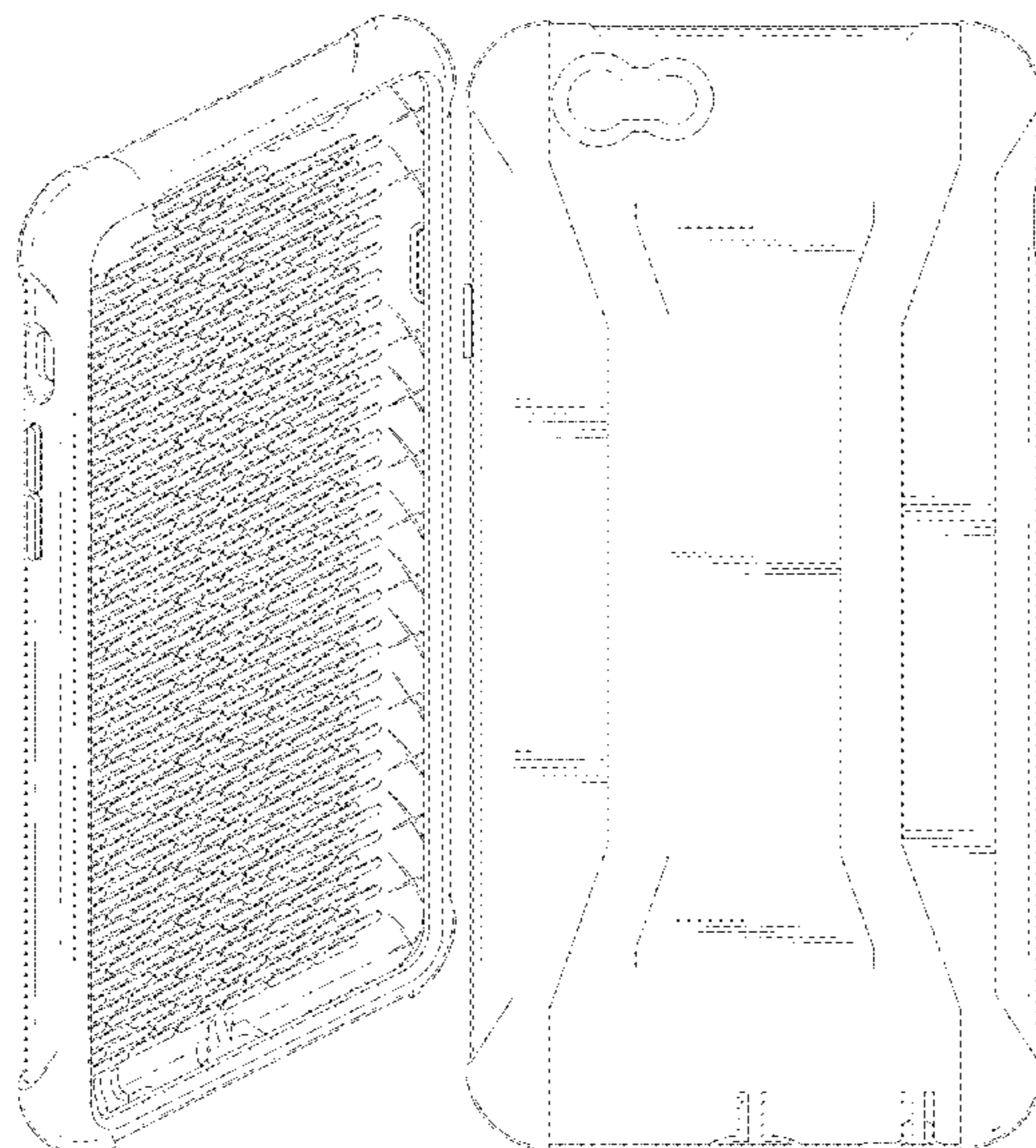
FIG. 6 is a left-side view of the cover for a mobile phone of FIG. 1.

FIG. 7 is a bottom view of the cover for a mobile phone of FIG. 1.

FIG. 8 is a top view of the cover for a mobile phone of FIG. 1; and,

FIG. 9 is a cross-sectional view of the cover for a mobile phone of FIG. 1 taken in the direction of line 9-9 of FIG. 3.

1 Claim, 6 Drawing Sheets



(56)

References Cited

U.S. PATENT DOCUMENTS

D712,386	S *	9/2014	Lu	D14/250
D717,781	S *	11/2014	Kim	D14/250
D718,289	S *	11/2014	Brand	D14/250
D718,756	S *	12/2014	Barfoot	D14/250
D718,759	S *	12/2014	Barfoot	D14/250
D719,946	S *	12/2014	Chiang	D14/250
D721,358	S *	1/2015	Pickett	D14/250
D726,170	S *	4/2015	Ng	D14/250
D737,262	S *	8/2015	Jia	D14/250
D761,780	S *	7/2016	Nguyen	D14/250
D763,840	S *	8/2016	Hwang	D14/250
D766,226	S *	9/2016	Wu	D14/250
D787,497	S *	5/2017	Friedland	D14/250
D789,347	S *	6/2017	Zamudio	D14/250
D793,380	S *	8/2017	Ballou	D14/250
D808,371	S *	1/2018	Kim	D14/250
D808,372	S *	1/2018	Brown	D14/250
10,608,690	B2 *	3/2020	Hutchinson	H04M 1/185
2019/0372615	A1 *	12/2019	Hutchinson	H04M 1/185
2020/0228154	A1 *	7/2020	Hutchinson	H04B 1/3888

* cited by examiner

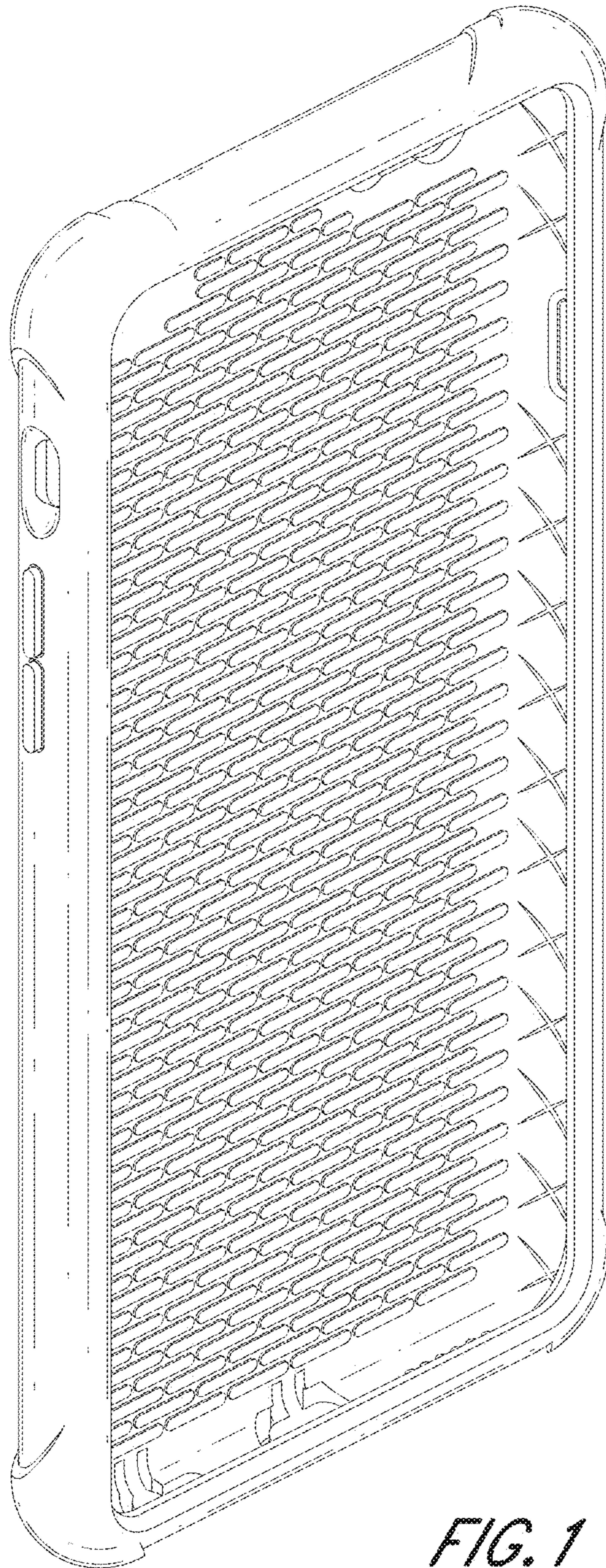


FIG. 1

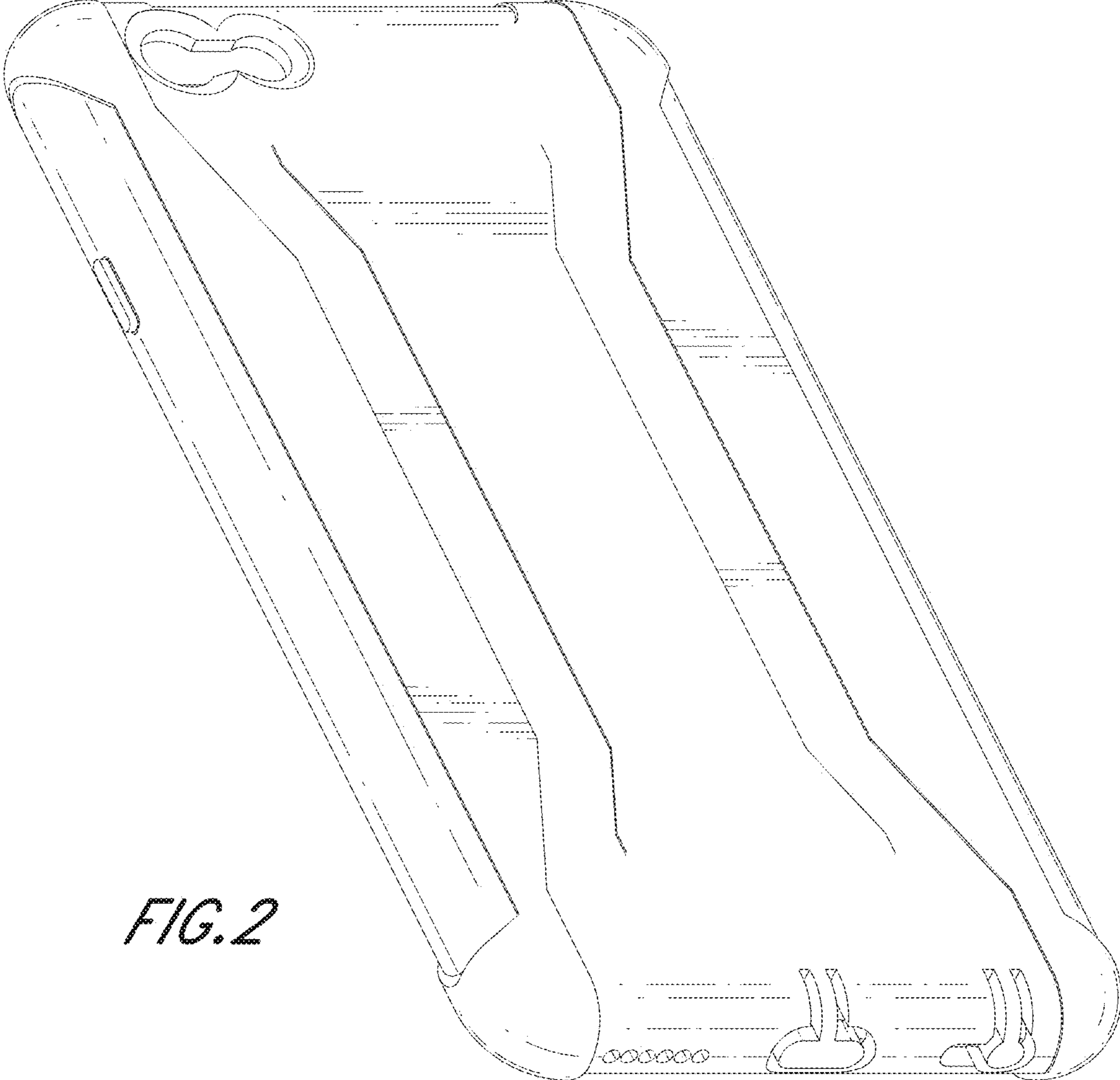


FIG. 2

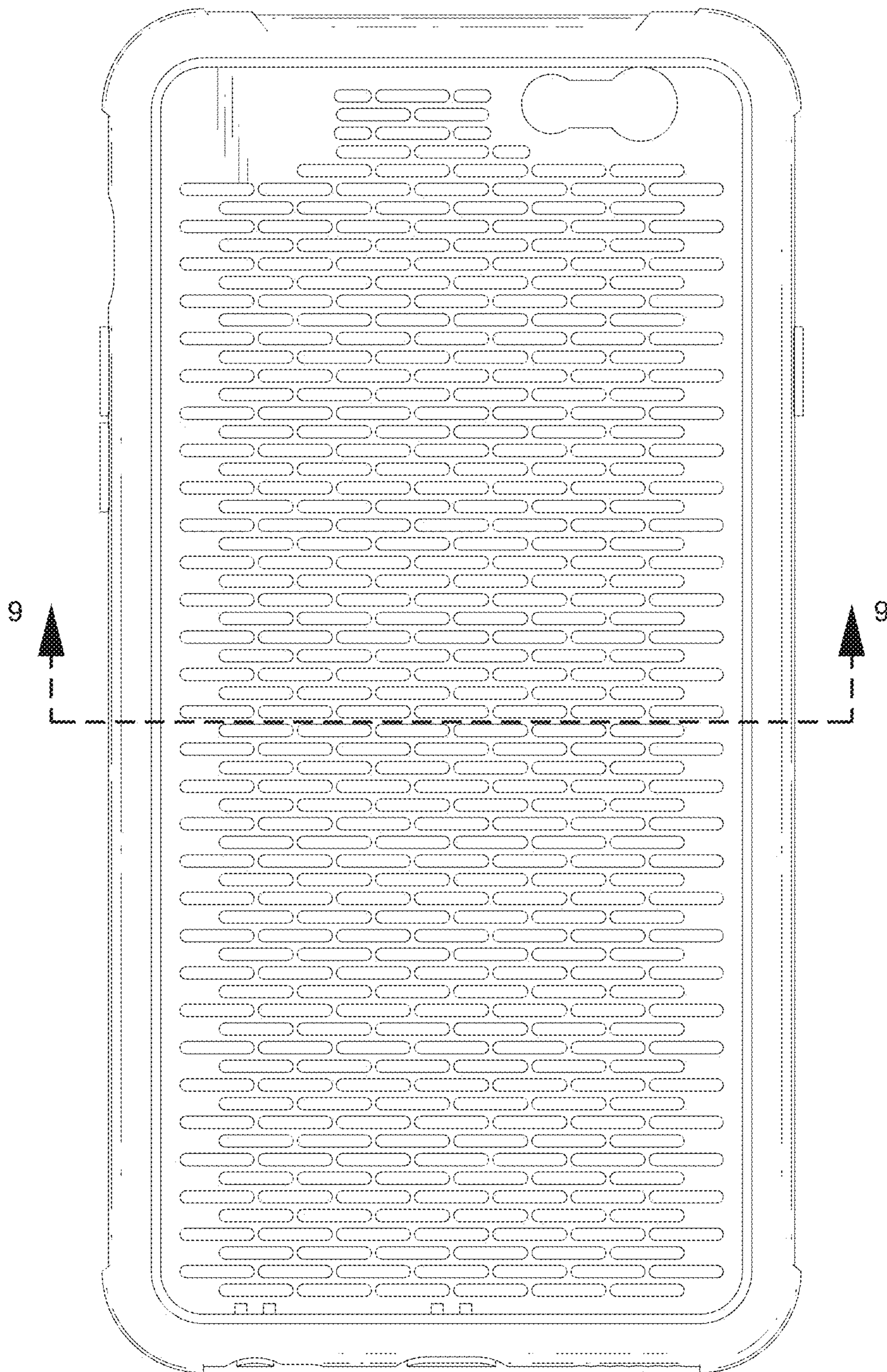


FIG. 3

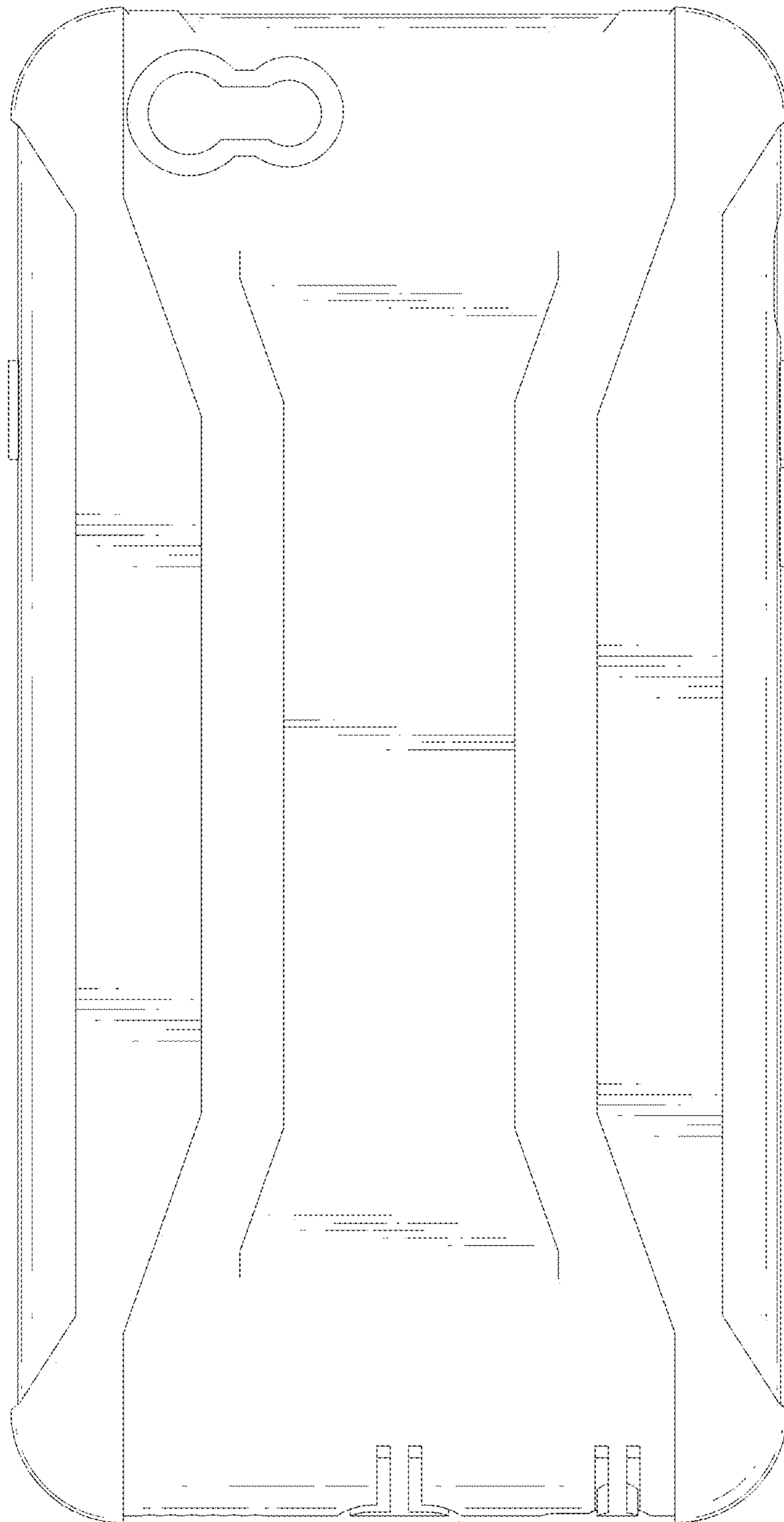


FIG. 4




FIG. 5




FIG. 6




FIG. 7

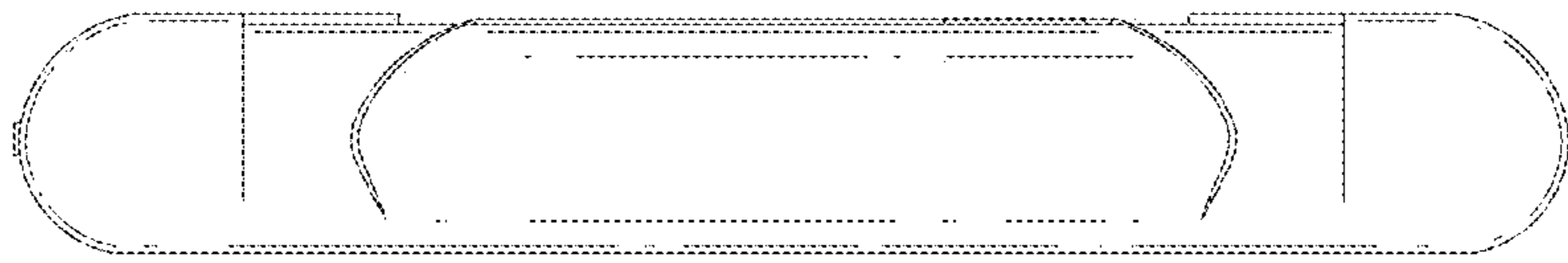


FIG. 8

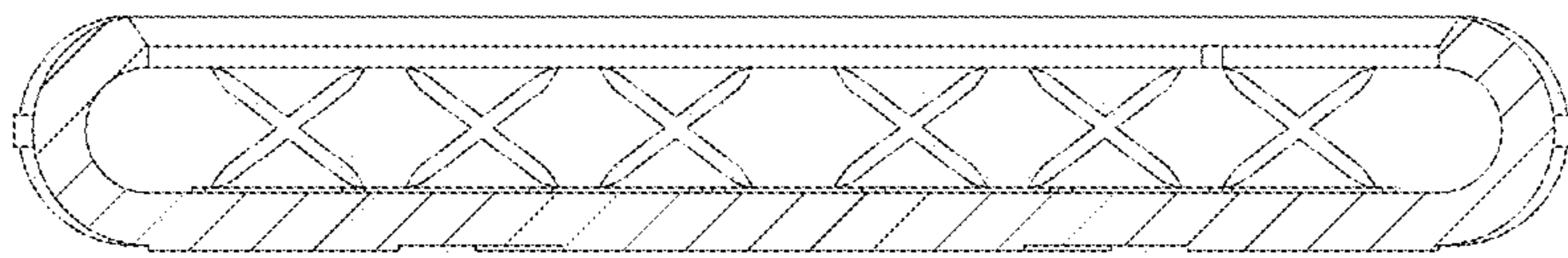


FIG. 9