



US00D949113S

(12) **United States Design Patent**  
**Dai**

(10) **Patent No.:** **US D949,113 S**

(45) **Date of Patent:** **\*\* Apr. 19, 2022**

- (54) **HOUSING OF CONTROL BOX**
- (71) Applicant: **SHANGHAI SENSETIME INTELLIGENT TECHNOLOGY CO., LTD.**, Shanghai (CN)
- (72) Inventor: **Chaojin Dai**, Shanghai (CN)
- (73) Assignee: **SHANGHAI SENSETIME INTELLIGENT TECHNOLOGY CO., LTD.**, Shanghai (CN)
- (\*\*) Term: **15 Years**
- (21) Appl. No.: **29/733,210**
- (22) Filed: **Apr. 30, 2020**
- (30) **Foreign Application Priority Data**  
Nov. 6, 2019 (CN) ..... 201930608098.2
- (51) **LOC (13) Cl.** ..... **13-03**
- (52) **U.S. Cl.**  
USPC ..... **D13/158**; D13/184
- (58) **Field of Classification Search**  
USPC ..... D13/110, 123, 152, 162, 162.1, 184  
CPC ..... H01R 13/514; H01R 13/639; H05K 5/00;  
H05K 5/0021; H05K 5/0026; H05K 5/03;  
H05K 5/04; H05K 5/06; H05K 7/1462;  
H05K 7/1472; B25J 13/06  
See application file for complete search history.

- (56) **References Cited**  
**U.S. PATENT DOCUMENTS**  
3,734,342 A \* 5/1973 Patterson ..... H02G 3/081  
220/3.94  
3,937,352 A \* 2/1976 Kalous ..... H02G 3/14  
220/3.94  
D476,298 S \* 6/2003 Lee ..... D13/184  
D481,379 S \* 10/2003 Nagai ..... D14/240  
7,546,019 B1 \* 6/2009 Belcher ..... G02B 6/4471  
385/134

- D783,537 S \* 4/2017 Skov ..... D13/147
- D785,574 S \* 5/2017 Wu ..... D13/162
- D840,949 S \* 2/2019 Lorentz ..... D13/158
- D879,040 S \* 3/2020 Moule ..... D13/133
- D883,208 S \* 5/2020 Dong ..... D13/110
- D894,843 S \* 9/2020 Shen ..... D13/158
- D924,815 S \* 7/2021 Yu ..... D13/158
- D924,816 S \* 7/2021 Yu ..... D13/158
- 2006/0262512 A1 \* 11/2006 Klein ..... H05K 5/0021  
361/800
- 2018/0103536 A1 \* 4/2018 Pickering ..... H05K 1/0263
- 2020/0269447 A1 \* 8/2020 Simkins ..... B25J 9/1694

**FOREIGN PATENT DOCUMENTS**

- CN 305417960 S 11/2019
- JP 1635696 S 7/2019

\* cited by examiner

*Primary Examiner* — Selina Sikder  
(74) *Attorney, Agent, or Firm* — Polson Intellectual Property Law, PC; Margaret Polson

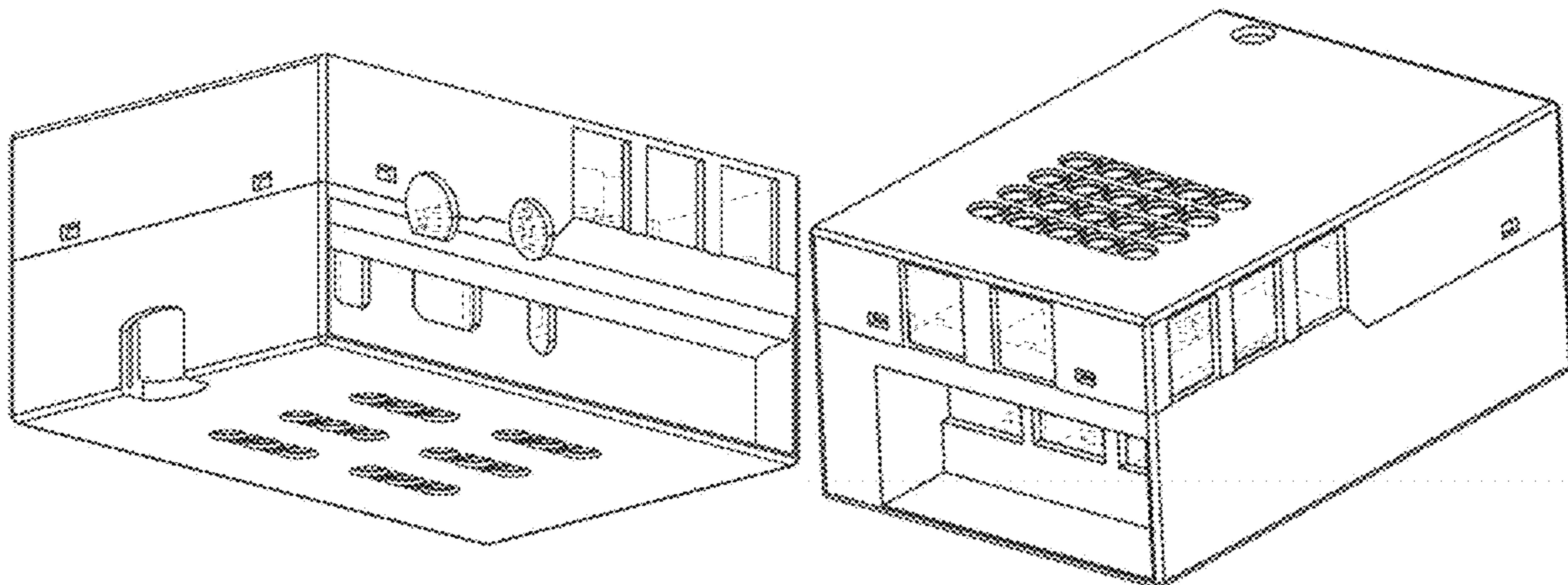
(57) **CLAIM**

The ornamental design for a housing of control box, as shown and described.

**DESCRIPTION**

FIG. 1 is a front view of a housing of control box showing the new design;  
FIG. 2 is a back view thereof;  
FIG. 3 is a left side view thereof;  
FIG. 4 is a right side view thereof;  
FIG. 5 is a top view thereof;  
FIG. 6 is a bottom view thereof;  
FIG. 7 is a front, left side, bottom perspective view thereof; and,  
FIG. 8 is a back, right side, top perspective view thereof.  
The broken lines shown in the drawings illustrate portions of the housing of control box that form no part of the claimed design.

**1 Claim, 4 Drawing Sheets**



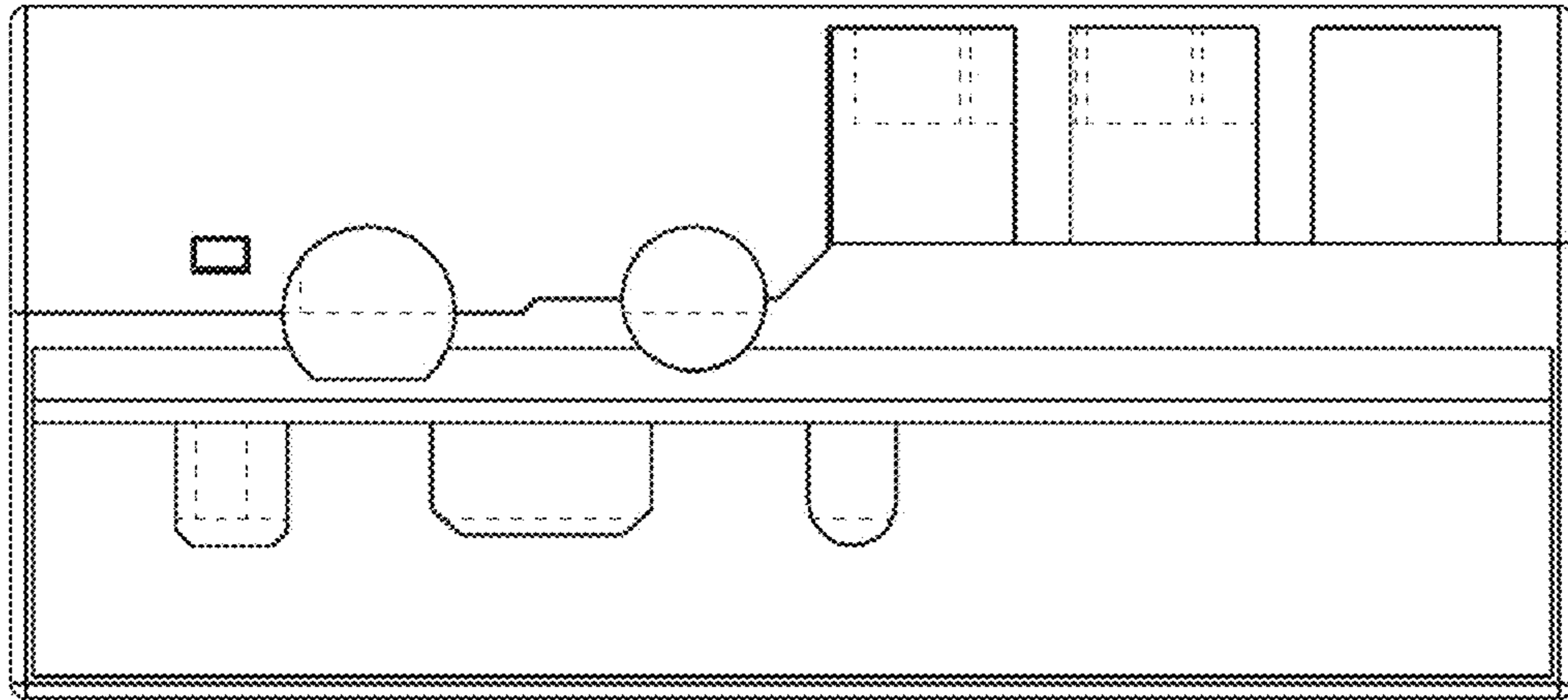


FIG. 1

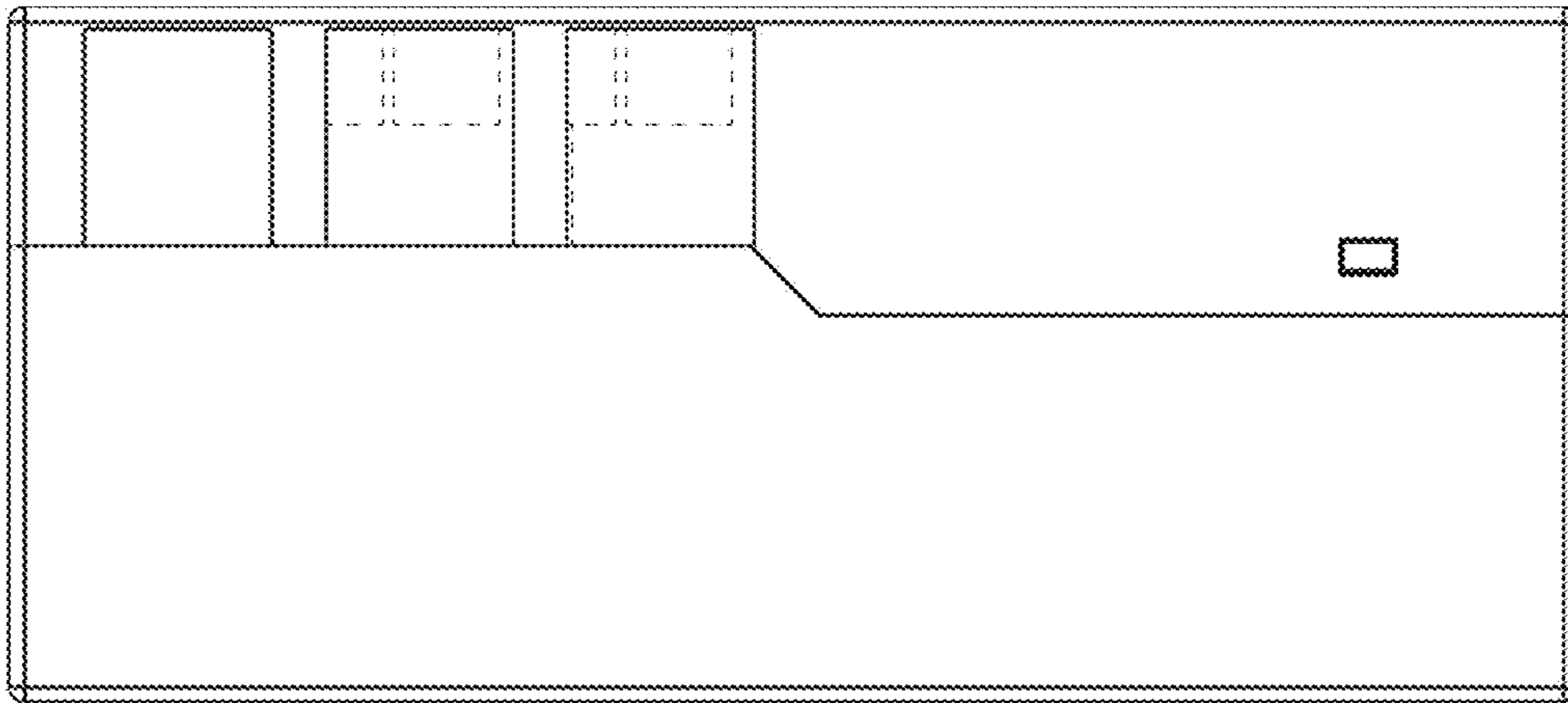


FIG. 2

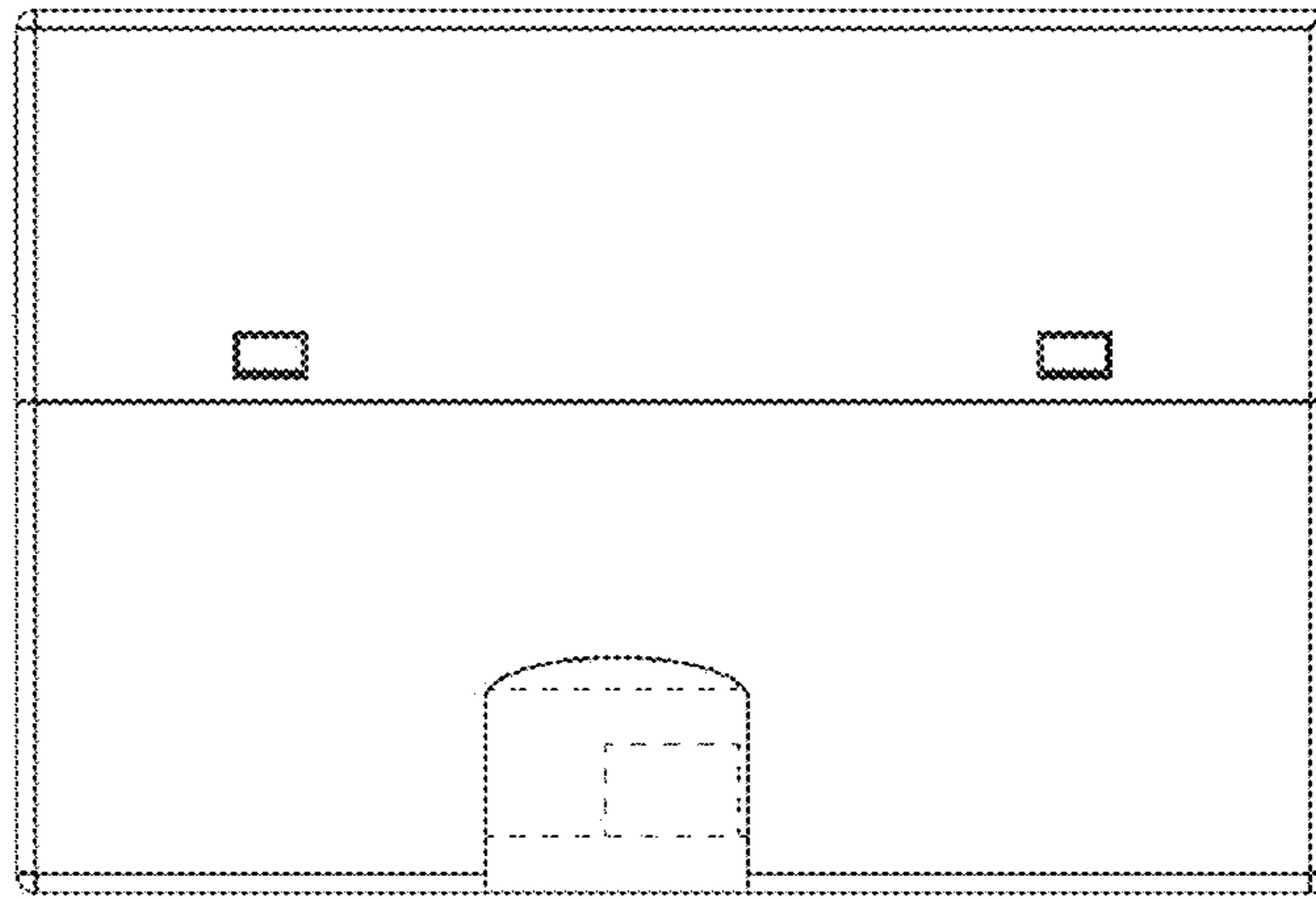


FIG. 3

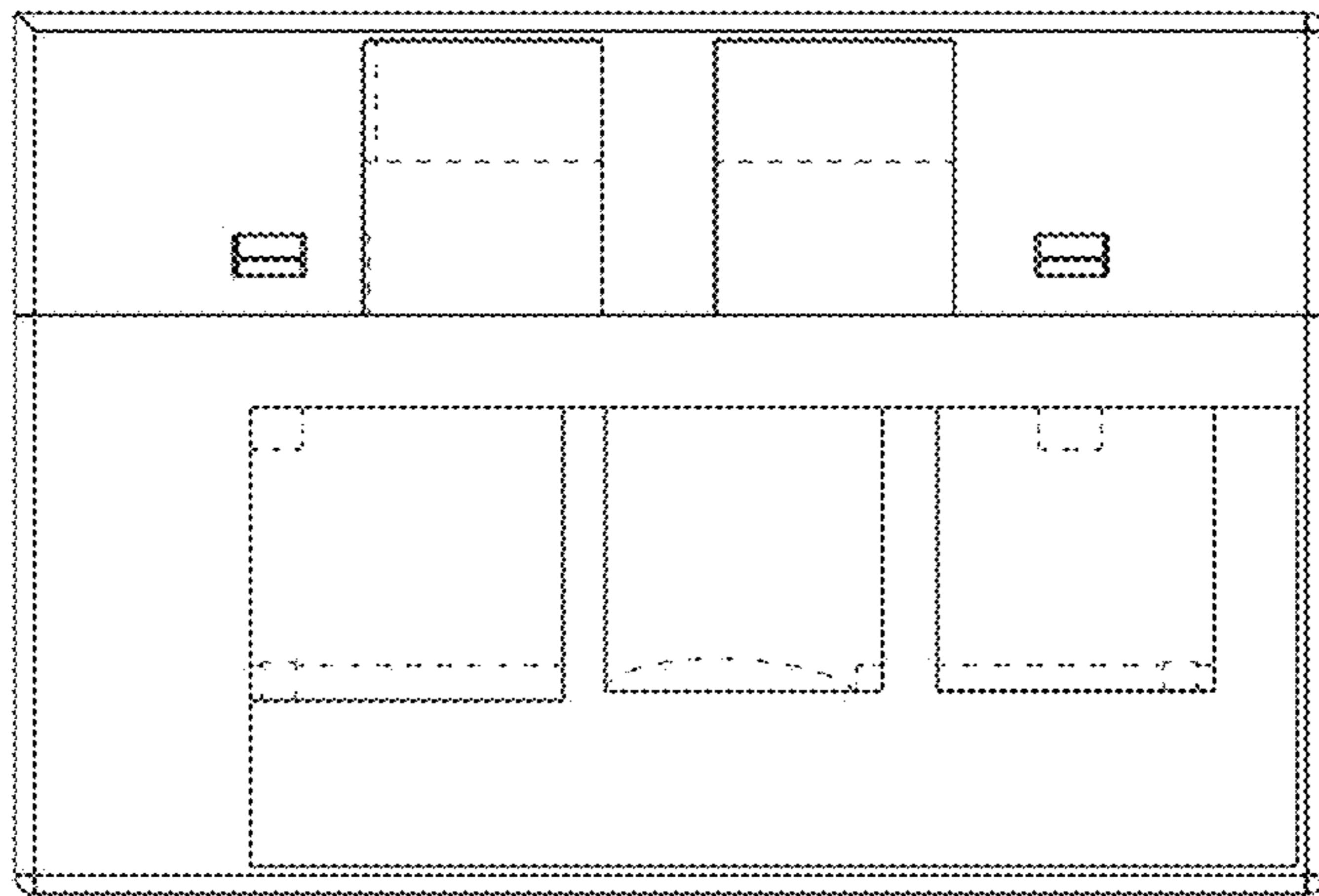


FIG. 4




FIG. 5

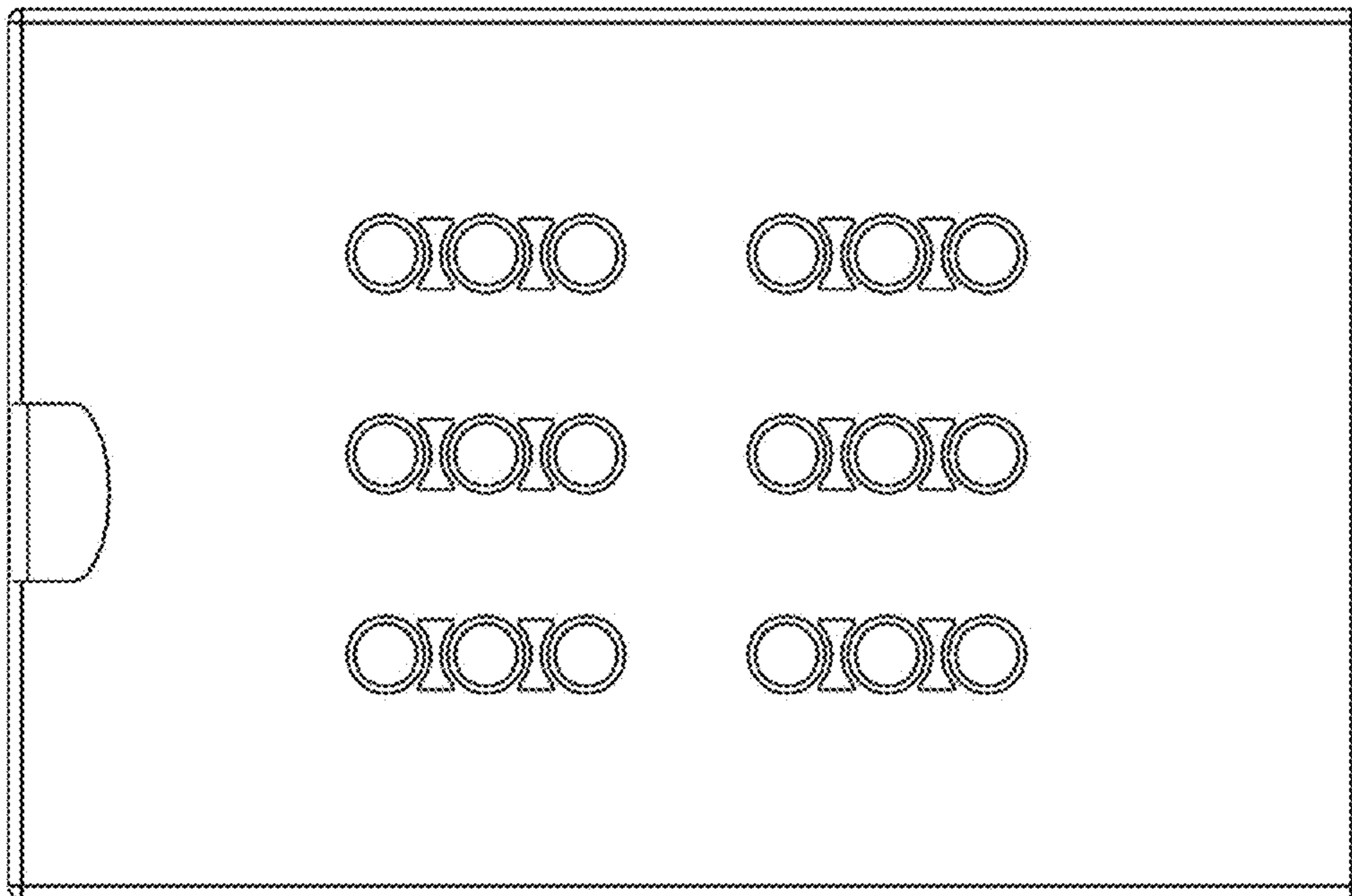


FIG. 6

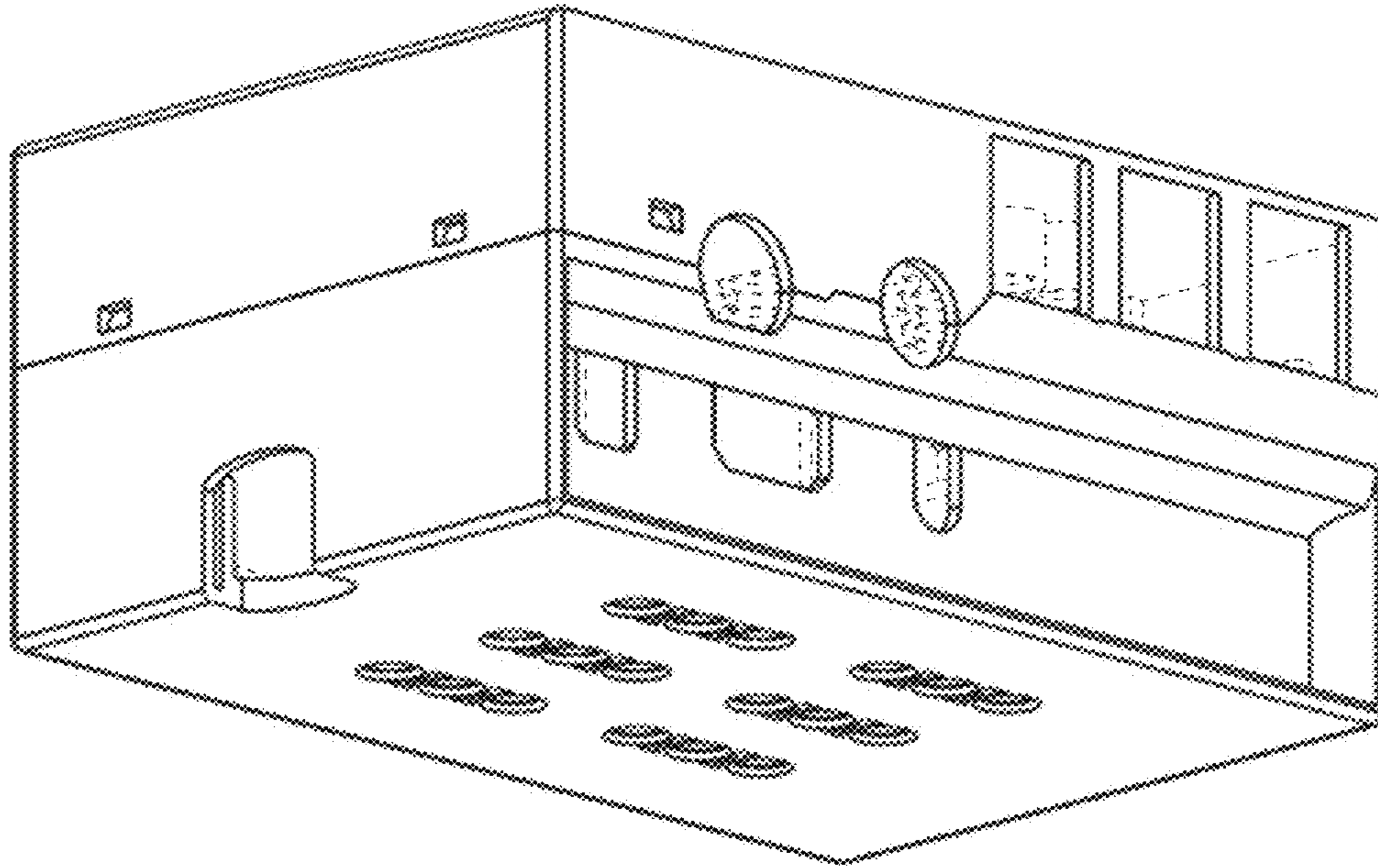


FIG. 7

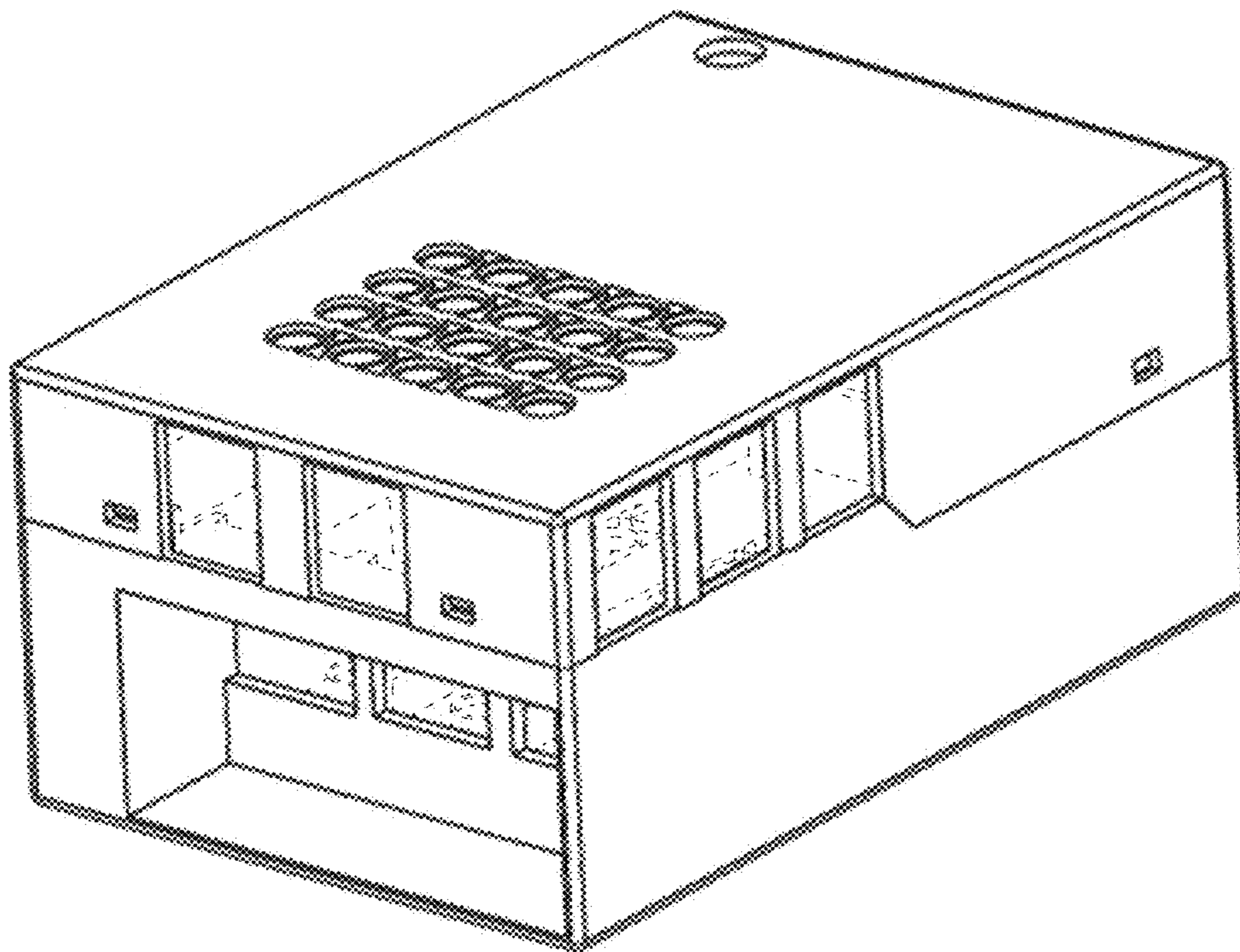


FIG. 8