



US00D949080S

(12) **United States Design Patent**
Lee

(10) **Patent No.:** **US D949,080 S**

(45) **Date of Patent:** **** Apr. 19, 2022**

(54) **AUTOMOTIVE WHEEL**

(71) Applicant: **MKW Alloy, Inc.**, City of Industry, CA (US)

(72) Inventor: **Kevin Lee**, Yorba Linda, CA (US)

(73) Assignee: **MKW ALLOY, INC.**, City of Industry, CA (US)

(**) Term: **15 Years**

(21) Appl. No.: **29/745,238**

(22) Filed: **Aug. 4, 2020**

(51) **LOC (13) Cl.** **12-16**

(52) **U.S. Cl.**
USPC **D12/209**

(58) **Field of Classification Search**
USPC D12/204–213; D21/563
CPC B60B 7/00; B60B 7/02; B60B 7/04; B60B 7/01; B60B 7/06; B60B 3/02; B60B 3/04; B60B 3/06; B60B 3/10; B60B 1/00; B60B 1/08; B60B 1/10; B60B 1/12
See application file for complete search history.

(56) **References Cited**

U.S. PATENT DOCUMENTS

| | | | | | |
|------------|---|---------|------------|-------|---------|
| D417,427 S | * | 12/1999 | Brown | | D12/211 |
| D695,194 S | * | 12/2013 | Kong | | D12/211 |
| D719,893 S | * | 12/2014 | Kim | | D12/211 |
| D791,052 S | * | 7/2017 | Hodges | | D12/211 |
| D791,675 S | * | 7/2017 | Guo | | D12/211 |
| D803,130 S | * | 11/2017 | Taylor | | D12/209 |
| D818,412 S | * | 5/2018 | Oldham | | D12/211 |
| D828,270 S | * | 9/2018 | Aslam | | D12/211 |
| D830,271 S | * | 10/2018 | Aslam | | D12/209 |
| D831,557 S | * | 10/2018 | Hodges | | D12/209 |
| D831,558 S | * | 10/2018 | Starr, Jr. | | D12/209 |
| D833,943 S | * | 11/2018 | Chung | | D12/209 |

| | | | | | |
|------------|---|---------|-----------|-------|---------|
| D838,647 S | * | 1/2019 | Han | | D12/209 |
| D842,201 S | * | 3/2019 | Han | | D12/209 |
| D845,866 S | * | 4/2019 | Kong | | D12/211 |
| D846,478 S | * | 4/2019 | Kovacs | | D12/209 |
| D855,536 S | * | 8/2019 | Zhao | | D12/209 |
| D856,255 S | * | 8/2019 | Johnson | | D12/209 |
| D863,182 S | * | 10/2019 | Han | | D12/209 |
| D867,960 S | * | 11/2019 | Aslam | | D12/209 |
| D870,632 S | * | 12/2019 | Ash | | D12/209 |
| D871,300 S | * | 12/2019 | Ash | | D12/209 |
| D874,375 S | * | 2/2020 | Han | | D12/209 |
| D878,270 S | * | 3/2020 | Han | | D12/209 |
| D889,372 S | * | 7/2020 | Williams | | D12/211 |
| D890,064 S | * | 7/2020 | Williams | | D12/209 |
| D892,014 S | * | 8/2020 | Cenan | | D12/209 |
| D893,386 S | * | 8/2020 | Chung | | D12/209 |
| D902,110 S | * | 11/2020 | Han | | D12/209 |
| D905,612 S | * | 12/2020 | Hashimoto | | D12/211 |
| D908,574 S | * | 1/2021 | Mukti | | D12/209 |
| D913,183 S | * | 3/2021 | Aslam | | D12/211 |
| D921,554 S | * | 6/2021 | Hale | | D12/209 |

* cited by examiner

Primary Examiner — Stacia A Cadmus

(74) *Attorney, Agent, or Firm* — Ahn IP Law

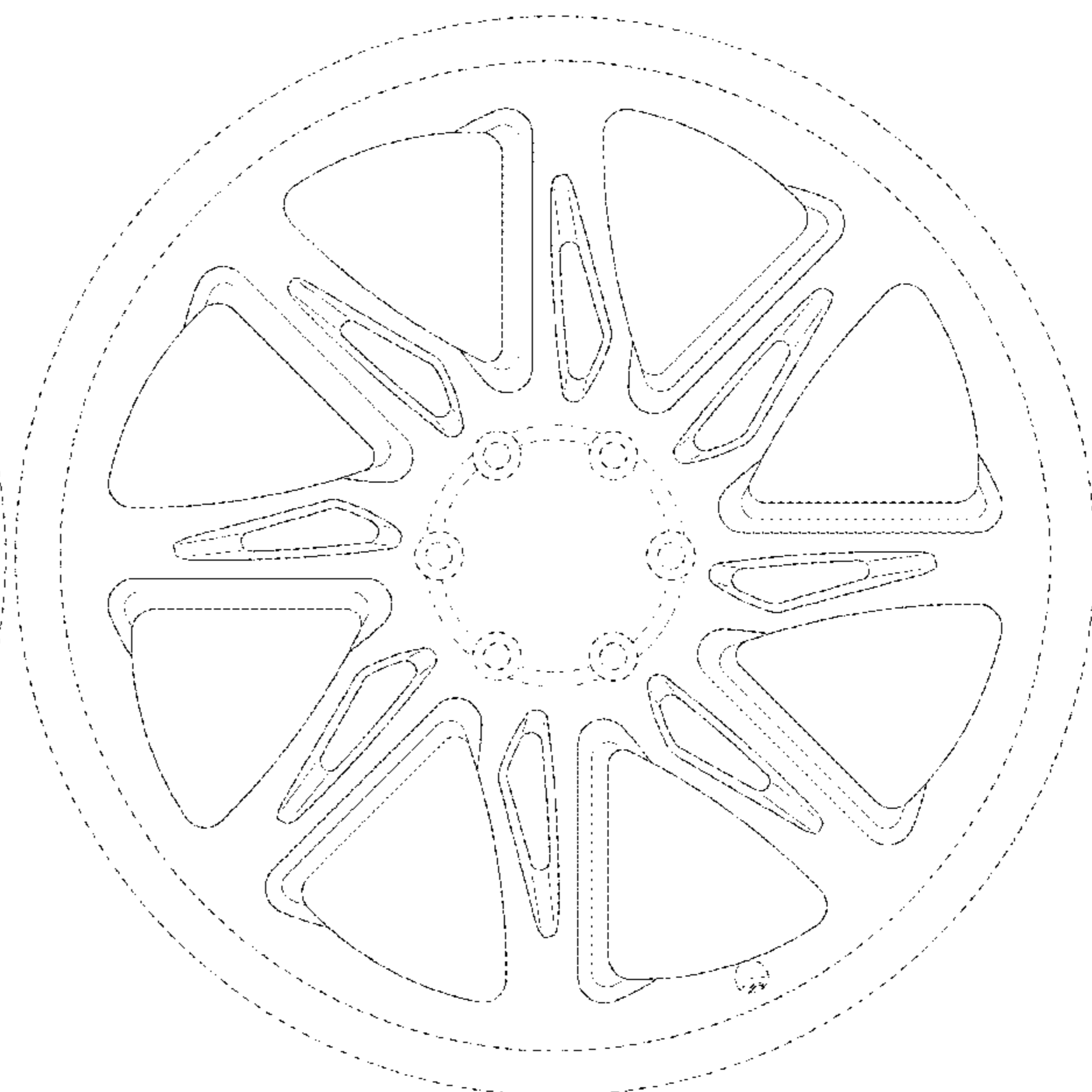

(57) **CLAIM**

The ornamental design for an automotive wheel, as shown and described.

DESCRIPTION

FIG. 1 is a perspective view of an automotive wheel, showing my new design; and
FIG. 2 is a front view thereof.
FIG. 3 is a perspective view of a second embodiment of an automotive wheel, showing my new design; and,
FIG. 4 is a front view of the wheel shown in FIG. 3.
In the drawings, the broken lines depict portions of the wheel that form no part of the claimed design.

1 Claim, 4 Drawing Sheets



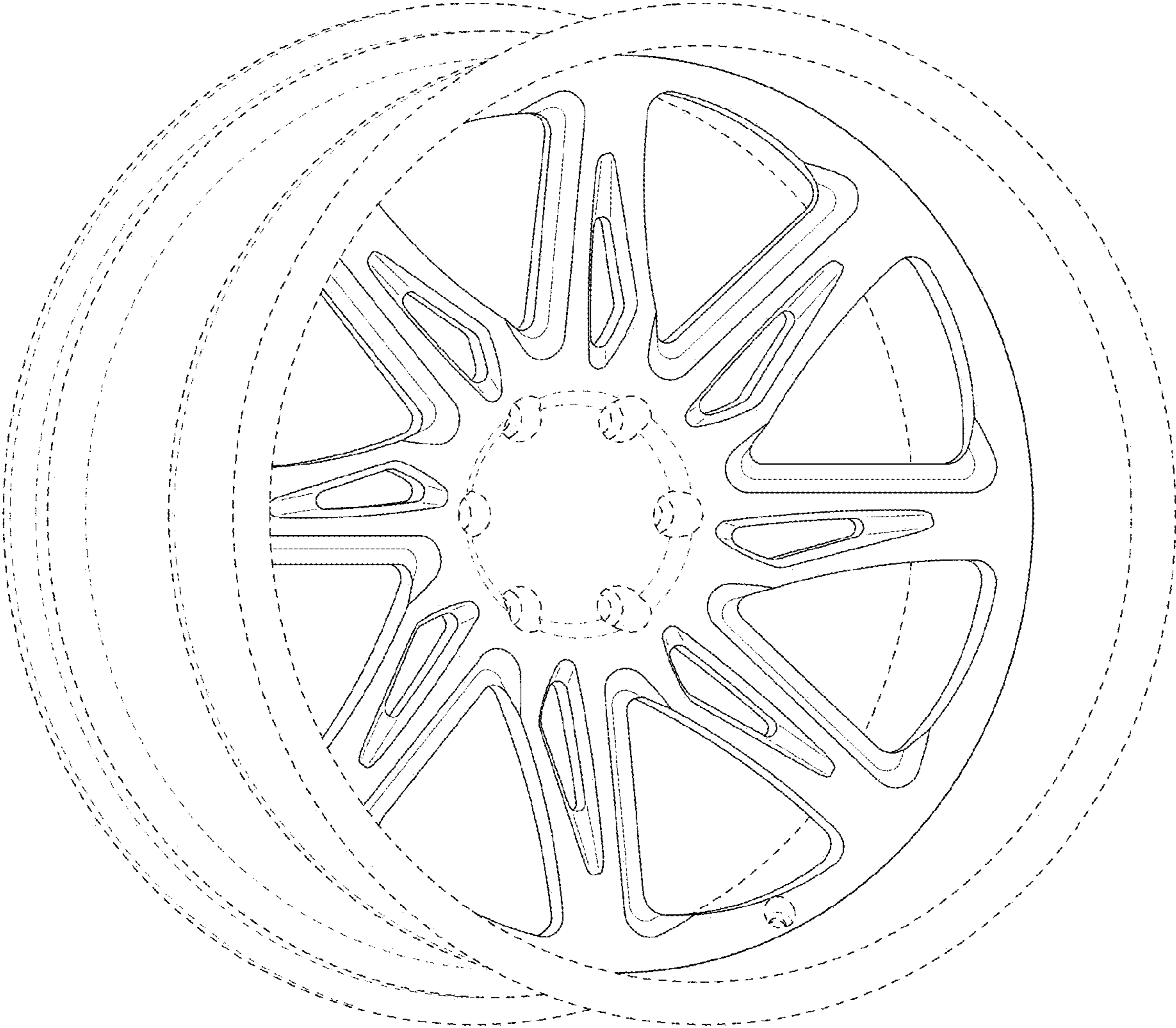


FIG. 1

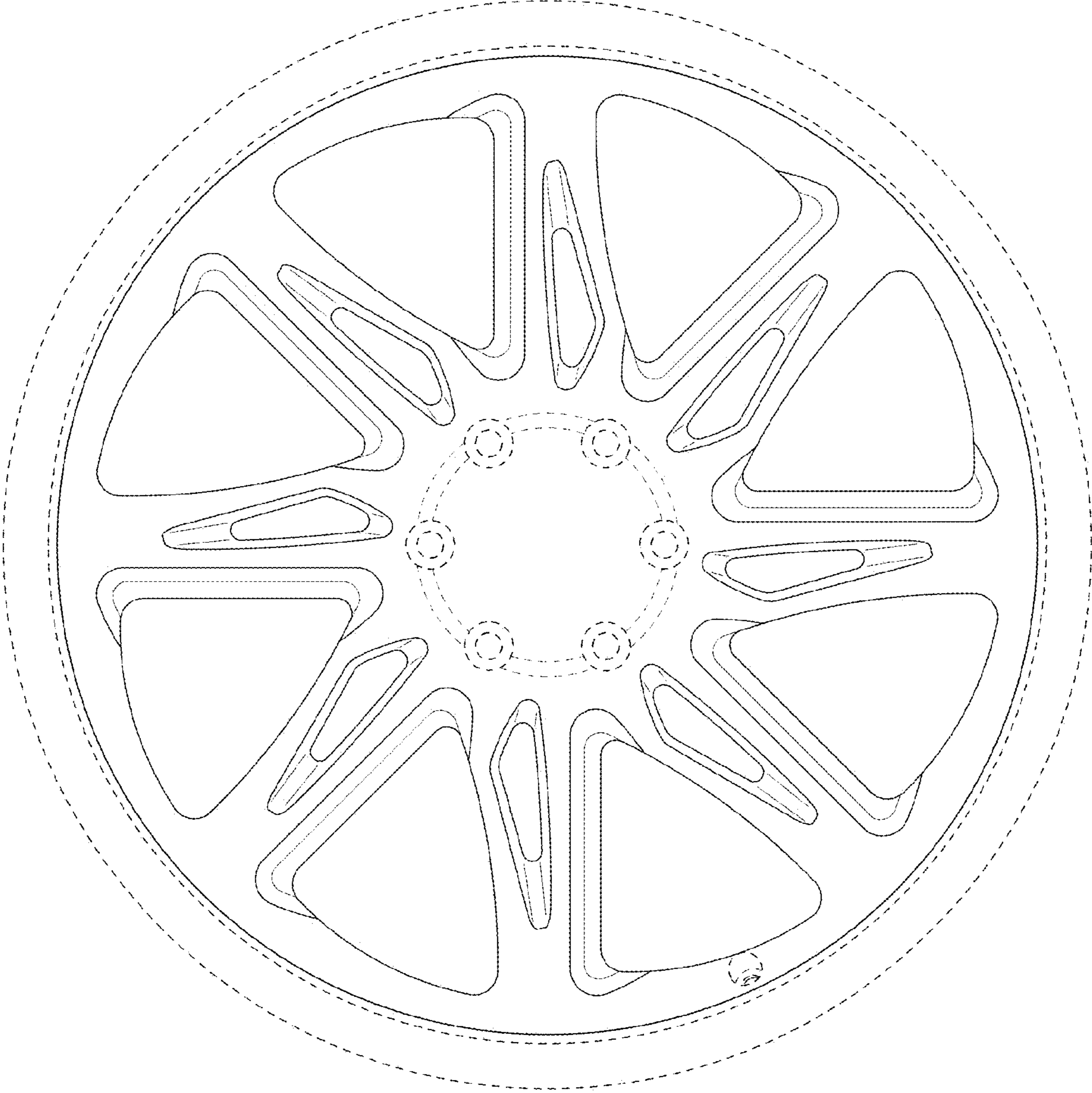


FIG. 2

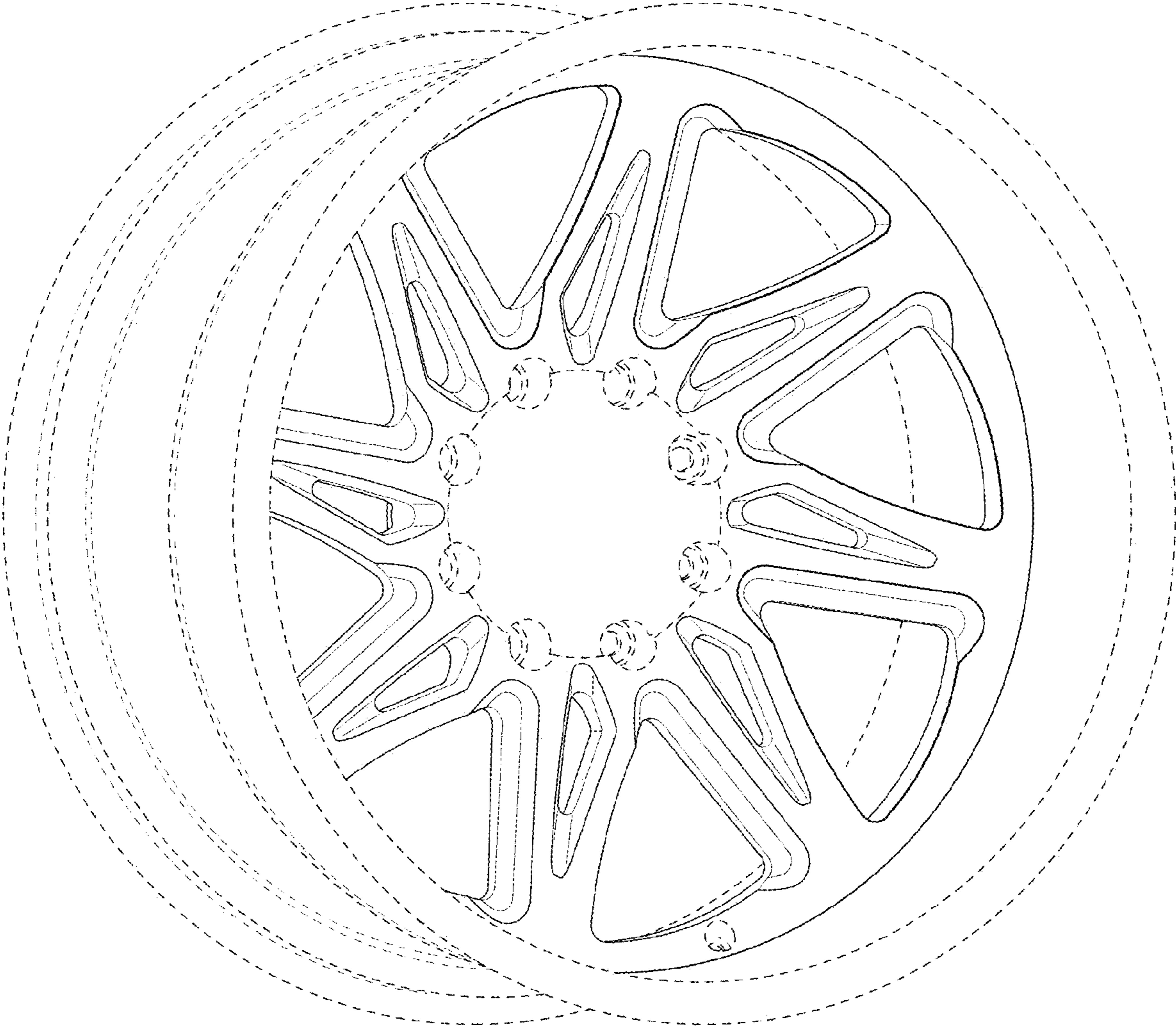


FIG. 3

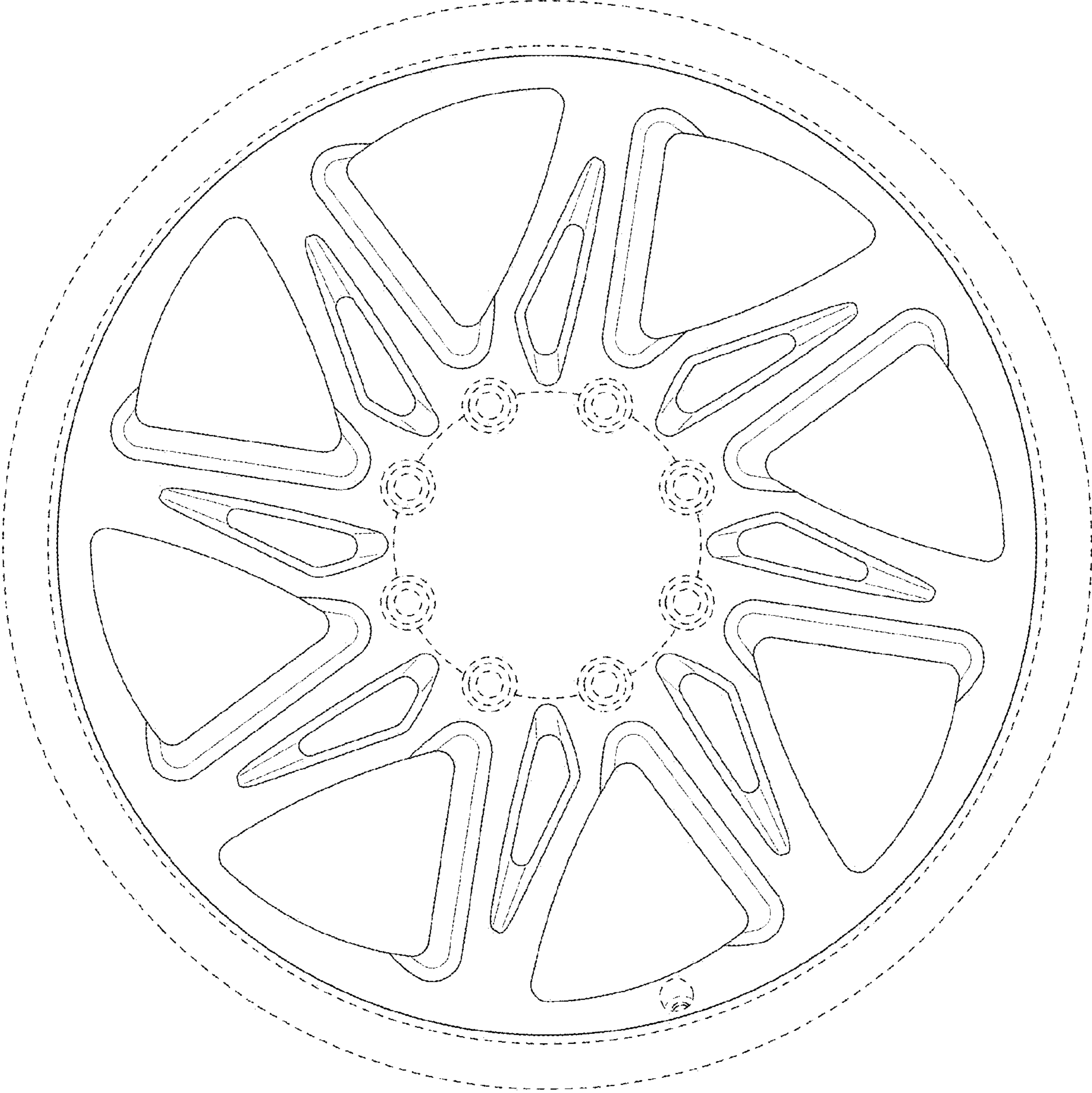


FIG. 4