



US00D949078S

(12) **United States Design Patent** (10) **Patent No.:** **US D949,078 S**
Ajam (45) **Date of Patent:** **** Apr. 19, 2022**

(54) **SIDE BAR**
(71) Applicant: **Black Horse Off Road of GA, Inc.**,
Royston, GA (US)
(72) Inventor: **Fadi Ajam**, Forest Hills, NY (US)
(73) Assignee: **Black Horse Off Road of GA, Inc.**,
Royston, GA (US)
(**) Term: **15 Years**
(21) Appl. No.: **29/760,388**
(22) Filed: **Dec. 1, 2020**
(51) **LOC (13) Cl.** **12-16**
(52) **U.S. Cl.**
USPC **D12/203**
(58) **Field of Classification Search**
USPC D12/203, 98, 314, 162, 190, 196
CPC .. B60R 3/02; B60R 3/00; B60R 3/002; B60R
3/005; B60R 3/007
See application file for complete search history.

(56) **References Cited**
U.S. PATENT DOCUMENTS
D330,536 S * 10/1992 Holloway D12/203
D349,678 S * 8/1994 Waddington D12/203
D434,711 S * 12/2000 McQuiston D12/203
D436,336 S * 1/2001 Sadr D12/203
D473,178 S * 4/2003 Schumacher D12/203
D488,759 S * 4/2004 Hattori D12/203
D504,857 S * 5/2005 Yang D12/203
D535,928 S * 1/2007 Crandall D12/203
D567,729 S * 4/2008 Crandall D12/203
D596,097 S * 7/2009 Huang-Tsai D12/203
D632,627 S * 2/2011 Huang-Tsai D12/203
D676,368 S * 2/2013 Cover D12/203

D738,803 S * 9/2015 Zhu D12/203
9,409,520 B1 * 8/2016 Wang B60R 3/002
D794,525 S * 8/2017 Chen D12/203
D813,135 S * 3/2018 Baeza D12/203
D817,838 S * 5/2018 Dionisopoulos D12/203
D818,923 S * 5/2018 Baeza D12/203
D833,940 S * 11/2018 DiCanzio D12/203
D838,643 S * 1/2019 Keith D12/203
D840,309 S * 2/2019 Huang D12/203
D843,905 S * 3/2019 Guo D12/203
D843,906 S * 3/2019 Guo D12/203
D864,070 S * 10/2019 Keith D12/203
D871,292 S * 12/2019 Tsai D12/203
2012/0104718 A1 * 5/2012 Alvarez B60R 3/00
280/163

* cited by examiner

Primary Examiner — Michelle E. Wilson
Assistant Examiner — Clese Moore, Jr.
(74) *Attorney, Agent, or Firm* — Tatonetti IP

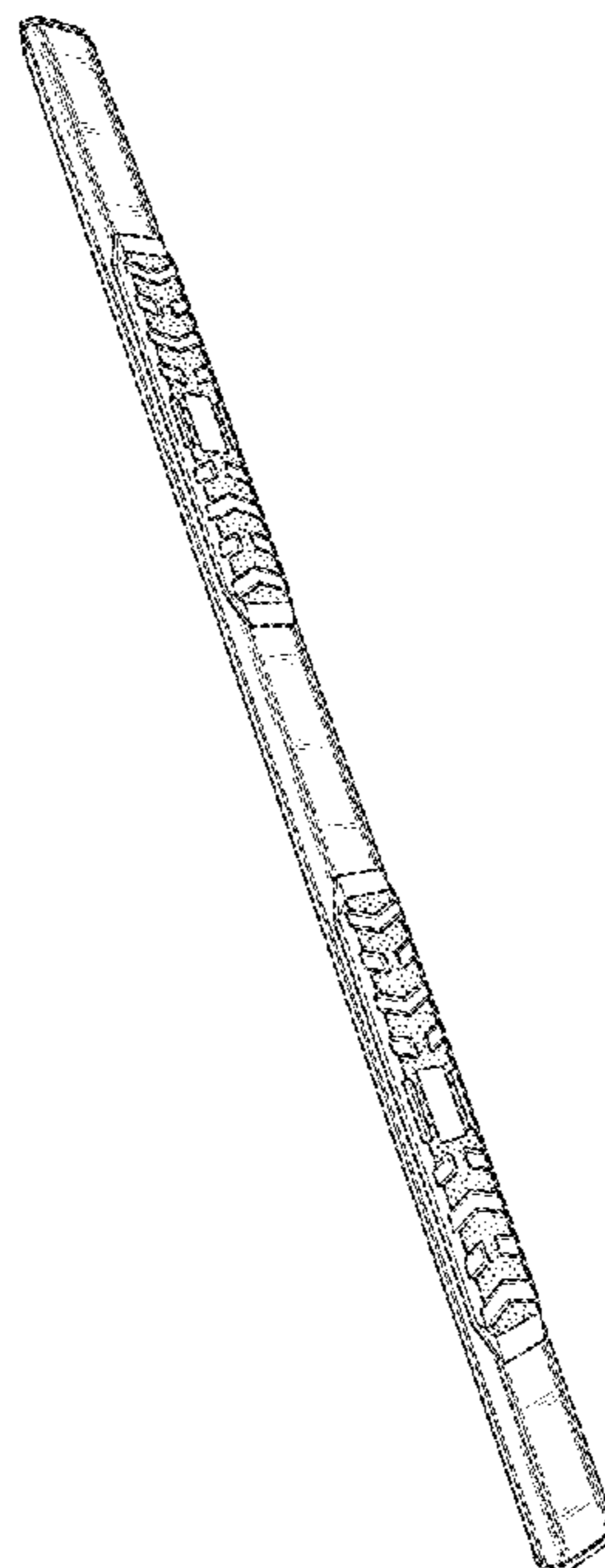
(57) **CLAIM**

I claim the ornamental design for a side bar, as shown and described.

DESCRIPTION

FIG. 1 is a perspective view of the side bar;
FIG. 2 is a top plan view thereof;
FIG. 3 is a bottom plan view thereof;
FIG. 4 is a left plan view thereof;
FIG. 5 is a right plan view thereof;
FIG. 6 is a front plan view thereof;
FIG. 7 is a rear plan view thereof; and,
FIG. 8 is a perspective view showing the side bar with environmental features.
Broken lines in FIG. 8 are for environmental purposes only and form no part of the claimed design.

1 Claim, 8 Drawing Sheets



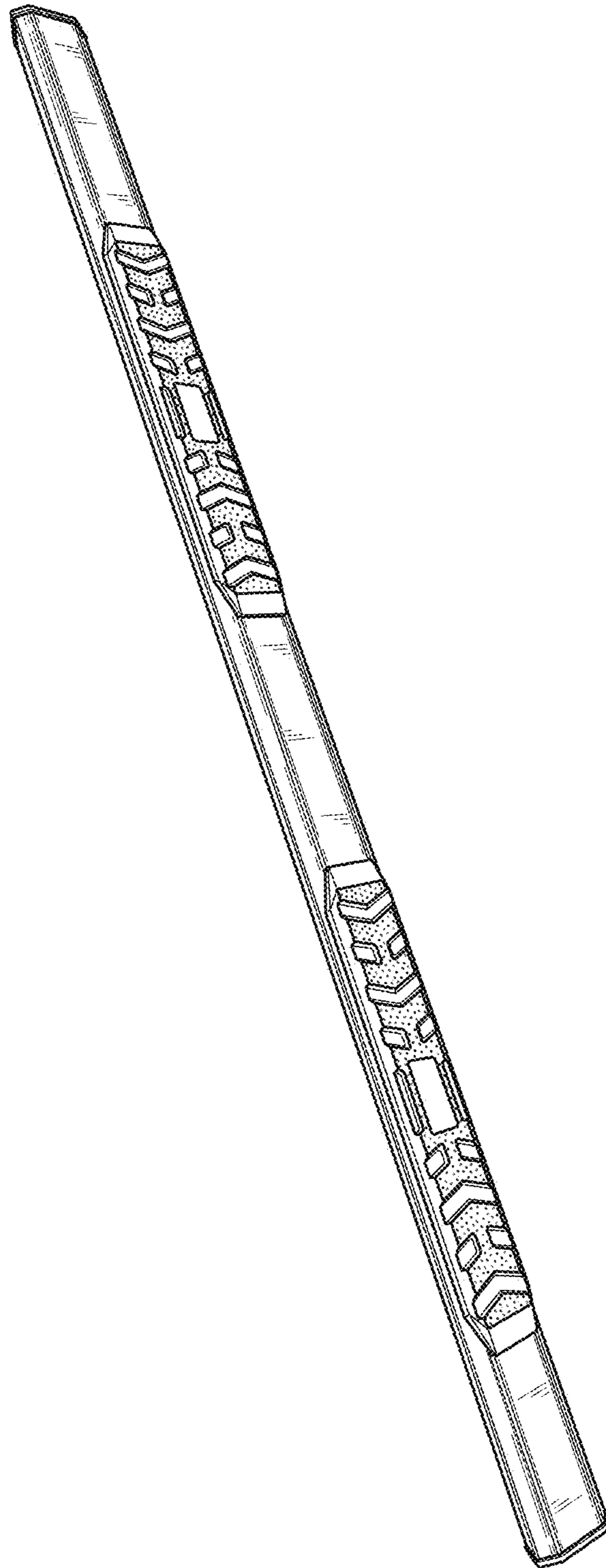


Fig. 1

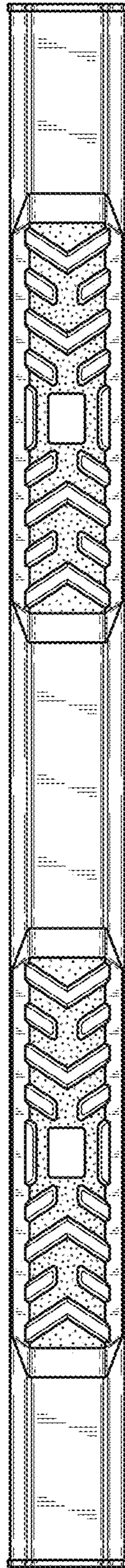


Fig. 2




Fig. 3

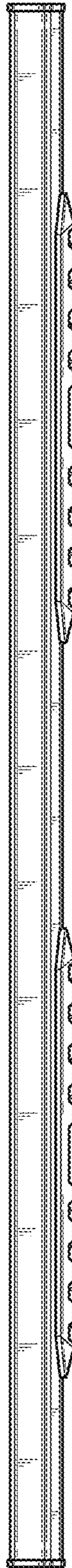


Fig. 4

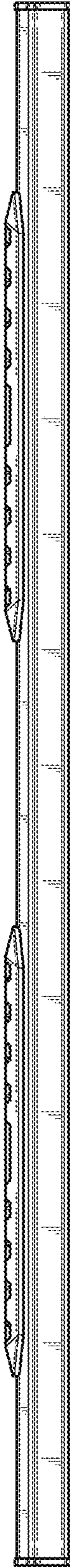


Fig. 5

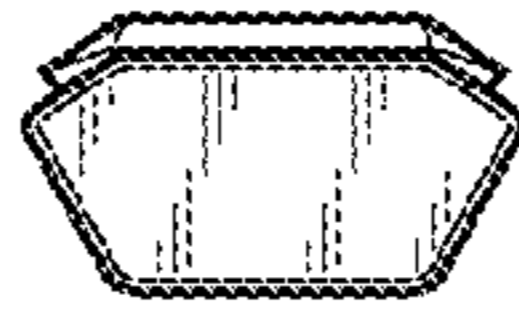


Fig. 6

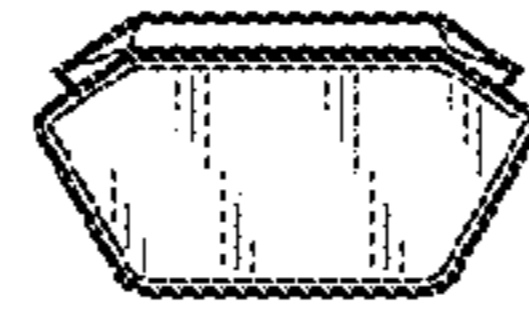


Fig. 7

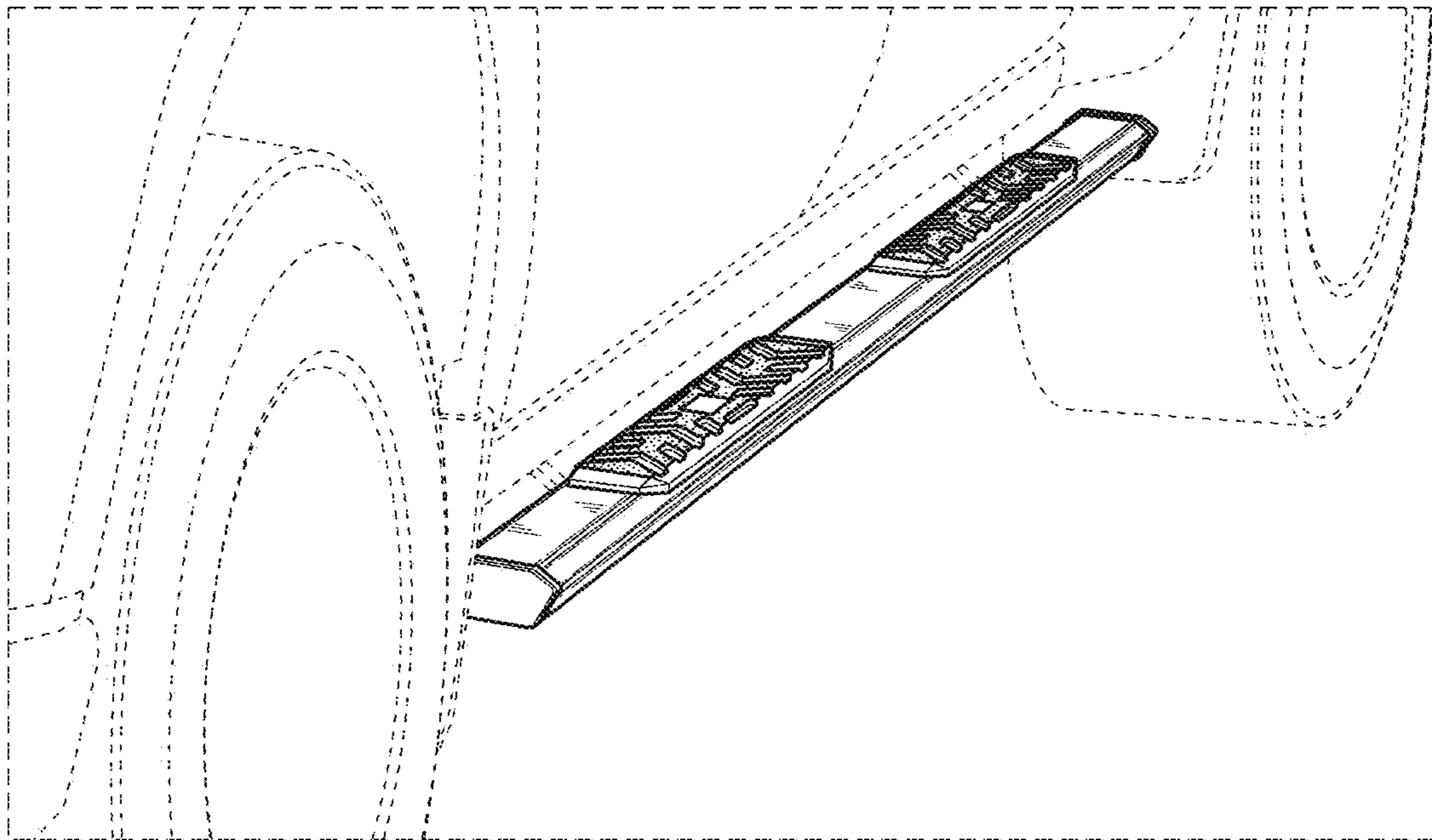


Fig. 8