



US00D949076S

(12) **United States Design Patent** (10) **Patent No.:** **US D949,076 S**  
**Montoya Bueloni** (45) **Date of Patent:** **\*\* Apr. 19, 2022**

(54) **VEHICLE HOOD CAP**  
(71) Applicant: **VOLKSWAGEN AKTIENGESELLSCHAFT**,  
Wolfsburg (DE)  
(72) Inventor: **Felipe Montoya Bueloni**, Wolfsburg  
(DE)  
(73) Assignee: **VOLKSWAGEN AKTIENGESELLSCHAFT**,  
Wolfsburg (DE)  
(\*\*) Term: **15 Years**  
(21) Appl. No.: **29/733,035**  
(22) Filed: **Apr. 29, 2020**  
(30) **Foreign Application Priority Data**

Nov. 8, 2019 (WO) ..... WIPO89176  
(51) **LOC (13) Cl.** ..... **12-16**  
(52) **U.S. Cl.**  
USPC ..... **D12/190**  
(58) **Field of Classification Search**  
USPC .... D12/92, 96, 99, 400, 181, 182, 183, 184,  
D12/185, 190, 191, 192, 195  
CPC ..... H01Q 5/35; B60R 13/02; B60R 13/04;  
B60R 25/02; B60R 25/005; B60R 25/007  
See application file for complete search history.

(56) **References Cited**  
U.S. PATENT DOCUMENTS  
D775,026 S \* 12/2016 Platto ..... D12/181  
D807,239 S \* 1/2018 Perkins ..... D12/163

D808,312 S \* 1/2018 Piscitelli ..... D12/181  
D811,959 S \* 3/2018 Perkins ..... D12/169  
D813,109 S \* 3/2018 Zipfel ..... D12/169  
D822,550 S \* 7/2018 Wassell ..... D12/169  
D828,258 S \* 9/2018 Zipfel ..... D12/190  
D848,915 S \* 5/2019 Iazard ..... D12/190  
D863,161 S \* 10/2019 Ninov ..... D12/190  
D867,947 S \* 11/2019 Park Cheng ..... D12/190  
D888,635 S \* 6/2020 Zipfel ..... D12/196  
D905,602 S \* 12/2020 Chen ..... D12/181


\* cited by examiner  
*Primary Examiner* — Susan E Krakower  
*Assistant Examiner* — Jerry Shiuan-Hua Hsu  
(74) *Attorney, Agent, or Firm* — Lucas & Mercanti, LLP;  
Klaus P. Stoffel

(57) **CLAIM**  
The ornamental design for a vehicle hood cap, as shown and described.


**DESCRIPTION**  
FIG. 1 is a front and left side perspective view of the vehicle hood cap of the present invention;  
FIG. 2 is a front and right side perspective view thereof;  
FIG. 3 is a rear view thereof;  
FIG. 4 is a front view thereof;  
FIG. 5 is a left side view thereof, shown enlarged for ease of illustration;  
FIG. 6 is a right side view thereof, shown enlarged for ease of illustration;  
FIG. 7 is a rear and right side perspective view thereof;  
FIG. 8 is a rear and left side perspective view thereof;  
FIG. 9 is a top view thereof; and,  
FIG. 10 is a bottom view thereof.

**1 Claim, 7 Drawing Sheets**






**Fig. 1**



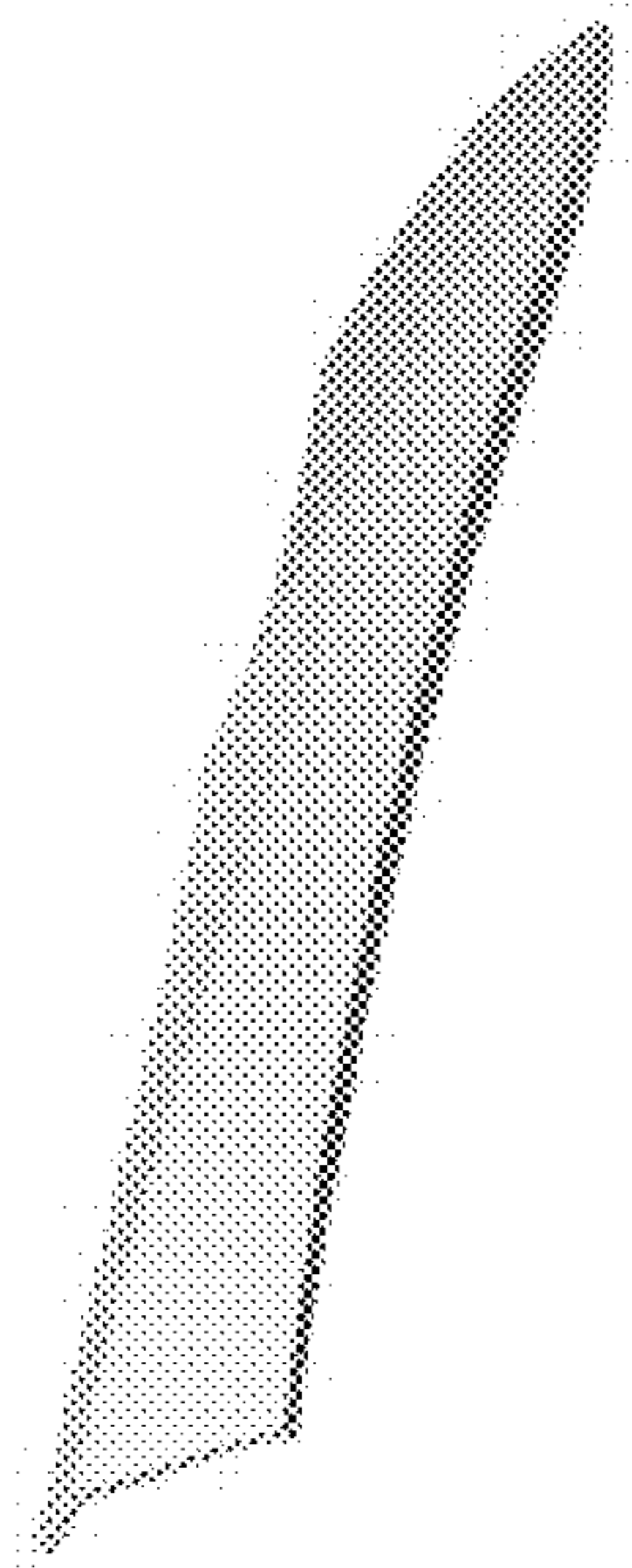
**Fig. 2**



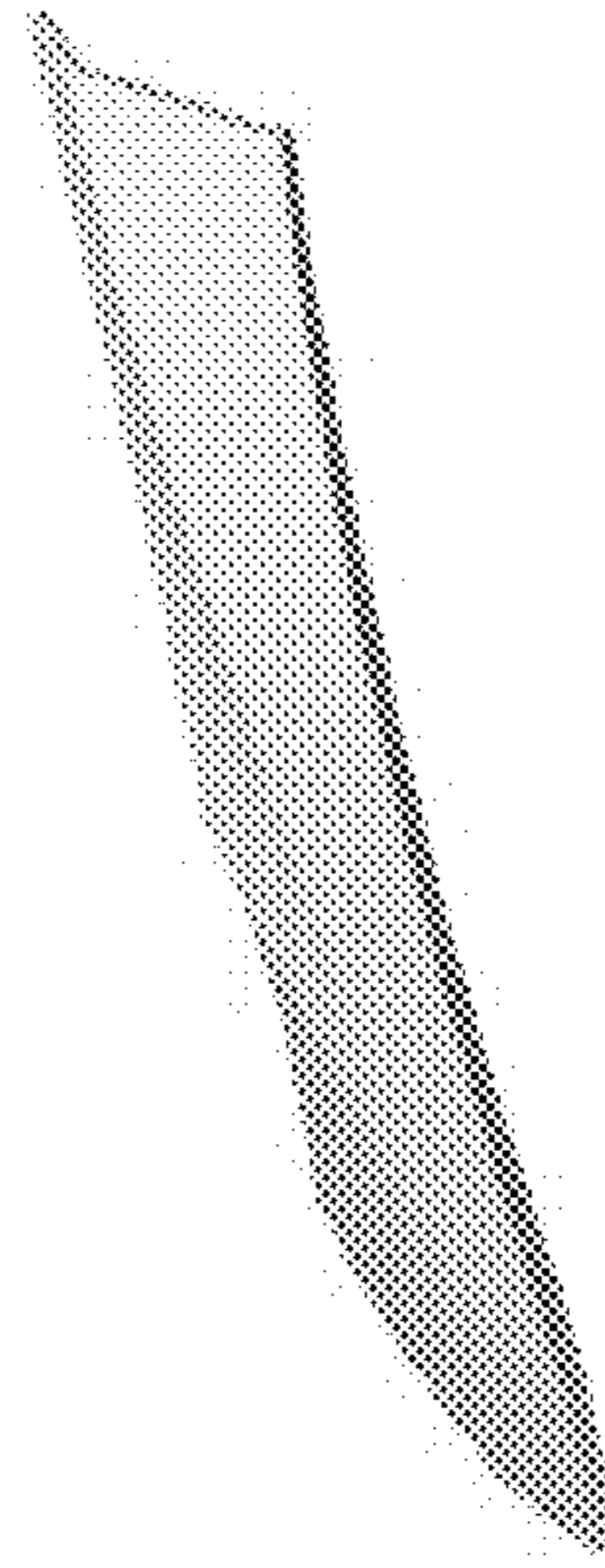
**Fig. 3**




**Fig. 4**




**Fig. 5**




**Fig. 6**




**Fig. 7**



**Fig. 8**



**Fig. 9**



**Fig. 10**