



US00D949059S

(12) **United States Design Patent**
Hu et al.

(10) **Patent No.:** **US D949,059 S**
(45) **Date of Patent:** **** Apr. 19, 2022**

- (54) **ELECTRIC BICYCLE**
- (71) Applicant: **Beijing Niu Information Technology Co., Ltd.**, Beijing (CN)
- (72) Inventors: **Yilin Hu**, Beijing (CN); **Chuankai Liu**, Beijing (CN); **Xuewu Zhang**, Beijing (CN); **Kai Yang**, Beijing (CN)
- (73) Assignee: **BEIJING NIU INFORMATION TECHNOLOGY CO., LTD.**, Beijing (CN)
- (**) Term: **15 Years**
- (21) Appl. No.: **29/747,889**
- (22) Filed: **Aug. 26, 2020**
- (30) **Foreign Application Priority Data**
Feb. 27, 2020 (CN) 202030062444.4
- (51) **LOC (13) Cl.** **12-11**
- (52) **U.S. Cl.**
USPC **D12/111**
- (58) **Field of Classification Search**
USPC D12/110, 111, 117; D21/412, 414, 419, D21/423-428, 431-435
CPC B62K 3/00; B62K 3/02; B62K 3/06
See application file for complete search history.

- D647,006 S * 10/2011 Hung D12/110
- D657,722 S * 4/2012 Lambri D12/110
- D664,898 S * 8/2012 Van Hooydonk D12/110
- D673,882 S * 1/2013 Tartarini D12/110
- D678,128 S * 3/2013 Lambri D12/110
- D680,911 S * 4/2013 Wu D12/110
- D729,124 S * 5/2015 Lambri D12/110
- D735,084 S * 7/2015 Lambri D12/110
- D761,699 S * 7/2016 Watanabe D12/110

(Continued)

OTHER PUBLICATIONS

“UQi GT” NIU., posted date Dec. 25, 2017 [online], [retrieved on Oct. 21, 2021]. Retrieved from the Internet <URL: <https://www.niu.com/en/u-series/specs/>> (Year: 2017).*

(Continued)

Primary Examiner — Darlington Ly

Assistant Examiner — Nasim Abdulaziz Ali

(74) *Attorney, Agent, or Firm* — Robert C. Netter, Jr.;
Dann, Dorfman, Herrell & Skillman

(57) **CLAIM**


We claim the ornamental design for an electric bicycle, as shown and described.

DESCRIPTION

FIG. 1 is a left side elevation view of an electric bicycle embodying our new design;
FIG. 2 is a right side elevation view thereof;
FIG. 3 is a front elevation view thereof;
FIG. 4 is a rear elevation view thereof;
FIG. 5 is a top plan view thereof;
FIG. 6 is a bottom plan view thereof;
FIG. 7 is a front and left side perspective view thereof; and,
FIG. 8 is a rear and right side perspective view thereof.
The broken lines shown in the figures depict portions of the electric bicycle that form no part of the claimed design.

1 Claim, 8 Drawing Sheets

- (56) **References Cited**
U.S. PATENT DOCUMENTS
- D537,386 S * 2/2007 Mizuta D12/110
- D586,700 S * 2/2009 Chiu D12/110
- D602,813 S * 10/2009 Chao D12/110
- D602,815 S * 10/2009 Lin D12/110
- D612,770 S * 3/2010 Chen D12/110
- D622,637 S * 8/2010 Schneider D12/110
- D642,497 S * 8/2011 Lin D12/110
- D644,961 S * 9/2011 Watanabe D12/110



(56)

References Cited

U.S. PATENT DOCUMENTS

D806,610 S * 1/2018 Su D12/110
D819,500 S * 6/2018 Singh D12/110
D906,889 S * 1/2021 Piatti D12/110
D915,948 S * 4/2021 Hsieh D12/110

OTHER PUBLICATIONS

“Electric Scooter Manufacturer NIU Finishes 2020 Q3 Strong”
NIU., posted date Nov. 23, 2020 [online], [retrieved on Oct. 21,
2021]. Retrieved from the Internet <URL: <https://www.rideapart.com/news/456165/niu-electric-scooters-q3-2020-report/>> (Year: 2020).*

“Segway eMoped C80” Segway., posted date Sep. 10, 2019 [online],
[retrieved on Oct. 21, 2021]. Retrieved from the Internet <URL:
<https://store.segway.com/segway-emoped-c80>> (Year: 2019).*

* cited by examiner




FIG.1

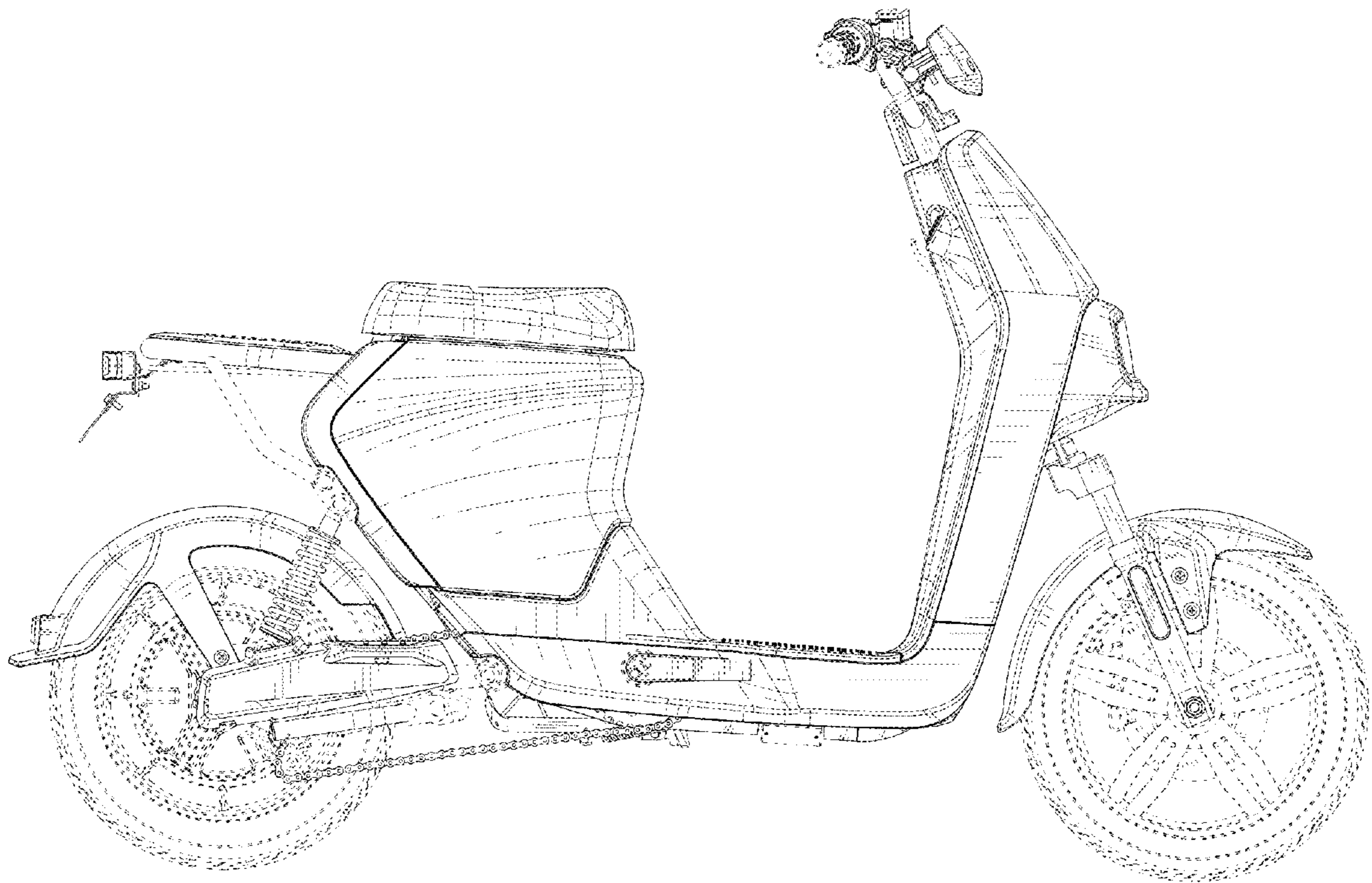


FIG. 2

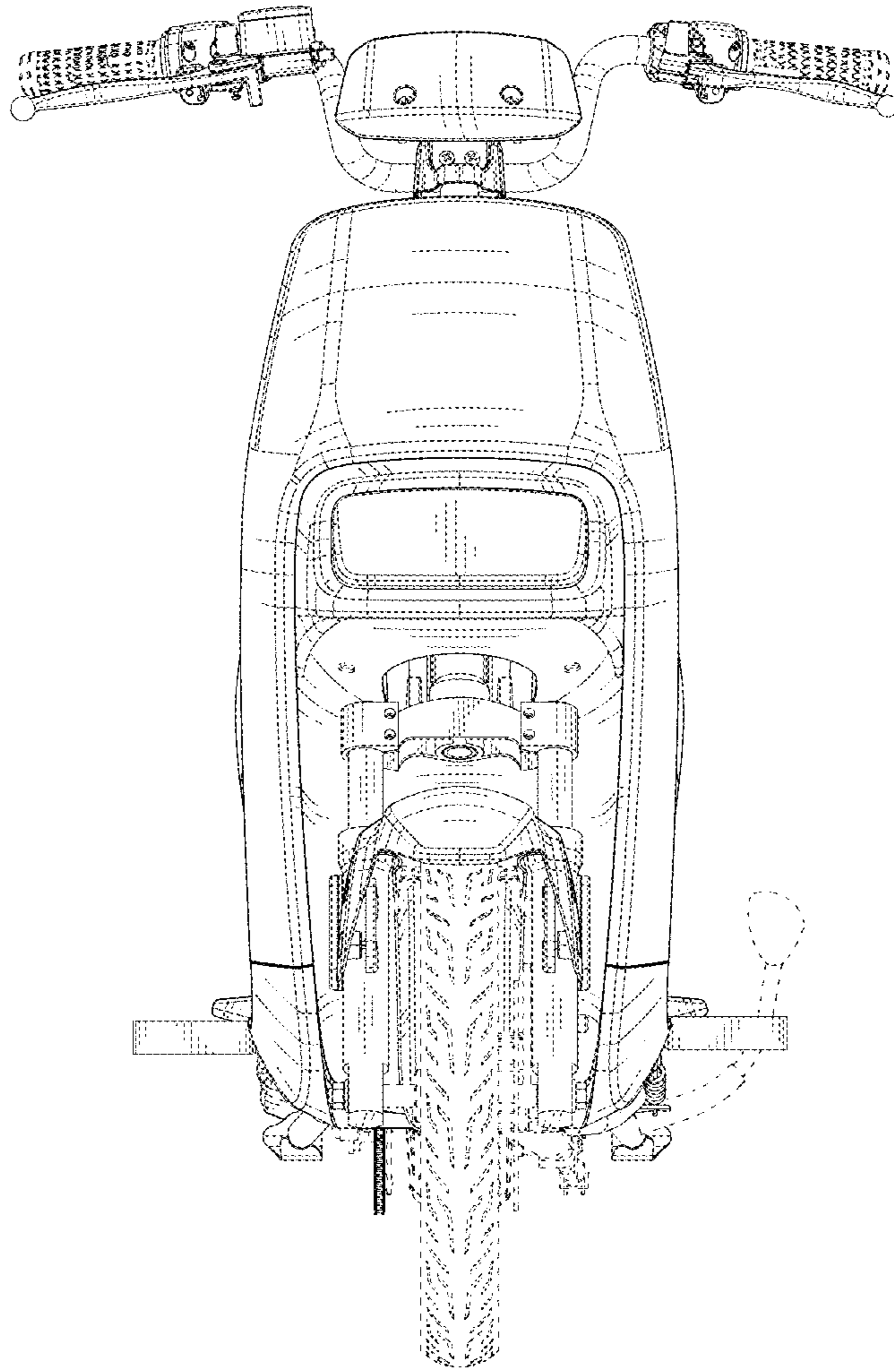


FIG.3

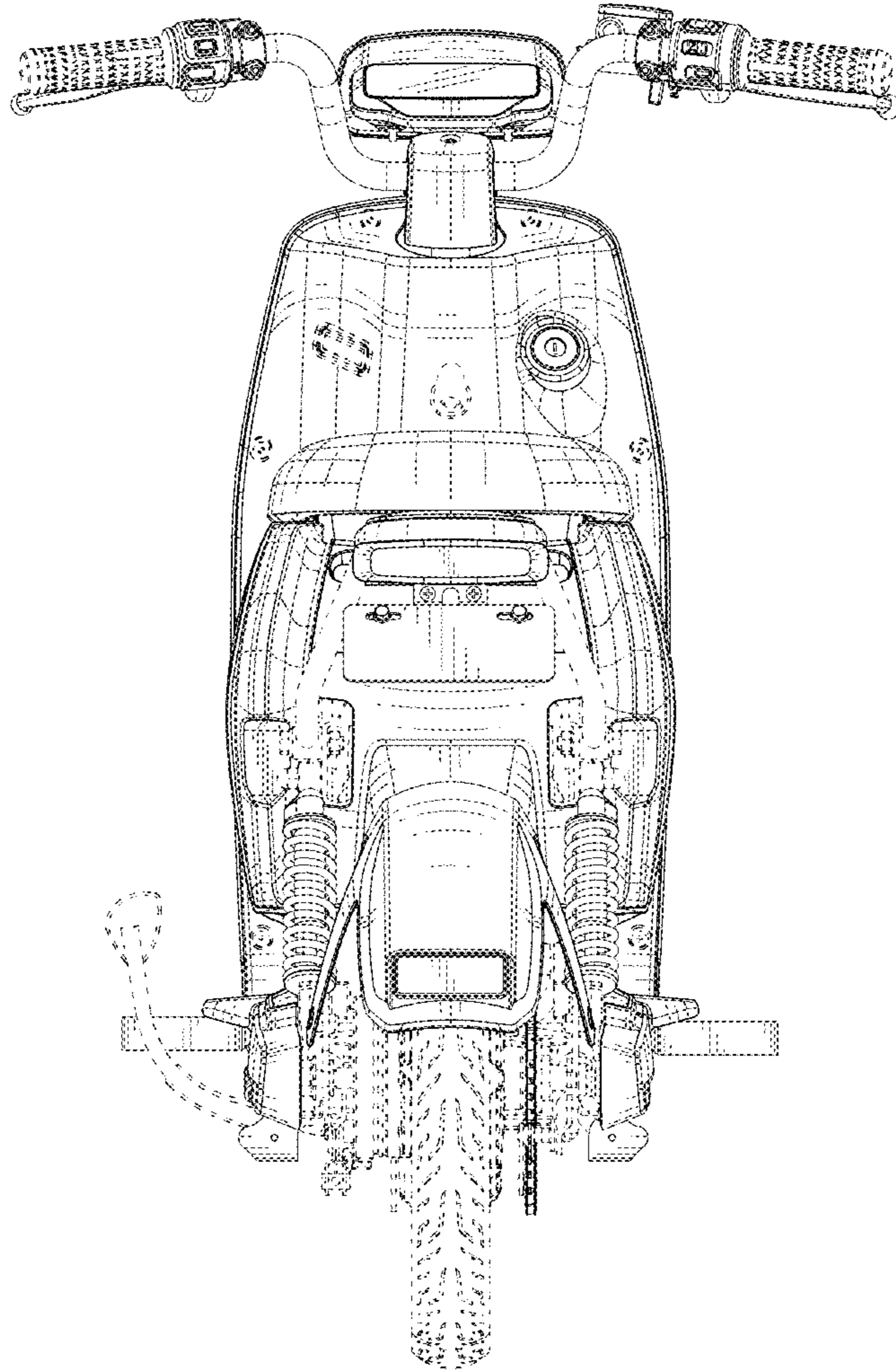


FIG.4

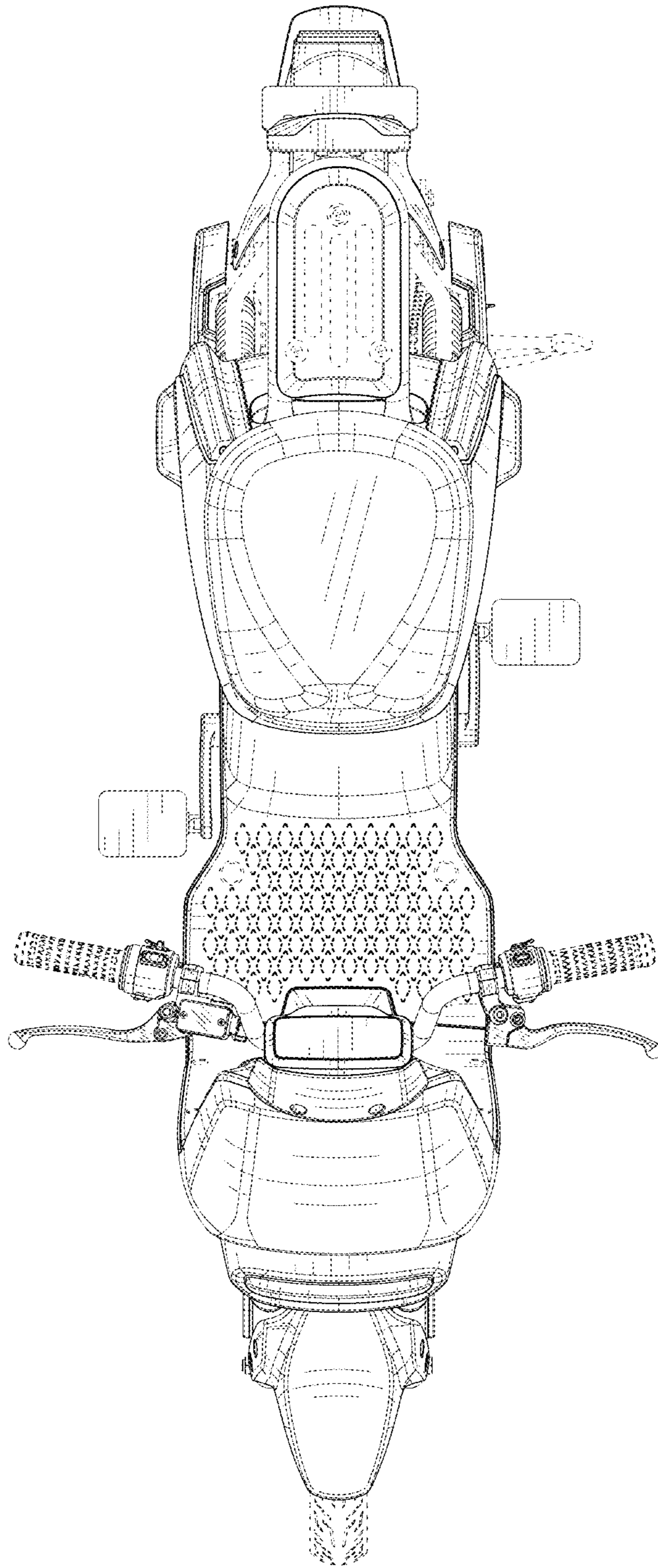


FIG.5

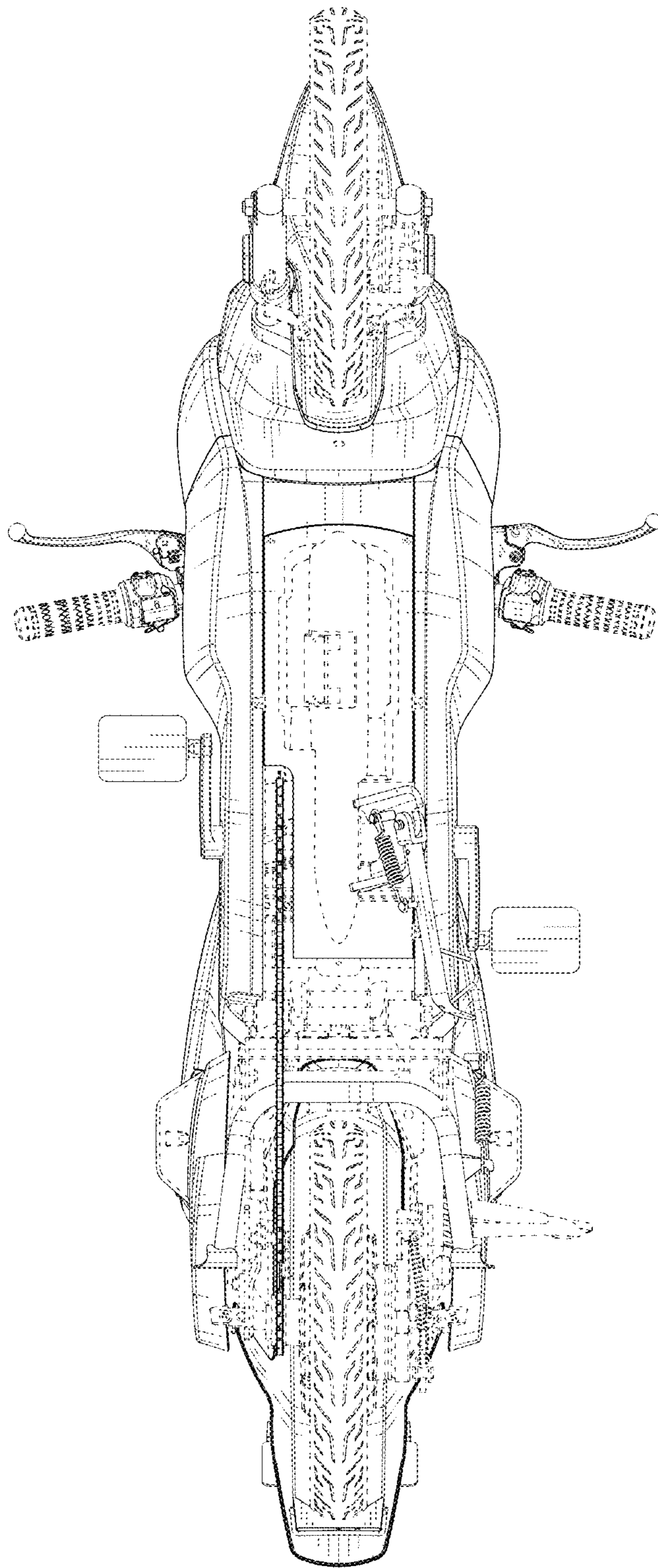


FIG.6



FIG. 7




FIG.8