



US00D949039S

(12) **United States Design Patent** (10) **Patent No.:** **US D949,039 S**
Akana et al. (45) **Date of Patent:** **** Apr. 19, 2022**

(54) **BAND**

(71) Applicant: **Apple Inc.**, Cupertino, CA (US)

(72) Inventors: **Jody Akana**, San Francisco, CA (US); **Molly Anderson**, San Francisco, CA (US); **Bartley K. Andre**, Palo Alto, CA (US); **Shota Aoyagi**, San Francisco, CA (US); **Anthony Michael Ashcroft**, San Francisco, CA (US); **Marine C. Bataille**, San Francisco, CA (US); **Jeremy Bataillou**, San Francisco, CA (US); **Markus Diebel**, San Francisco, CA (US); **M. Evans Hankey**, San Francisco, CA (US); **Julian Hoenig**, San Francisco, CA (US); **Richard P. Howarth**, San Francisco, CA (US); **Jonathan P. Ive**, San Francisco, CA (US); **Julian Jaede**, San Francisco, CA (US); **Duncan Robert Kerr**, San Francisco, CA (US); **Marc A Newson**, London (GB); **Peter Russell-Clarke**, San Francisco, CA (US); **Benjamin Andrew Shaffer**, San Jose, CA (US); **Joe Sung-Ho Tan**, San Francisco, CA (US); **Clement Tissandier**, San Francisco, CA (US); **Eugene Antony Whang**, San Francisco, CA (US); **Rico Zörkendörfer**, San Francisco, CA (US)

(73) Assignee: **Apple Inc.**, Cupertino, CA (US)

(**) Term: **15 Years**

(21) Appl. No.: **29/746,615**

(22) Filed: **Aug. 14, 2020**

(51) **LOC (13) Cl.** **11-01**

(52) **U.S. Cl.**

USPC **D11/3**

(58) **Field of Classification Search**

USPC D11/1-3; D10/30, 32, 38, 70; D14/344; D2/627, 635, 636, 638

(Continued)

(56) **References Cited**

U.S. PATENT DOCUMENTS

D727,197 S 4/2015 Akana et al.
D757,590 S * 5/2016 Akana D11/3

(Continued)

FOREIGN PATENT DOCUMENTS

CH 141630-0004 7/2015
CH 141630-0010 7/2015

(Continued)

OTHER PUBLICATIONS

Apple unveils new watch band ‘Solo Loop’ for Apple Watch, www.youtube.com, published on Sep. 15, 2020, online. Site visited on Aug. 10, 2021. Site URL: <“https://www.youtube.com/watch?v=d-SMwaQSY-c”> (Year: 2020).*

(Continued)

Primary Examiner — Llorelys Martinez

(74) *Attorney, Agent, or Firm* — Sterne, Kessler, Goldstein & Fox P.L.L.C.

(57) **CLAIM**

The ornamental design for a band, as shown and described.

DESCRIPTION

FIG. 1 is a bottom front perspective view of a band showing the claimed design;

FIG. 2 is a bottom rear perspective view thereof;

FIG. 3 is a front view thereof;

FIG. 4 is a rear view thereof;

FIG. 5 is a left side view thereof;

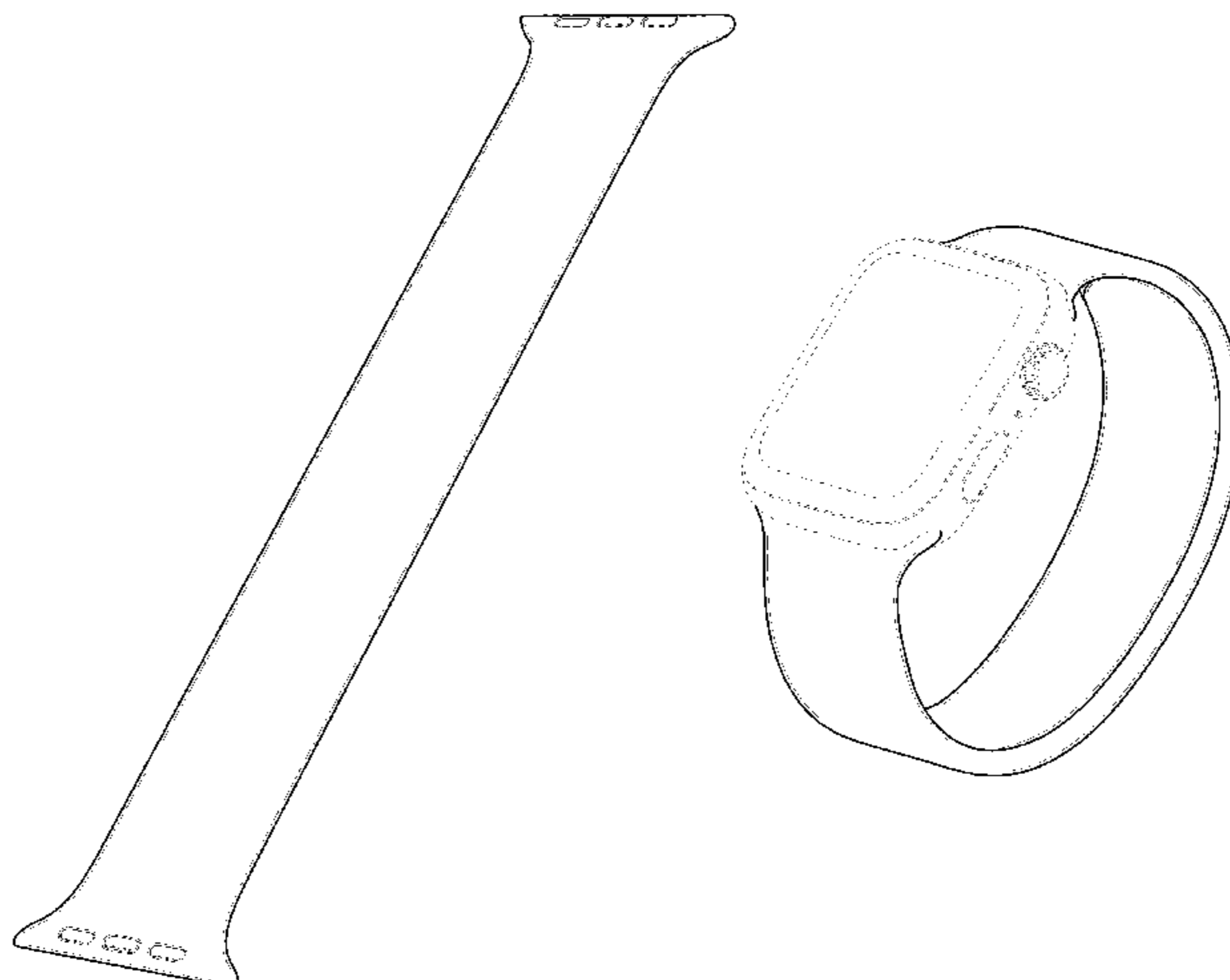
FIG. 6 is a right side view thereof;

FIG. 7 is a top view thereof;

FIG. 8 is a bottom view thereof; and,

FIG. 9 is another perspective view thereof, showing the band in an environment in which it may be used.

(Continued)



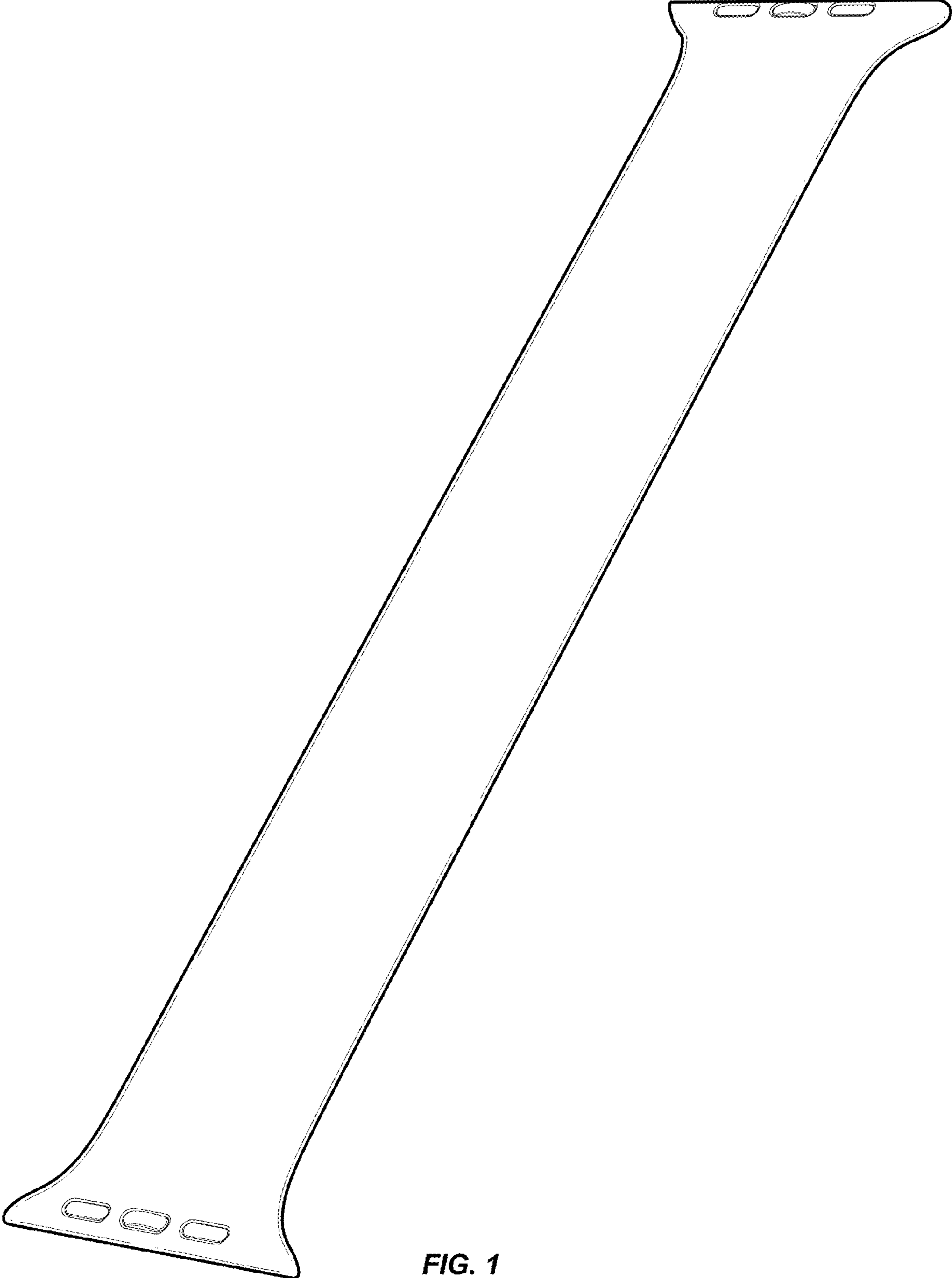


FIG. 1

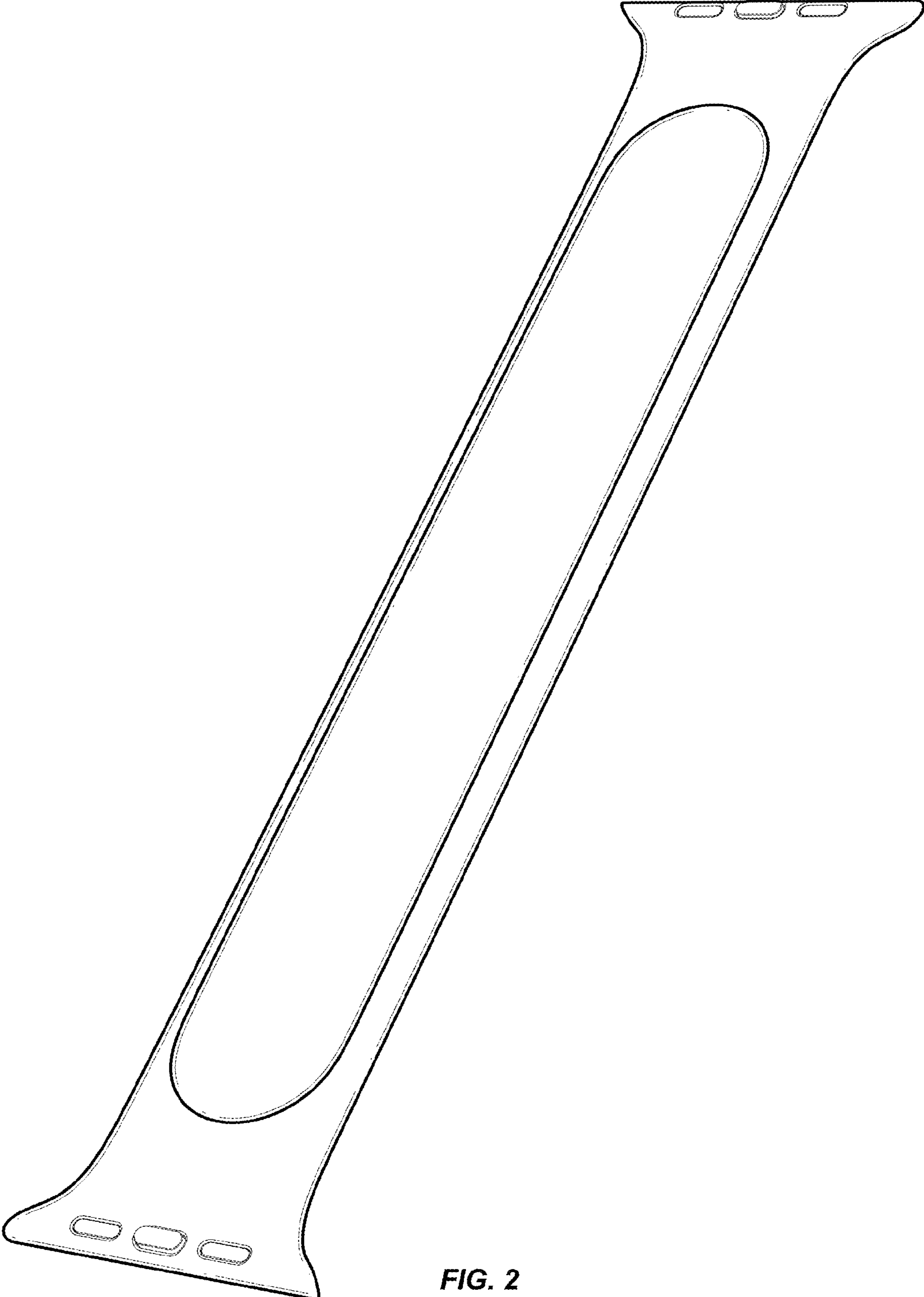


FIG. 2

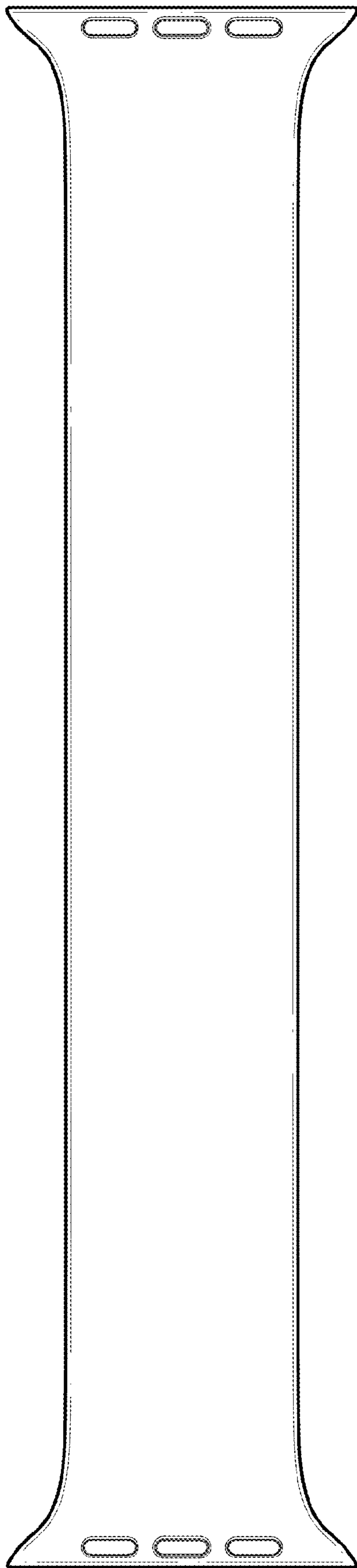


FIG. 3

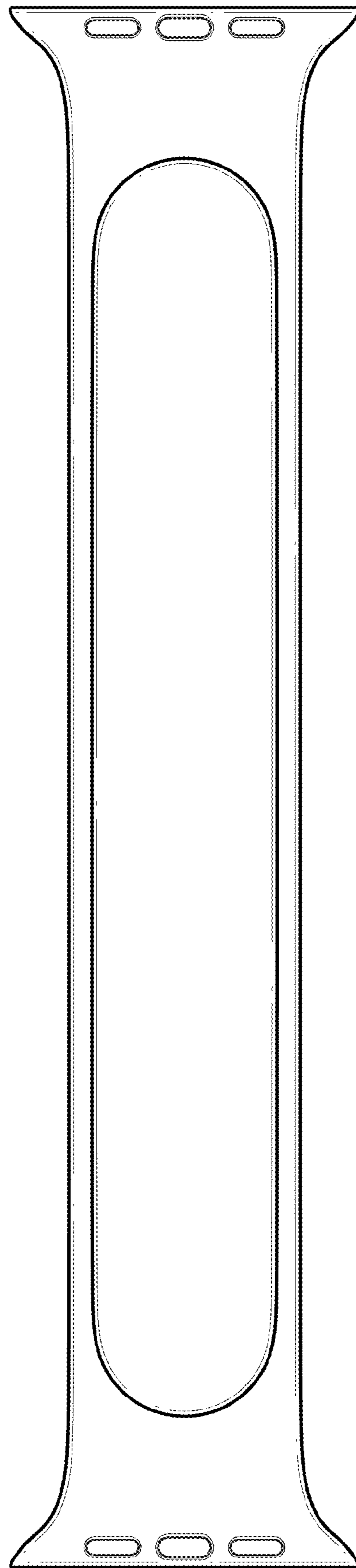


FIG. 4



FIG. 5



FIG. 6



FIG. 7




FIG. 8

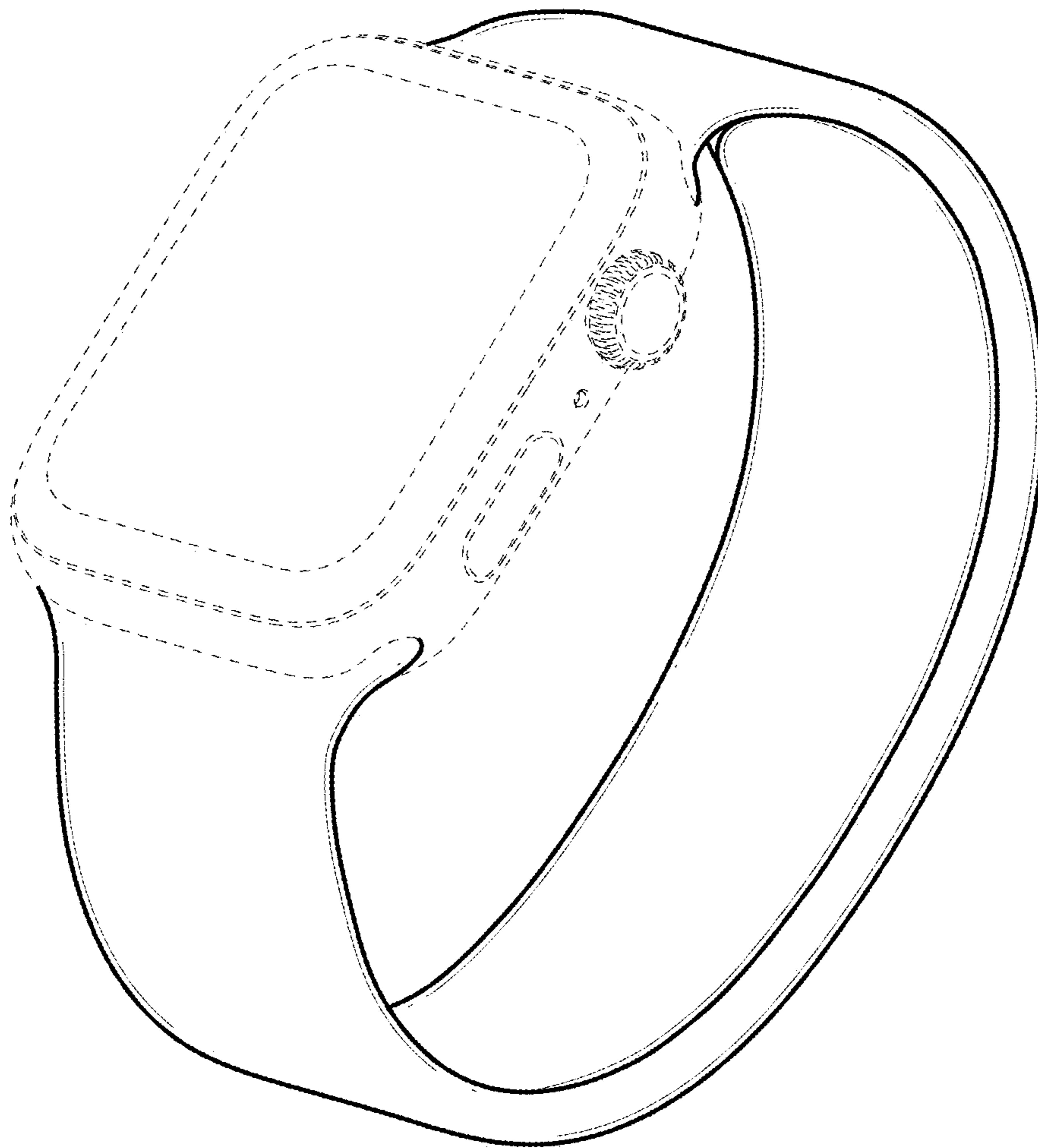


FIG. 9