



US00D949031S

(12) **United States Design Patent** (10) **Patent No.:** **US D949,031 S**
Scanlon (45) **Date of Patent:** **** Apr. 19, 2022**

(54) **RULER**

- (71) Applicant: **Keith Scanlon**, Columbus, OH (US)
- (72) Inventor: **Keith Scanlon**, Columbus, OH (US)
- (**) Term: **15 Years**
- (21) Appl. No.: **29/725,467**
- (22) Filed: **Feb. 25, 2020**
- (51) **LOC (13) Cl.** **10-04**
- (52) **U.S. Cl.**
USPC **D10/71**
- (58) **Field of Classification Search**
USPC D10/69, 71, 74, 65, 70; D19/133, 156
CPC G01C 5/00; G01C 15/02; G06N 20/00;
G01B 3/566; B43L 7/02; B43L 7/027
See application file for complete search history.

(56) **References Cited**

U.S. PATENT DOCUMENTS

- 3,837,569 A * 9/1974 Bradbury G06G 1/0068
235/70 R
- 7,415,772 B1 * 8/2008 Ferretti G01B 3/04
33/491
- D637,925 S * 5/2011 Groover D10/71
- D710,717 S * 8/2014 Morton D10/74
- 2007/0209219 A1 * 9/2007 Ertmer G01B 3/04
33/511
- 2012/0003616 A1 * 1/2012 Frau G09B 17/02
434/178
- 2019/0247743 A1 * 8/2019 Moon A63H 9/00
- 2020/0011647 A1 * 1/2020 Swisterski G01B 3/205
- 2020/0041245 A1 * 2/2020 Davis A01K 63/006

OTHER PUBLICATIONS

ColoRule 1st Prototype, publication date Nov. 16, 2019, [online]
URL: <https://www.facebook.com/ColoRuleMeasures/photos/a.124487372310055/234347564657368/?type=3> (Year: 2019).*

* cited by examiner

Primary Examiner — L. A. Grabenstetter
Assistant Examiner — Antoinette Martine Suiter
(74) *Attorney, Agent, or Firm* — Gugliotta & Gugliotta
LPA


(57) **CLAIM**

The ornamental design for a ruler, as shown and described.

DESCRIPTION

The file of this patent contains at least one drawing/photograph executed in color. Copies of this patent with color drawing(s)/Photograph(s) will be provided by the Office upon request and payment of the necessary fee
FIG. 1 is a front plan view, in color, of a ruler showing my new design;
FIG. 2 is a rear plan view thereof;
FIG. 3 is a front elevational view thereof;
FIG. 4 is a rear elevational view thereof;
FIG. 5 is a right side elevational view thereof; and,
FIG. 6 is a left side elevational view thereof.

1 Claim, 2 Drawing Sheets
(1 of 2 Drawing Sheet(s) Filed in Color)



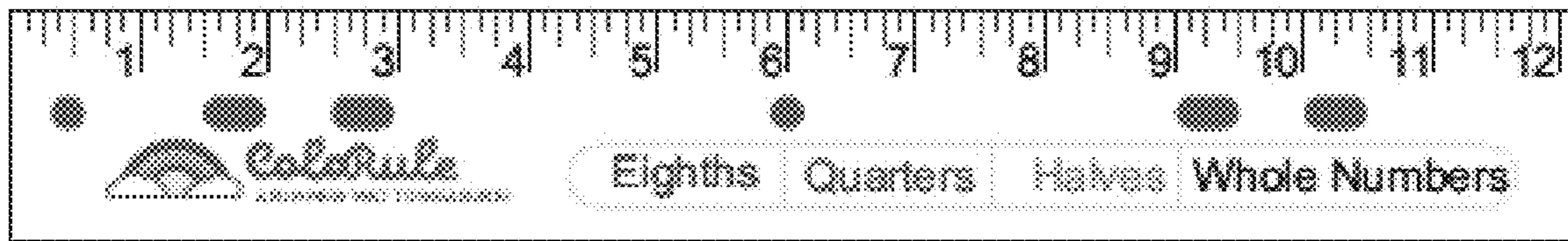


FIG. 1

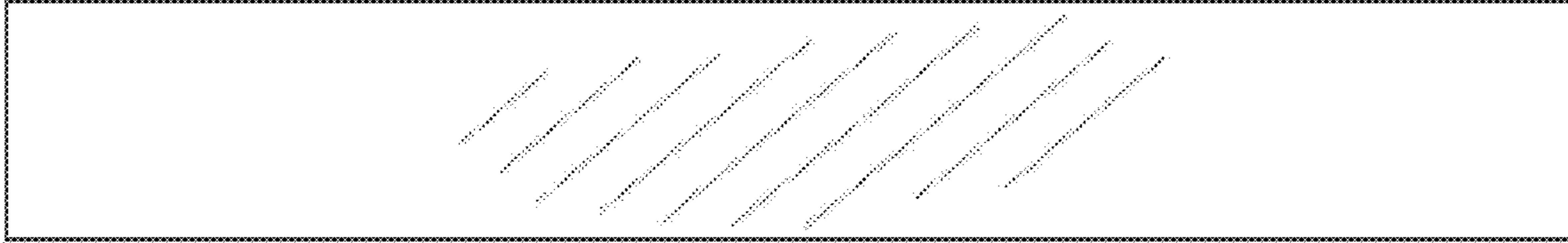


FIG. 2



FIG. 3




FIG. 4



FIG. 5



FIG. 6