



US00D949029S

(12) **United States Design Patent** (10) **Patent No.:** **US D949,029 S**
Xie (45) **Date of Patent:** **** Apr. 19, 2022**

(54) **BBQ THERMOMETER**
(71) Applicant: **SHENZHEN YINGBOWEIYE TECHNOLOGY CO., LTD.**, Shenzhen (CN)
(72) Inventor: **Jinghua Xie**, Shenzhen (CN)
(73) Assignee: **SHENZHEN YINGBOWEIYE TECHNOLOGY CO., LTD.**, Shenzhen (CN)
(**) Term: **15 Years**
(21) Appl. No.: **29/771,202**
(22) Filed: **Feb. 21, 2021**
(51) **LOC (13) Cl.** **10-04**
(52) **U.S. Cl.** **D10/57**
USPC **D10/57**
(58) **Field of Classification Search**
USPC D10/57
CPC G01K 2207/02; G01K 2207/04; G01K 2207/06; G01K 2207/08
See application file for complete search history.

D804,332 S 12/2017 Lim et al.
D809,945 S 2/2018 Prommel et al.
D852,653 S 7/2019 Zou
D852,654 S 7/2019 Zou
D853,253 S 7/2019 Zuo
D858,320 S 9/2019 Wang
D860,831 S 9/2019 Zou
D884,498 S 5/2020 Yi
D904,907 S 12/2020 Peng
D917,314 S * 4/2021 Wu D10/57

* cited by examiner

Primary Examiner — Antoine Duval Davis

(74) *Attorney, Agent, or Firm* — Law Offices of Steven W. Weinrieb

(57) **CLAIM**

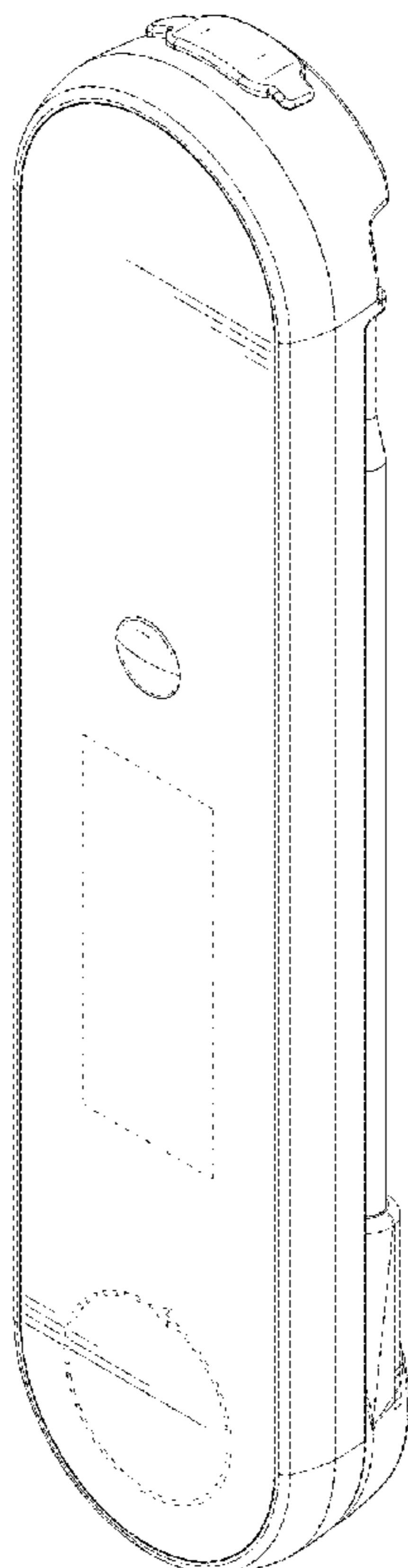
The ornamental design for a BBQ thermometer, as shown and described.

DESCRIPTION

FIG. 1 is a front, right side, top perspective view of BBQ thermometer showing my new design;
FIG. 2 is a front elevational view thereof;
FIG. 3 is a rear elevational view thereof;
FIG. 4 is a left side elevational view thereof;
FIG. 5 is a right side elevational view thereof;
FIG. 6 is a top plan view thereof; and,
FIG. 7 is a bottom plan view thereof.
The broken lines depict portions of the BBQ thermometer that form no part of the claimed design.

1 Claim, 7 Drawing Sheets

(56) **References Cited**
U.S. PATENT DOCUMENTS
D664,051 S 7/2012 High
D664,052 S 7/2012 High
D795,101 S 8/2017 Alla



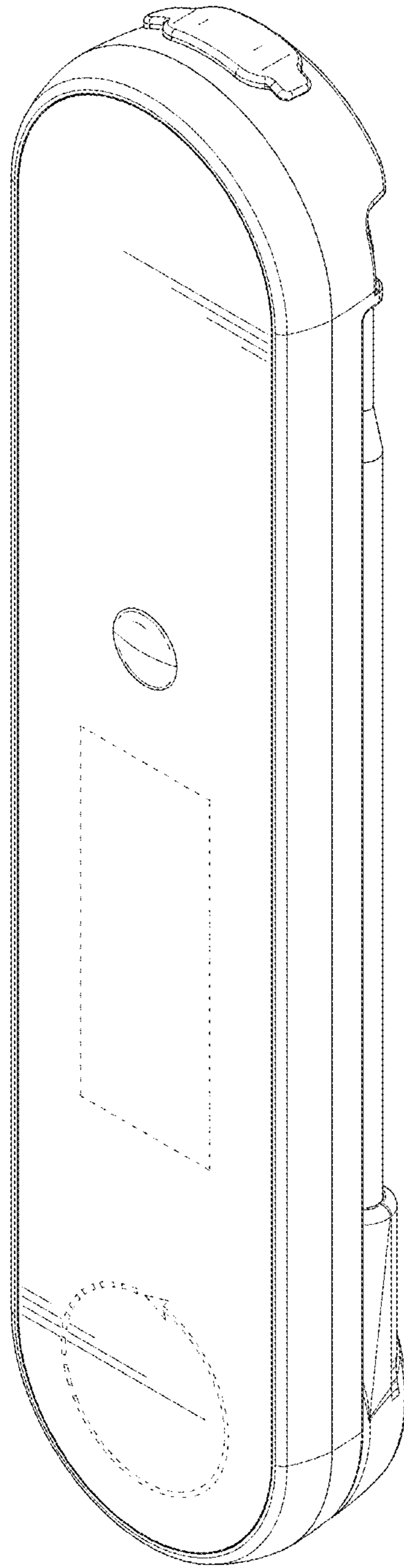


FIG.1

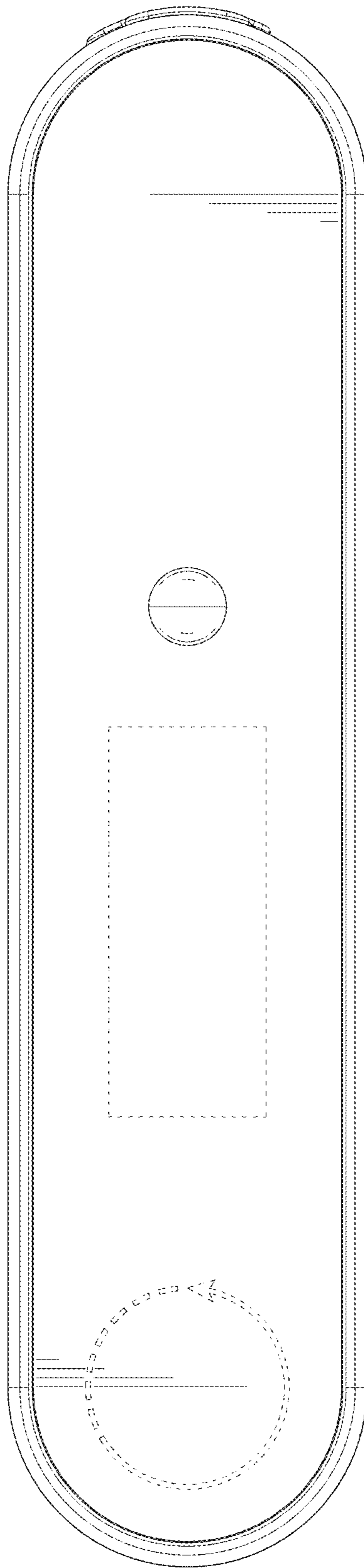


FIG.2




FIG.3

4/7




FIG.4




FIG. 5

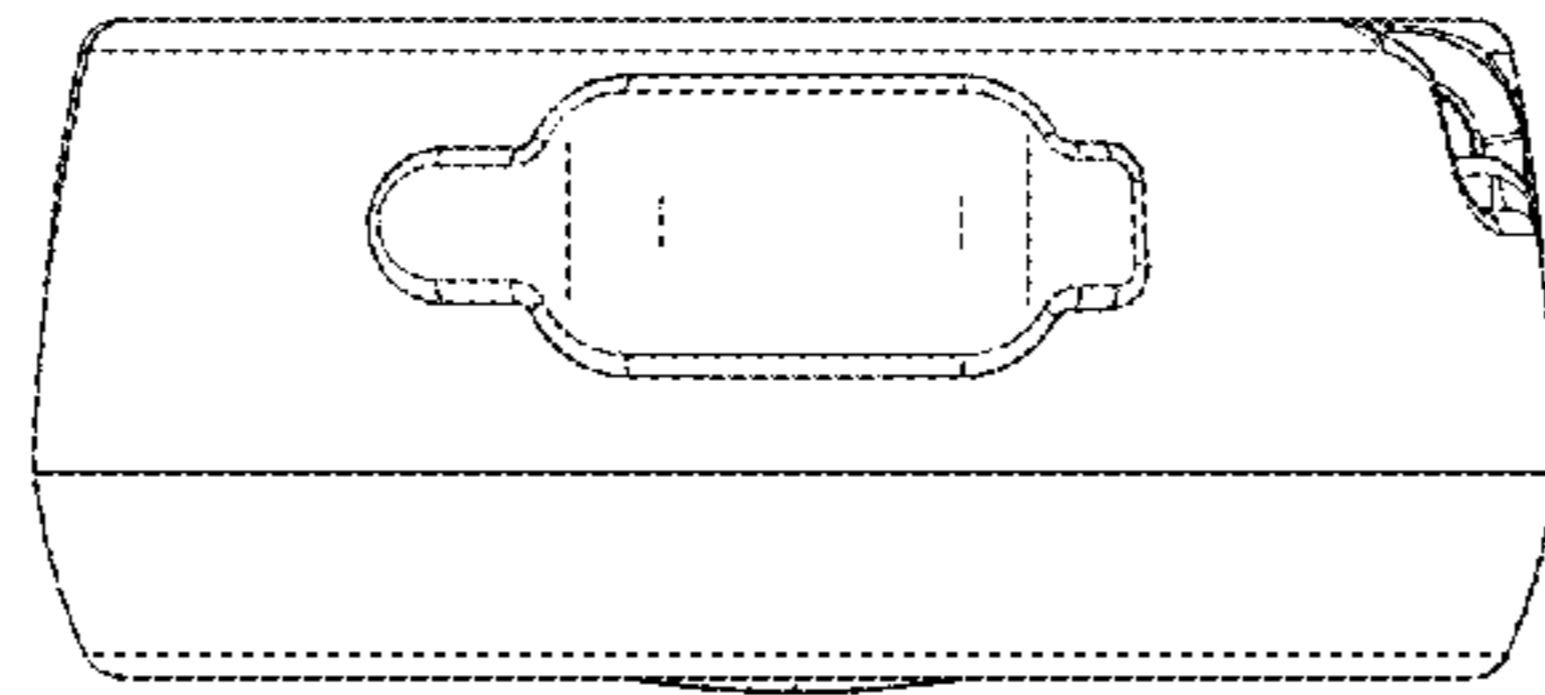


FIG.6

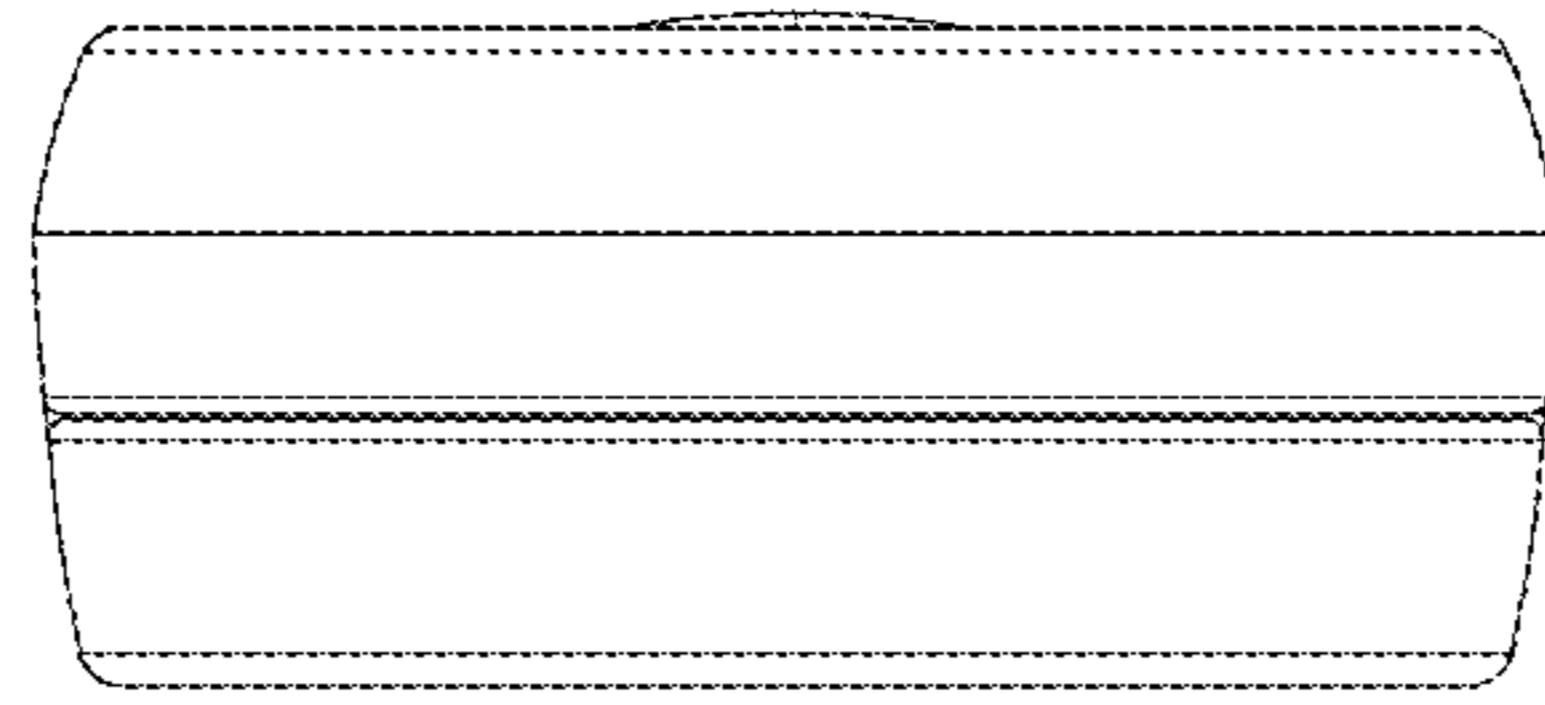


FIG.7