



US00D949001S

(12) **United States Design Patent**
Holdcroft

(10) **Patent No.:** **US D949,001 S**
(45) **Date of Patent:** **** Apr. 19, 2022**

(54) **CLIP**

(71) Applicant: **Honeywell International Inc.**, Morris Plains, NJ (US)

(72) Inventor: **Raymond Peter Holdcroft**, Berkhamsted (GB)

(73) Assignee: **HONEYWELL INTERNATIONAL INC.**, Morris Plains, NJ (US)

(**) Term: **15 Years**

(21) Appl. No.: **29/732,695**

(22) Filed: **Apr. 27, 2020**

Related U.S. Application Data

(62) Division of application No. 29/617,475, filed on Sep. 14, 2017, now Pat. No. Des. 899,240.

(51) **LOC (13) Cl.** **08-08**

(52) **U.S. Cl.**
USPC **D8/394**

(58) **Field of Classification Search**
USPC D3/215, 218, 328; D8/382, 383, 394, D8/395; D11/212, 215, 218; D14/251, D14/253
CPC A44B 13/00; A44B 15/00; Y10T 24/1394; A42B 3/04
See application file for complete search history.

(56) **References Cited**

U.S. PATENT DOCUMENTS

3,273,163 A * 9/1966 Andrews, III A42B 3/04 2/422
D268,300 S * 3/1983 Richards D3/215
4,479,738 A * 10/1984 Kubnick A42B 3/04 2/10
D288,162 S * 2/1987 Hutton D11/212

(Continued)

OTHER PUBLICATIONS

China Design Application No. 201830092441.8, filed Mar. 13, 2018, 28 pages.

(Continued)

Primary Examiner — Steven J Czyz

(74) *Attorney, Agent, or Firm* — Alston & Bird LLP

(57) **CLAIM**

I claim the ornamental design for a clip, as shown and described.

DESCRIPTION

FIG. 1 is a front perspective view of a clip configured for attachment to an exemplary harness and configured to receive an exemplary gas detector in accordance with the new design;

FIG. 2 is a front perspective view of the clip configured for attachment to an exemplary harness and configured to receive an exemplary gas detector, wherein the clip is shown attached to the exemplary harness in accordance with the new design;

FIG. 3 is a front perspective view of the clip configured for attachment to an exemplary harness and configured to receive an exemplary gas detector, wherein the clip is shown attached to the exemplary harness, and the exemplary gas detector is shown positioned in the clip in accordance with the new design;

FIG. 4 is a front elevation view of the clip configured for attachment to an exemplary harness and configured to receive an exemplary gas detector in accordance with the new design;

FIG. 5 is a rear elevation view thereof;

FIG. 6 is a right side elevation view thereof;

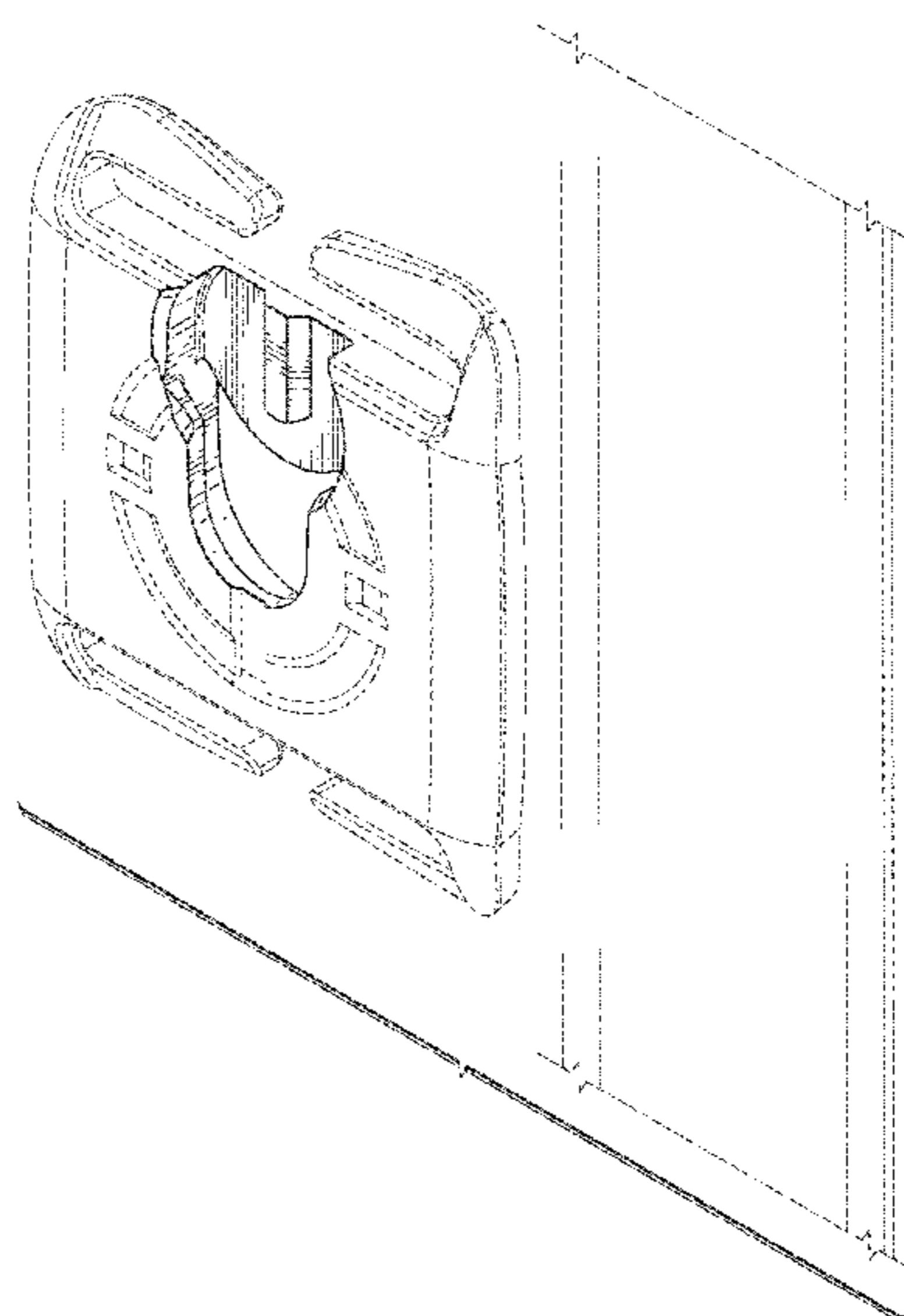
FIG. 7 is a left side elevation view thereof;

FIG. 8 is a top plan view thereof; and,

FIG. 9 is a bottom plan view thereof.

The broken lines illustrate portions of the clip and environment that form no part of the claimed design.

1 Claim, 7 Drawing Sheets



(56)

References Cited

U.S. PATENT DOCUMENTS

4,729,706 A * 3/1988 Peterson F16B 37/041
411/112
D302,568 S 8/1989 Berger
D310,624 S 9/1990 Gradecki et al.
5,168,605 A * 12/1992 Bartlett A47C 21/022
24/129 R
D339,521 S * 9/1993 Bartlett D11/212
D358,567 S * 5/1995 Sirois D11/212
5,658,065 A * 8/1997 Jamieson A42B 3/04
2/422
D404,038 S * 1/1999 Fransson D14/253
D433,563 S * 11/2000 Capanna D3/215
D459,273 S * 6/2002 Murata D11/216
D465,400 S 11/2002 Moore et al.
D465,525 S 11/2002 Dilday
6,616,294 B1 * 9/2003 Henry A42B 3/04
2/422
6,854,946 B2 * 2/2005 Bauer F16B 21/09
411/523
D509,471 S * 9/2005 Cronce D12/414
D511,713 S * 11/2005 Carbonero D11/212
D522,849 S * 6/2006 Dick D8/354
D562,124 S * 2/2008 Hargis D8/394
D565,662 S 4/2008 Reardon et al.
D574,226 S 8/2008 Wolff
D589,338 S 3/2009 Baum
7,630,745 B2 * 12/2009 Chen A45F 5/02
379/433.01
D627,621 S 11/2010 Liljeqvist et al.
7,832,606 B2 * 11/2010 Sin A45F 5/02
224/197
7,878,745 B2 * 2/2011 Allen F16B 27/00
411/175
8,191,292 B2 6/2012 Cummings et al.
D674,274 S * 1/2013 Gasparino D8/395
8,360,378 B1 * 1/2013 Owens A63B 57/20
248/309.4
D685,991 S * 7/2013 Pearce D3/218
D686,409 S * 7/2013 Pearce D3/218
8,919,622 B1 * 12/2014 Gabriel A45F 5/021
224/148.4
8,919,623 B1 * 12/2014 Bergeron A45F 5/021
224/148.4
D741,554 S 10/2015 Moreau et al.
9,185,953 B2 * 11/2015 Whitten A45C 11/00
D745,776 S * 12/2015 Perreault D3/215
9,223,190 B1 * 12/2015 Yang A45F 5/00
D748,461 S * 2/2016 Catchings D8/394
9,249,814 B2 * 2/2016 Tsai A45F 5/004
9,267,529 B2 * 2/2016 Tejero Salinero F16B 37/041
D751,889 S * 3/2016 Thiltges D8/394
9,291,179 B2 * 3/2016 Pierce F16B 2/20
9,375,075 B2 * 6/2016 Bazan A45F 5/021

D762,968 S * 8/2016 Patulski D3/215
D762,969 S * 8/2016 Patulski A63B 57/20
D3/215
D762,970 S * 8/2016 Patulski D3/215
D763,673 S 8/2016 Moreau et al.
9,474,334 B2 * 10/2016 Jonsson A41D 13/0562
D770,167 S * 11/2016 Patulski D3/215
D770,168 S * 11/2016 Patulski D3/215
D770,169 S * 11/2016 Patulski D3/215
D778,508 S * 2/2017 Moreau D29/122
D790,332 S * 6/2017 Dresser, III D8/394
9,756,890 B2 9/2017 Moreau et al.
D799,312 S 10/2017 Ng
9,844,238 B2 * 12/2017 Lemoine A44B 11/26
D807,029 S * 1/2018 Resca A42B 3/04
D3/222
D807,634 S * 1/2018 Eremita D3/215
D822,473 S 7/2018 Ng
D854,311 S * 7/2019 Burns D3/215
10,383,385 B2 * 8/2019 Moreau A44B 13/00
D863,287 S * 10/2019 Srouf A47C 21/022
D14/251
D877,492 S * 3/2020 Eynav D3/215
D879,086 S * 3/2020 Nahum F16B 37/041
D14/251
10,712,127 B2 * 7/2020 Tedder B60R 7/14
10,736,406 B2 * 8/2020 Hintze A45F 5/004
10,782,094 B2 * 9/2020 Rogers F41C 33/045
2011/0113529 A1 * 5/2011 Milioto F16B 2/20
2/209.13
2013/0180033 A1 * 7/2013 Uemoto H04R 1/1041
2/410
2020/0329806 A1 * 10/2020 Wong F04D 25/084

OTHER PUBLICATIONS

China Design Application No. 201830092441.8, Notification to Grant Patent Right, dated Jun. 4, 2018, 4 pages.
European Community Design Application No. 004751378-0001, filed Mar. 12, 2018, 8 pages.
European Community Design Application No. 004751378-0002, filed Mar. 12, 2018, 8 pages.
European Community Design Application No. 004751378-0003, filed Mar. 12, 2018, 8 pages.
European Community Design Application Nos. 004751378-0001-0003, Preliminary Examination, dated Mar. 15, 2018, 5 pages.
Requirement for Restriction/Election Mailed on Feb. 21, 2020 for U.S. Appl. No. 29/617,475.
U.S. Appl. No. 29/617,472, filed Sep. 14, 2017, pending.
Ex Parte Quayle Action Mailed on Mar. 25, 2021 for U.S. Appl. No. 29/732,697.
Notice of Allowance and Fees Due (PTOL-37D) dated Jun. 16, 2020 for U.S. Appl. No. 29/617,475.

* cited by examiner

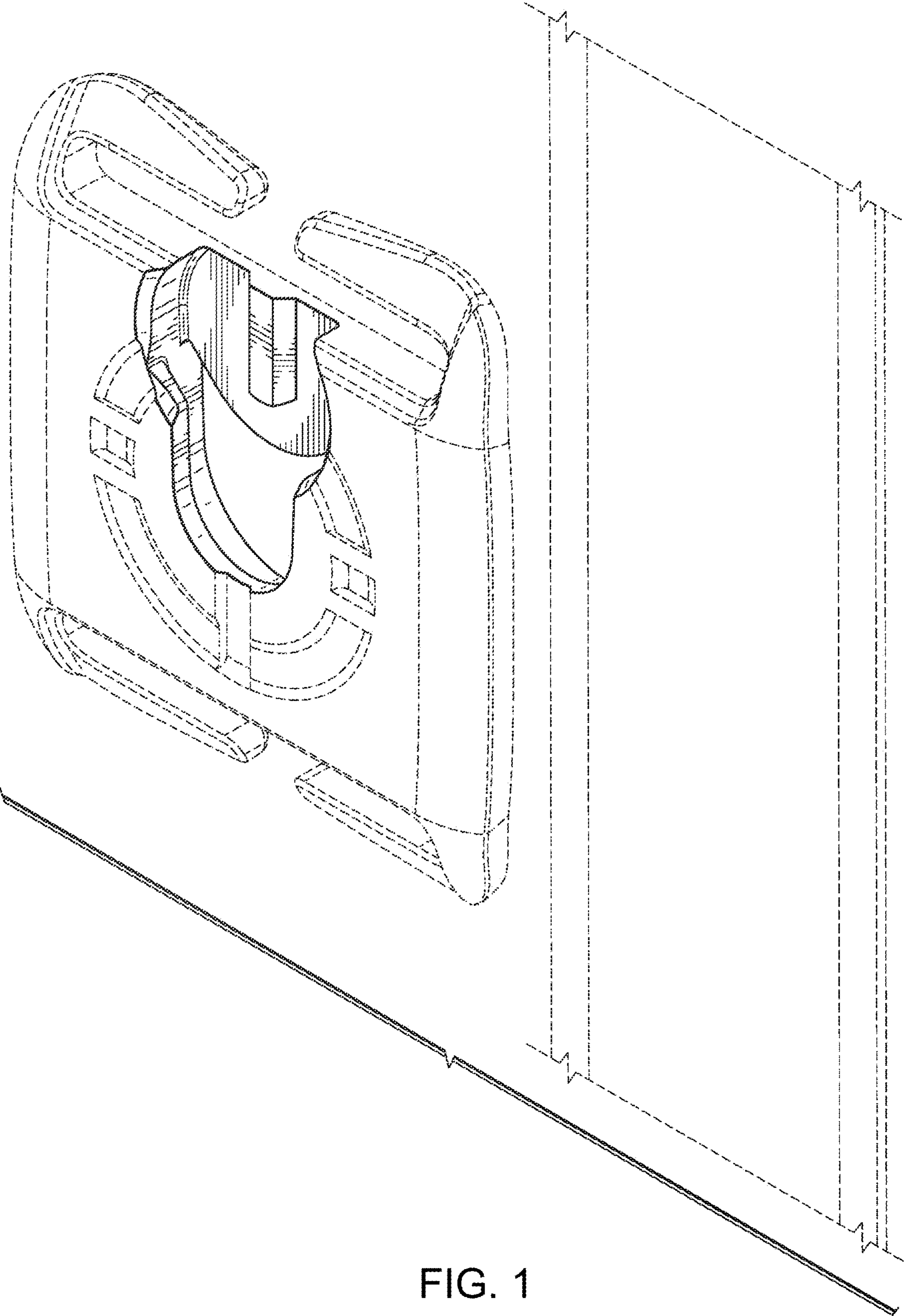


FIG. 1

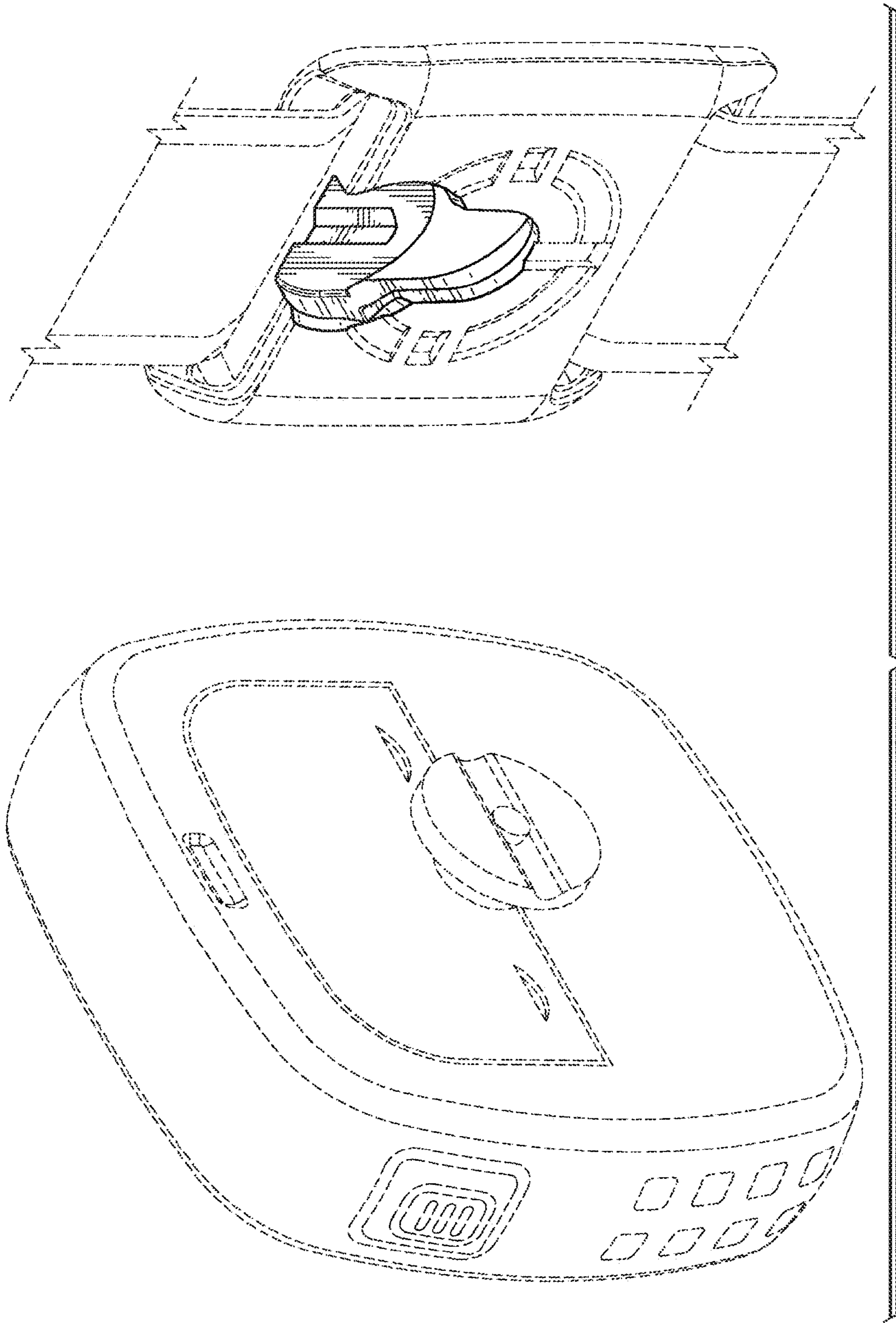


FIG. 2

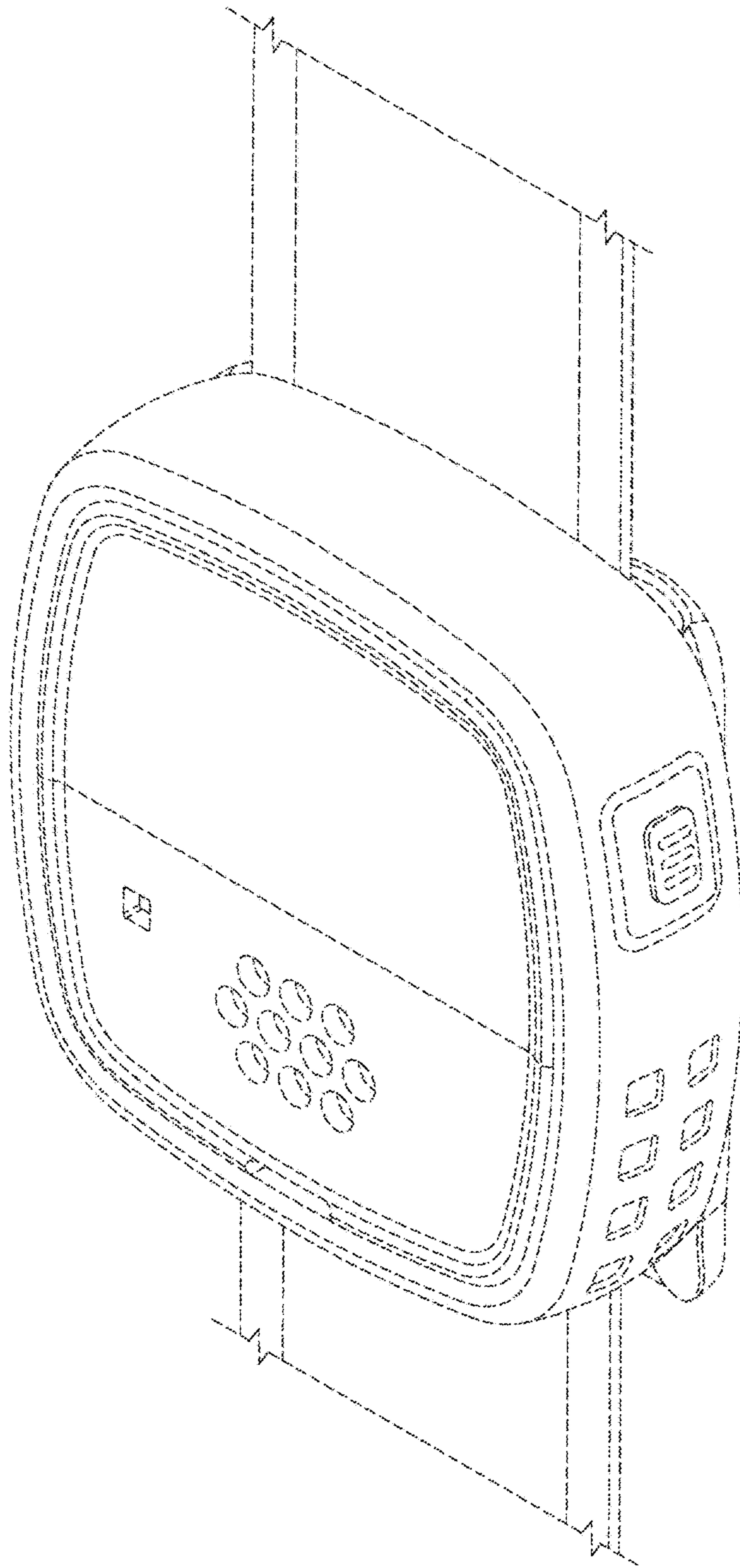


FIG. 3

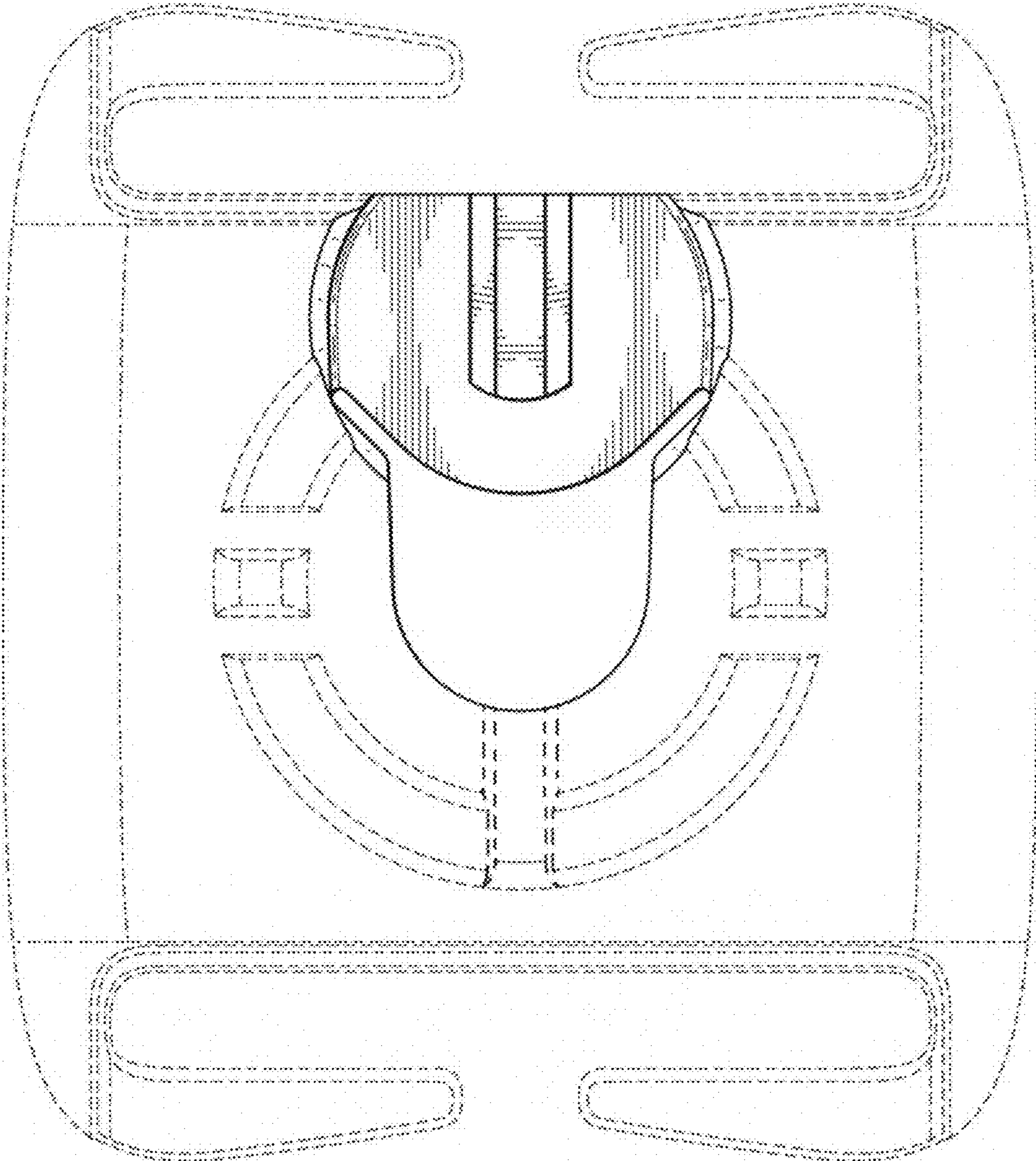


Fig. 4

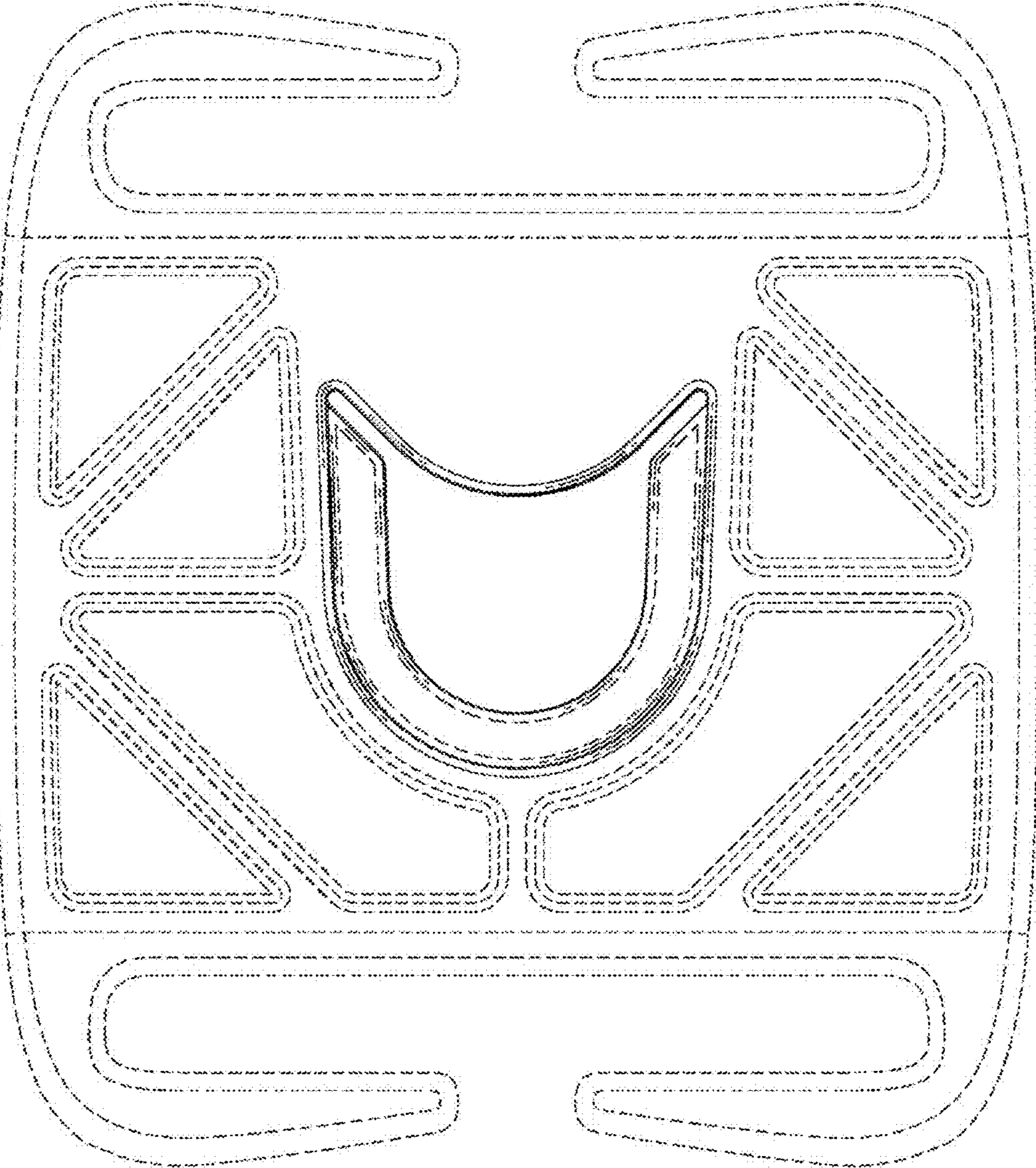


FIG. 5

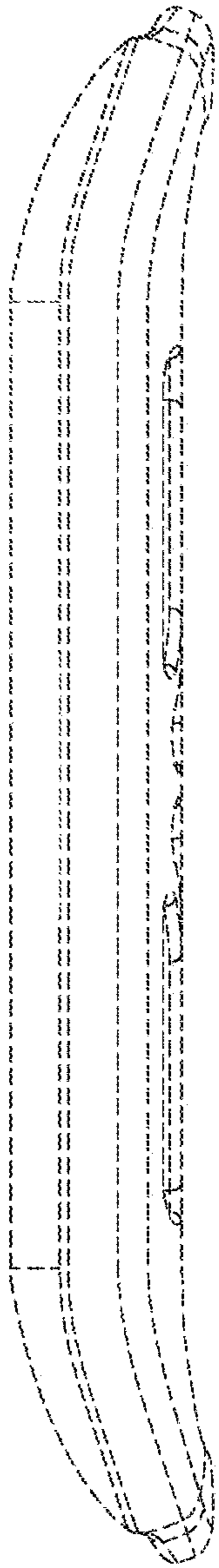


FIG. 6

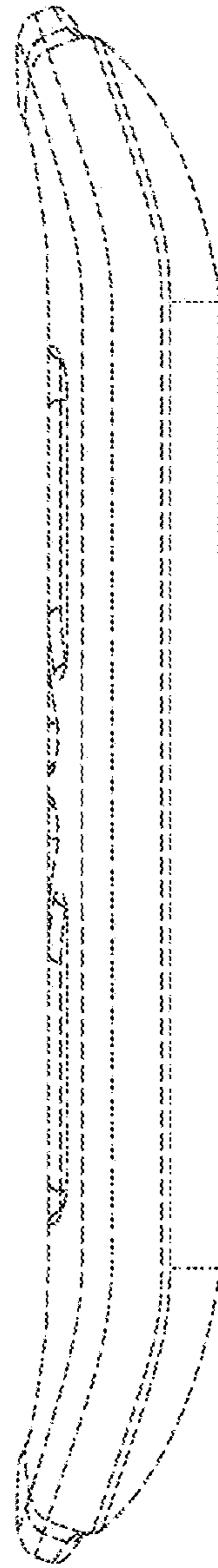


FIG. 7

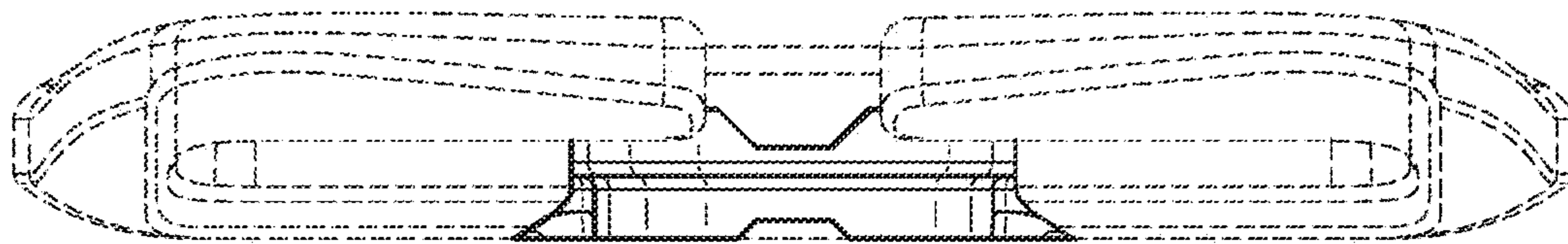


FIG. 8




FIG. 9